

PDL4000

FIND THE PROBLEMS FASTER

USER FRIENDLY ONBOARD DIAGNOSTICS

THE NEW PDL 4000

FINDS THE PROBLEMS FASTER

The next generation PDL 4000 combines simplicity of use with the ruggedness you expect from a Sun product. PDL 4000 brings together a full range of scan tool functions, without any baggage to slow you down. Ready to go with a boot up time of less than 10 seconds and no need for personality keys, it means you have more time to get on with your job.

Combined with OEM-specific and full EOBD coverage for all manufacturers you have productivity and simplicity working together in perfect harmony.

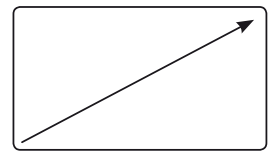
The new 7" full-colour touchscreen not only gives you more space, it works with simple icon-based navigation so you can move smoothly from one vehicle to the next. You can also create customised data lists with a tap of your finger and record and play back results effortlessly. It even works with gloves on! A unique cause and effect function has also been added that lets you run bi-directional controls while viewing live data. The power to do it all is in your hands and it's so easy, you'll barely have to lift a finger.

The screen size has increased, but the tool itself is smaller - And smarter - The new compact lithium-ion battery charges automatically through the data cable when connected to a vehicle. One simple, keyless universal connector now covers all EOBD applications and the operating system has been upgraded to be much faster.

The PDL 4000 is proof that good things really do come in small packages.

With the PDL 4000, not only are you up and running in less than 10 seconds, you're instantly tapped into some of the best diagnostic coverage in the business. Get OEM-specific coverage for 44 makes and complete EOBD coverage, interactive functions from adaptations and relearns as well as functional tests with on-screen live data, all the data all the time, no need to refresh.

With the PDL 4000 in your hands, you always have the answer.



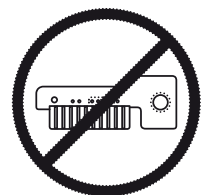
7" display



Touchscreen interface




Charges from the vehicle



Keyless adapter



10-second boot up



Coverage for over 44 makes



PDL4000

**BIGGER
BRIGHTER
SCREEN NOW WITH
BETTER
DEFINITION**

**SMART
CHARGE BATTERY**

ALWAYS READY TO USE

**EXTENDED
CAPABILITIES.**

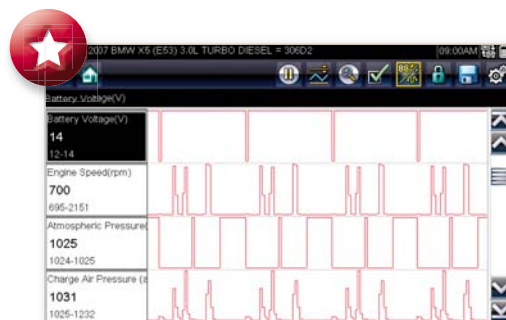
NORTH AMERICAN DATABASE
NOW INCLUDED



PDL4000

FEATURES

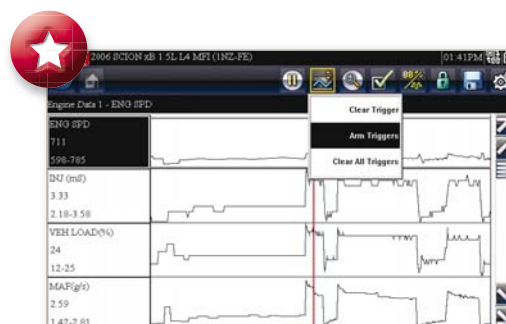
- **Large 7" backlit colour display** is easy to read in light or dark conditions
- **Intuitive** touchscreen navigation
- **Fast boot up** in less than 10 seconds
- **Unique steady-charge battery system** which charges automatically when connected to the vehicle
- **Detailed trouble code definitions**, live data, functional tests, relearns and adaptations
- **Custom data lists**, freeze frame, PID sorting, pause, zoom, PID trigger, snapshot and cursor functions, display what you want to see
- **USB port for PC connectivity**; save, print and share using Shopstream Connect™ software
- **Record all available live data** parameters and show any four graphs on screen at once
- **High-capacity microSD™ card** contains the diagnostic software and stores your data files
- **OEM-specific and full EOBD coverage** that doesn't time out for hundreds of systems



Use bi-directional controls while viewing live data for **true cause and effect diagnostics.**

Code	Description
P0101	Mass Air Flow Circuit Range Or Performance
P0122	Throttle Position Sensor A Circuit Low Input
P0123	Throttle Position Sensor A Circuit High Input

Answers for thousands of faults with detailed trouble code definitions right in the tool.



View high-res graphs of 4 data parameters. Zoom in, set PID triggers and customize data lists.

MANUFACTURERS COVERAGE @ 16.2

• ALFA	• JEEP	• FORD	• ISUZU	• MG / ROVER	• PORSCHE	• SSANGYONG
• AUDI	• PLYMOUTH	• GEO	• JAGUAR	• MINI	• PROTON	• SUBARU
• BMW	• RAM	• GMC	• KIA	• MITSUBISHI	• RANGE ROVER	• SUZUKI
• BUIK	• CITROEN	• HINO	• LANCIA	• NISSAN	• RENAULT	• TOYOTA
• CADILLAC	• DACIA	• HOLDEN	• LAND ROVER	• INFINITI	• SAAB	• SCION
• CHEVROLET	• DAEWOO	• HONDA	• LEXUS	• OLDSMOBILE	• SATURN	• VOLKSWAGEN
• CHRYSLER	• DAIHATSU	• ACURA	• MAZDA	• OPEL - VAUXHALL	• SEAT	• VOLVO
• DODGE	• EUNOS	• HUMMER	• MERCEDES BENZ	• PEUGEOT	• SKODA	• WORKHORSE
• EAGLE	• FIAT	• HYUNDAI	• MERCURY	• PONTIAC	• SMART	

The manufacturer reserves the right to change or delete models and/or specifications without prior notice. All dimensions and drawings within this publication are a guide only, before carrying out any civil works, always obtain the current installation drawings from the service department. Nothing contained within this publication is intended to extend any warranty or representation, expressed or implied, regarding the products described herein. Any such warranties or other terms or condition of sale of products shall be in accordance with Snap-on/Sun Standard Terms and Conditions of Sale for such products, which are available on request. Snap-on and Sun are registered trademarks.

EMEA-JA: Snap-on Equipment s.r.l. · Via Prov. Carpi, 33 · 42015 Correggio (RE)
Tel: +39 0522 733-411 · Fax: +39 0522 733-410 · www.snapon-equipment.eu

Part of the machine is illustrated with optional extras which are available at extra cost.
Technical modifications reserved. Cod.: 9702 807 · 07/2016

