

# Software Upgrade 17.4 INTERACTIVE APPLICATION GUIDE

NORTH AMERICA | OCTOBER 2017

GENERAL REPAIR  
ENHANCED | EXPANDED | EXCEPTIONAL  
COLLISION REPAIR



IT'S WHAT'S INSIDE THAT MATTERS.



# SOFTWARE UPGRADE 17.4

VIDEO



WHAT'S NEW



THE STATS



VEHICLE MAKES



SUBSCRIPTION



SURETRACK®



APPLICATION GUIDE



PLATFORM ACCESSORIES



PERSONALITY KEYS



DIAGNOSTIC TOOL COMPARISON



17.4 MODEL YEAR UPDATES



Return to home



# VEHICLE MAKES

ACURA



FIAT



JAGUAR



MITSUBISHI



SPARTAN



ALFA ROMEO



FORD



JEEP



NISSAN



SPRINTER



AUDI



GEO



KIA



OLDSMOBILE



SUBARU



BMW



GM



LAND ROVER



PLYMOUTH



SUZUKI



BUICK



HARLEY - DAVIDSON



LEXUS



PONTIAC



TOYOTA



CADILLAC



HONDA



LINCOLN



PORSCHE



VOLVO



CHEVROLET



HUMMER



MAZDA



RAM



VOLKSWAGEN



CHRYSLER



HYUNDAI



MERCEDES



SATURN



WORKHORSE



DODGE



INFINITI



MERCURY



SCION



EAGLE



ISUZU



MINI



SMART



Return to home



# WHAT'S NEW

Vehicle Communication Systems [VCS]



## Domestic/Asian

- **Chrysler Engine® Scripted Tests** – 15 new automated tests designed to save time. Includes tests such as Catalyst Efficiency Test, Alternator Test, Ram Active Air Box Tests and Calibrations and more.
- **Ford Keyless® fob Programming** – Covers 1996 to current Ford / Lincoln® / Mercury® vehicles. Program the keyless entry Fob to the vehicle using this function.
- **Ford Keypad Code Programming** – Covers 1996 to current Ford® / Lincoln® / Mercury® vehicles with the keyless entry keypad on the driver's door. Allows you to program a new code into the pad if the original one is forgotten.
- **Proprietary Freeze Frame Data** – Allows you to see more detailed freeze frame data that is gathered when a code is set. This has been added for Honda® / Acura® vehicles and Mitsubishi® Vehicles.
- **Harley - Davidson® Radio Configurations** – Allows you to change the custom configurations in the radio module. Covers 2000-2013 model years.
- **Electronic Parking Brake Functions** – Added to 2014 and newer Subaru®, 2015 and newer Mazda®, and Kia® vehicles.

**AND  
THERE'S  
MORE...**

← BACK

MORE →

WHAT'S NEW IN CTM →

THE STATS →

Return to home →

# WHAT'S NEW

## Vehicle Communication Systems [VCS]



### Domestic/Asian (continued)

- **Nissan® Titan Coverage** – Covers both Cummins Diesel as well as 5.6 liter gas engines. Also added Transmission, ABS, Airbag, ADP, BCM, HVAC, IPD, Intelligent Key, TPMS, and Wheel Alignment coverage.
- **Hyundai® / Kia® ABS Functions** – Includes High Pressure Release Mode, Fluid Circulation Mode, Pressure Sensor Calibration, and Pedal Travel Sensor Calibration.
- **Sub-Codes** – More detailed, factory-level codes are now available for Ford® UDS vehicles (2008+), and on Nissan airbag systems. These types of codes allow more information to be provided to the technician, such as whether the circuit is shorted to power or shorted to ground.
- **Ford Mode 6 Data Enhancement** – Mode 6 misfire data is now displayed within the regular Scanner data stream. This saves the technician from having to go back and forth from Scanner to OBD Direct to find this information.

### Optional European

- **BMW® / Volkswagen® / Audi® Expert Mode:** Added to the ETHOS Edge Platform.

← BACK

WHAT'S NEW IN CTM →

THE STATS →

Return to home →

# WHAT'S NEW

## Guided Component Tests (CTM)



- **294,302** more tests than 17.2
- 17.4 - **4,389,087** Total Tests
- New HVAC and Starting Systems
- Guided Component Tests for New Systems Added
  - » Mercedes-Benz Sprinter Coverage
  - » Subaru CVT Coverage
  - » Ford 450 and 550 Coverage
  - » Tests on over 400 new Mercedes-Benz Transmissions added
    - 1996-2016

GENERAL REPAIR  
ENHANCED | EXPANDED | EXCEPTIONAL  
COLLISION REPAIR

WHAT'S NEW VCS



THE STATS



CTM EXAMPLES



Return to home



# GUIDED COMPONENT TESTS

## New Mercedes Sprinter coverage

Guided Component Tests > FUEL INJECTION

Back Exit


Boost Pressure Sensor	CAN Bus
Charge Temperature Sensor Upstream Throttle Body	CKP Sensor
CMP Sensor	Data Link Connector
Diesel Particulate Filter Differential Pressure Sensor	DIN Circuit Numbers
ECM	ECT Sensor
EGR System	Firing Order
Fuel System	Glow Plug
Glow Plug Module	Ground
Mass Airflow Sensor	O2 Sensors
Oil Level Sensor	Power
Pressure Sensor Downstream Of Air Filter	Temp Sensor Upstream Of Diesel Particulate Filter

2014 MERCEDES-BENZ Sprinter (906) 3500

 BACK

WHAT'S NEW IN CTM 

NEXT EXAMPLE 

Return to home 

# GUIDED COMPONENT TESTS

## NEW Ford F450-F550 Coverage

Guided Component Tests > Component Menu

Back Exit

ABS    Body Electrical    Charging System    FUEL INJECTION    HVAC System    Starting System

TRANSMISSION

2012 FORD F-550 SUPER DUTY

← BACK

WHAT'S NEW IN CTM →

NEXT EXAMPLE →

Return to home →



# GUIDED COMPONENT TESTS

## Expanded Body Electrical Coverage

**Audi / VW- Back to 1997**

**Chrysler / Dodge / Jeep / RAM - Back to 2003**

**Honda / Acura - Back to 1996**

**BMW - Back to 1998**

**Ford / GM - Back to 2000**

**6,501 NEW Tests in Body  
Electrical alone!**

**Over 33,000 Body  
Electrical Tests Total!**

GENERAL REPAIR  
ENHANCED | EXPANDED | EXCEPTIONAL  
COLLISION REPAIR



**BACK**

**WHAT'S NEW IN CTM**



**NEXT EXAMPLE**



**Return to home**

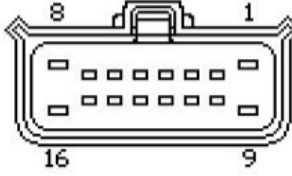



## NEW Body Electrical

Guided Component Tests > COMPONENT INFORMATION
Back Exit

---

Body Electrical - Exterior Lighting - Headlight Assembly - Autolamps - COMPONENT INFORMATION

Operation	Connector																										
<p><b>Low Beams</b></p> <p>The BCM monitors the headlamp switch position by sending voltage signals on multiple circuits to the headlamp switch. There is one circuit for each headlamp switch position. At any given time, one of the signal circuits is switched to ground to indicate the headlamp switch position.</p> <p>The BCM turns the parking lamps and headlamps on when the ignition is in RUN and the BCM detects a fault from the headlamp switch or wiring. This is normal behavior of the BCM when a fault has been detected with the inputs from the headlamp switch.</p> <p>The BCM also provides an overload protection of the low beam output circuits. When an excessive current draw is detected, the BCM disables the affected low beam circuit driver.</p> <p><b>High Beams</b></p> <p>The SCCM monitors the LH multifunction switch for a high beam request. When the LH multifunction switch is in the high beam position, the SCCM sends a message through the GWM to the BCM over the High-Speed Controller Area Network (HS-CAN).</p> <p>When the low beams are on and the BCM receives a request for high beams, the headlamps remain powered on and the high beams are activated. This adds light and changes the headlamp beam pattern to illuminate a greater distance.</p> <p>The BCM also provides an overload protection of the high beam output circuits. When an excessive current draw is detected, the BCM disables the affected low beam circuit driver.</p> <p><b>Automatic High Beams</b></p>	<p>View: Harness Side, Backprobing Headlamp 16-Pin Connector</p>  <p style="text-align: center;">Left Hand Side (C1509A)</p> <table border="0" style="width: 100%;"> <thead> <tr> <th style="width: 50%; text-align: center;">Pin Assignment</th> <th style="width: 50%; text-align: center;">Wire Color</th> </tr> </thead> <tbody> <tr><td>1=Park</td><td>Blue-Gray</td></tr> <tr><td>2=Left High Beam</td><td>Gray-Brown</td></tr> <tr><td>4=Fuse 20 or Circuit Breaker</td><td>Yellow-Violet</td></tr> <tr><td>6=Left Low Beam</td><td>Brown-Blue</td></tr> <tr><td>7=Left Front Turn Lamp</td><td>Blue-Green</td></tr> <tr><td>8=Park Front Left or Front/Rear Left</td><td>Green-Orange</td></tr> <tr><td>9=Ground Left Front Fender</td><td>Black-Green</td></tr> <tr><td>10=Daytime Running Light Left</td><td>Gray-Blue</td></tr> <tr><td>11=Left Front Turn Signal Out</td><td>Yellow-Green</td></tr> <tr><td>12=Ground Left Front Fender</td><td>Black-Green</td></tr> <tr><td>13=Motor Dynamic Bending Light Left (LIN BUS) +</td><td>Yellow</td></tr> <tr><td>14=Park Front Left or Front/Rear Left</td><td>Green-Orange</td></tr> </tbody> </table>	Pin Assignment	Wire Color	1=Park	Blue-Gray	2=Left High Beam	Gray-Brown	4=Fuse 20 or Circuit Breaker	Yellow-Violet	6=Left Low Beam	Brown-Blue	7=Left Front Turn Lamp	Blue-Green	8=Park Front Left or Front/Rear Left	Green-Orange	9=Ground Left Front Fender	Black-Green	10=Daytime Running Light Left	Gray-Blue	11=Left Front Turn Signal Out	Yellow-Green	12=Ground Left Front Fender	Black-Green	13=Motor Dynamic Bending Light Left (LIN BUS) +	Yellow	14=Park Front Left or Front/Rear Left	Green-Orange
Pin Assignment	Wire Color																										
1=Park	Blue-Gray																										
2=Left High Beam	Gray-Brown																										
4=Fuse 20 or Circuit Breaker	Yellow-Violet																										
6=Left Low Beam	Brown-Blue																										
7=Left Front Turn Lamp	Blue-Green																										
8=Park Front Left or Front/Rear Left	Green-Orange																										
9=Ground Left Front Fender	Black-Green																										
10=Daytime Running Light Left	Gray-Blue																										
11=Left Front Turn Signal Out	Yellow-Green																										
12=Ground Left Front Fender	Black-Green																										
13=Motor Dynamic Bending Light Left (LIN BUS) +	Yellow																										
14=Park Front Left or Front/Rear Left	Green-Orange																										

2015 FORD FUSION HYBRID


**BACK**

**WHAT'S NEW IN CTM**

Return to home

# GUIDED COMPONENT TESTS

## NEW HVAC System Coverage

**Honda / Acura - 2012-2016**

**Ford / Lincoln / Mercury - 2000-2016**

**GM - 1998-2016**

**Hyundai - 1996-2010**

8,171 NEW Tests available  
in this release! Coverage  
for 18 different makes!

GENERAL REPAIR  
ENHANCED | EXPANDED | EXCEPTIONAL  
COLLISION REPAIR



BACK

WHAT'S NEW IN CTM



NEXT EXAMPLE



Return to home



# GUIDED COMPONENT TESTS

## NEW HVAC System Coverage

Guided Component Tests > HVAC System

Back Exit

A/C Clutch Relay	A/C Compressor Clutch	A/C Compressor Solenoid
A/C High Pressure Sensor	Ambient Air Temperature Sensor	Blower Motor
Blower Motor Relay	Blower Motor Resistor Module	Cabin Air Temperature Sensor
Evaporator Temperature Sensor	Humidity Sensor	Sun Sensor

2015 DODGE Challenger

← BACK

WHAT'S NEW IN CTM →



Return to home →

## NEW HVAC System Coverage

Guided Component Tests > COMPONENT INFORMATION

Back Exit

### HVAC System - A/C Compressor Solenoid - COMPONENT INFORMATION

Operation	Connector						
<p>When commanded on, a relay internal to the Power Distribution Center is energized by the PCM. Power from the relay is sent to the clutch coil to engage the compressor. The compressor does not cycle on/off but is a variable displacement style. The HVAC control unit uses a pulse width modulated signal to the A/C compressor solenoid mounted on the compressor to position a swash plate. this varies this displacement and output of the compressor. Max duty cycle (100%) is used to create the greatest displacement, down to a minimum of 11%.</p>	<p>View: Harness Side, Backprobing A/C Compressor Solenoid</p>  <table border="1"><thead><tr><th>Pin Assignment</th><th>Wire Color</th></tr></thead><tbody><tr><td>1=Ground</td><td>Black</td></tr><tr><td>2=A/C Compressor Control Signal</td><td>LtBlue/White</td></tr></tbody></table>	Pin Assignment	Wire Color	1=Ground	Black	2=A/C Compressor Control Signal	LtBlue/White
Pin Assignment	Wire Color						
1=Ground	Black						
2=A/C Compressor Control Signal	LtBlue/White						
<p>Best Test Location: Connector at A/C Compressor</p> <p>Component Location: Lower left front of engine</p>	<p>Location</p> 						

2015 DODGE Challenger

BACK

WHAT'S NEW IN CTM

Return to home

# DIAGNOSTIC TOOL COMPARISON

WHETHER YOU'RE A TECHNICIAN WHO'S JUST STARTING OUT OR A VETERAN OF THE SHOP, SNAP-ON® HAS A DIAGNOSTIC TOOL THAT'S SURE TO FIT



**ETHOS® EDGE**



**SOLUS™ EDGE**



**MODIS™ EDGE**



**ZEUS**

BEST FOR	Maintenance technicians Tire/wheel service technicians Dealership technicians Body shop technicians Service writers	Full-service maintenance technicians General repair technicians Specialty repair technicians	Diagnostic specialists General repair technicians Specialty repair technicians Full-service maintenance technicians	Diagnostic specialists General repair technicians Shop owners
COLOR DISPLAY SCREEN	5.6"	8"	8"	10"
TOUCH SCREEN OPERATION	X	X	X	X
OEM-SPECIFIC FAULT CODES	X	X	X	X
LIVE DATA GRAPHING	X	X	X	X
FUNCTIONAL TESTS & BIDIRECTIONAL CONTROLS	X	X	X	X
RELEARNS & ADAPTATIONS	X	X	X	X
ONE-TOUCH CODE SCAN & CLEAR	X	X	X	X
EXCLUSIVE SURETRACK® EXPERT INFORMATION		X	X	X
EXCLUSIVE INSTANT VEHICLE ID		X	X	X
OIL CHANGE SPECS & RESETS			X	X
VEHICLE SUMMARY REPORT			X	X
EXCLUSIVE GUIDED COMPONENT TESTS			X	X
EXCLUSIVE OEM TSBS, CAMPAIGNS, RECALLS				X
WIRELESS VEHICLE CONNECTION				X
WI-FI & INTERNET BROWSER				X
OPTIONAL SHOPKEY® REPAIR INFORMATION				X
OPTIONAL SHOPKEY MANAGEMENT SYSTEM				X
INTERNAL 60GB SOLID STATE DRIVE				X
INSTALL YOUR OWN SOFTWARE APPLICATIONS				X
ACCESS TO INTELLIGENT DIAGNOSTICS*				X

\*Applicable software agreement required

# THE STATS

SOFTWARE DATA



REASONS TO INVEST



AUTO-ID



ONE-TOUCH CODE SCAN



ONE-TOUCH CLEAR ALL CODES




GENERAL REPAIR

ENHANCED | EXPANDED | EXCEPTIONAL

COLLISION REPAIR



Return to home 

	17.2	New in 17.4	Overall Content
Vehicles	23,524	408	23,932
Systems	416,397	78,030	494,427
Codes	443,180	34,066	477,246
Parameters	201,726	14,807	418,259
Functional Tests	31,065	2,207	33,272
Troubleshooter Tips	3,715,765	28,419	3,826,268
Component Test Meter Tips	4,831,657	19,153	5,273,404




### You can't afford NOT to upgrade!

**\$63,700**



**1 diagnosis/day\***

**\$191,100**



**3 diagnoses/day\***

Just look at the new coverage revenue potential in your upgrade investment!

\* Calculation based on \$20 average diagnostic fee, real repair orders using the average repair dollar amount plus the number of repairs performed each year. You can't enable the repair if you don't perform the diagnosis.



## Now Available on All of These Makes

Acura®	Infiniti®	Plymouth®
Audi®	Jaguar®	Pontiac®
BMW®	Jeep®	Ram®
Buick®	Kia®	Saturn®
Cadillac®	Land Rover®	Scion®
Chevrolet®	Lexus®	Smart®
Chrysler®	Lincoln®	Subaru®
Dodge®	Mazda®	Suzuki®
Eagle®	Mercedes®	Toyota®
Ford®	Mercury®	Volkswagen®
Fiat®	Mini®	Volvo®
GMC®	Mitsubishi®	
Honda®	Nissan®	
Hummer®	Oldsmobile®	
Hyundai®		

**SAVES TIME  
& PREVENTS  
ERRORS!**

Automatically detects vehicle systems, no need to look up engine codes to access the correct vehicle system.



THE STATS



Return to home



## Now Available on All of These Makes

Acura®	Hyundai®	Plymouth®
Audi®	Infiniti®	Pontiac®
BMW®	Jaguar®	Ram®
Buick®	Jeep®	Saturn®
Cadillac®	Kia®	Scion®
Chevrolet®	Land Rover®	Smart®
Chrysler®	Lexus®	Subaru®
Dodge®	Lincoln®	Suzuki®
FIAT®	Mazda®	Toyota®
Ford®	Mercedes®	Volkswagen®
GMC®	Mercury®	Volvo®
Harley - Davidson®	Mini®	
Honda®	Mitsubishi®	
Hummer®	Nissan®	

## SAVES YOU TIME!

Simple operation to automatically scan all available systems and display vehicle system information from one menu screen.

THE STATS



Return to home



# CLEAR ALL CODES

Domestic, Asian and European



## Now Available on All of These Makes

Acura®	Hyundai®	Ram®
Audi®	Infiniti®	Saturn®
BMW®	Jaguar®	Scion®
Buick®	Jeep®	Smart®
Cadillac®	Kia®	Subaru®
Chevrolet®	Land Rover®	Suzuki®
Chrysler®	Lexus®	Toyota®
Dodge®	Lincoln®	Volkswagen®
FIAT®	Mazda®	Volvo®
Ford®	Mercedes®	
GMC®	Mercury®	
Harley - Davidson®	Mini®	
Honda®	Mitsubishi®	
Hummer®	Nissan®	

## SAVES YOU TIME!

One button to clear all codes from available systems on the vehicle — previously you had to select each system one at a time.

THE STATS



Return to home



# SNAP-ON® SOFTWARE SUBSCRIPTION PROGRAM



## Stay On Top and Save

A Snap-on Software Subscription is a great way to reinforce your position as the go-to tech. You can't afford to be without the most up-to-date diagnostics, so you're ready for any vehicle that rolls into the bay.

## More Value Less Money

A Snap-on Software Subscription ensures the lowest cost to keep your Snap-on diagnostic tool at peak performance every day. Get every update automatically.

## Power Up and Stay That Way

With a Snap-on Software Subscription your diagnostic capabilities grow and you stay at your maximum earning potential. Every new upgrade expands capabilities for late-model and older vehicles back to 1992.

GET OVER **4,900,000 CODES, TESTS, TIPS AND DATA** FOR 1981–2016 MODEL YEARS, WITH THE **MOST EXTENSIVE COVERAGE** OUTSIDE THE FACTORY TOOL, PLUS THE ABILITY TO **SERVICE VEHICLES FASTER** AND MORE ACCURATELY WITH MORE TIME SAVINGS AND PROFIT THAN EVER BEFORE...

- **Faster boot-up**
- **Automatic vehicle ID**
- **Exclusives, like SureTrack®**
- **Experience-based tips**
- **Training at your fingertips on-tool and online**

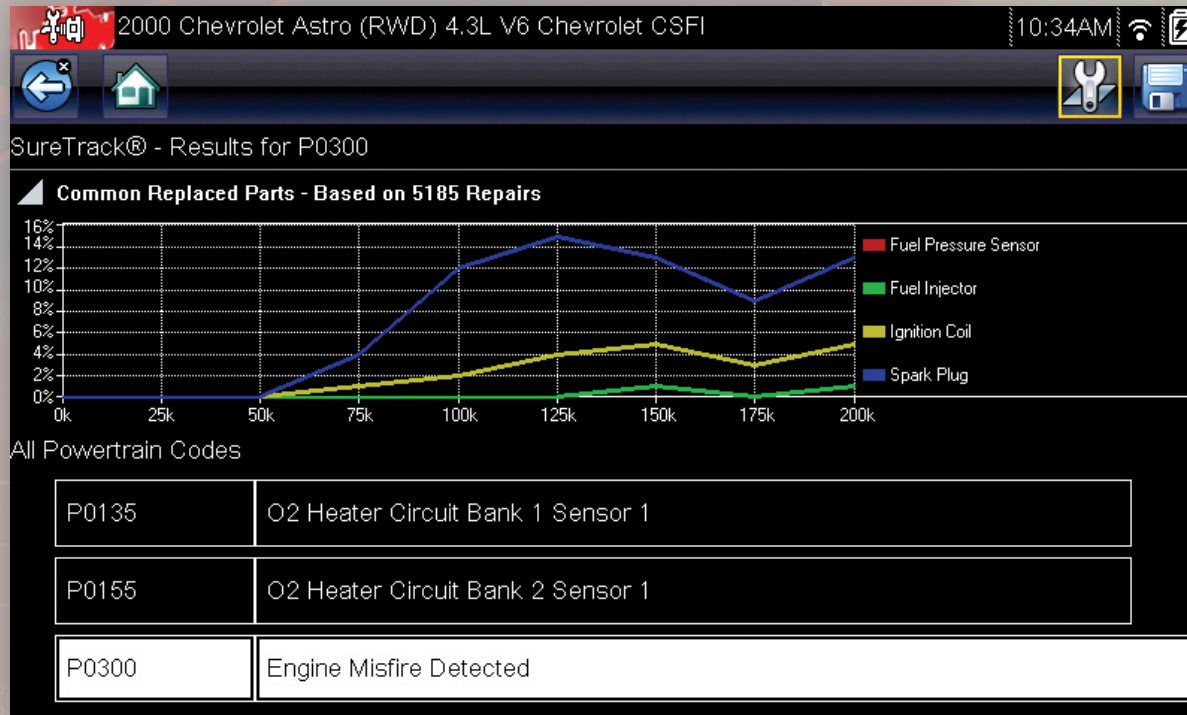


[Return to home](#)

## Expert Information System

Expert information integrated in all VERUS®, VERDICT®, and MODIS™ family products, plus ZEUS and SOLUS™ Edge, with a current Snap-on® Software Upgrade.


Simply connect the diagnostic tool to Wi-Fi to get Real Fixes and verified parts replacement records harvested from millions of actual repair orders.



# THE FASTEST PATH TO FIXED!

## SureTrack Provides You With:

- Verified parts replacement records showing successful fixes
- Expert information hot-linked directly from diagnostic trouble codes
- Exclusive insight based on experience from millions of repair orders
- Vehicle-specific fixes based on symptoms, codes and mileage
- Definitive, reliable answers, validated by SureTrack expert technicians

Return to home 

# 17.4 NA MODEL YEAR 2016 UPDATES



## 2017 Domestic Asian Coverage

- Chevrolet®
- Buick®
- Cadillac®
- GMC®
- Harley-Davidson®
- Mazda®
- Nissan®
- Infiniti®
- Subaru®
- Toyota®
- Lexus®
- Scion®

## 2016 European Optional Coverage

- BMW®
- MINI®
- Land Rover®
- Smart®
- Volvo®

GENERAL REPAIR  
ENHANCED | EXPANDED | EXCEPTIONAL  
COLLISION REPAIR

[Return to home](#)

- Proprietary Freeze Frame selection to Engine for all 2005-2008 applicable non-CAN vehicles
- Proprietary Freeze Frame selection for Transmission for all 2005-2008 applicable non-CAN vehicles
- Proprietary Freeze Frame selection for ABS for all 2005-2016 applicable non-CAN vehicles
- New functional tests for Consumption current history for all applicable 2006-2016 CAN/UDS vehicles

GENERAL REPAIR  
ENHANCED | EXPANDED | EXCEPTIONAL  
COLLISION REPAIR

APPLICATION DATA - ACURA



APPLICATION DATA - HONDA



MAKES



Return to home





- Code Scan for all 2000 to 2004 vehicles added
- Readiness in Expert Mode 7-digit Readout moved to Main Menu Display Only

GENERAL REPAIR  
ENHANCED | EXPANDED | EXCEPTIONAL  
COLLISION REPAIR

APPLICATION DATA - AUDI



APPLICATION DATA - VOLKSWAGEN



MAKES



Return to home



- 2016 Model Year Update

# GENERAL REPAIR

## ENHANCED | EXPANDED | EXCEPTIONAL

# COLLISION REPAIR

APPLICATION DATA - BMW



APPLICATION DATA - MINI



MAKES



Return to home



- Electronic Pedestrian Protection Module (EPPM) including data codes and routines for all applicable 2012 and newer vehicles
- High Intensity Discharge Translator (HIDT) including data, codes, functional tests and routines for all applicable 2008 and newer vehicles
- Passive Entry Module (PEM) including data, codes, functional tests and routines for all 2008 and newer applicable vehicles
- Convertible Top (PTCM) including data, codes, functional tests and routines for all applicable 2007 and newer vehicles
- Active Noise Cancellation (ANC) including data, codes, functional tests and routines for all applicable 2015 and newer vehicles
- Light Rain Sensor Module including data, codes, functional tests and routines for all applicable 2005 and newer vehicles
- Active Grill Shutter test and replacement scripted test to all vehicles with Active Grill Shutter modules
- Clear Engine Auto Restart Crank Counter scripted test for all applicable engines
- Clear Stored Accumulated Fuel Mass scripted test for all applicable engines
- CNG/Gasoline Forced Fuel Type scripted test for all applicable engines
- Coolant 3-Way Valve System scripted test and Replacement Scripted test for all applicable engines

APPLICATION DATA - CHRYSLER



MAKES



MORE



Return to home



- EGR H-Bridge Valve System scripted test and Replacement Scripted test for all applicable engines
- Electric Vacuum Pump Test for all applicable engines
- Enable Emissions Rolls Test for all applicable engines
- Reset VCM Adaptive Test for all applicable engines
- Variable Valve Lift (VVL) Service Test for all applicable engines
- Variable Valve Timing (VVT) Service Test for all applicable engines
- Ram Active Air Box Test for all applicable engines
- Ram Active Air Box Calibration for all applicable engines
- Catalyst Efficiency Test for all applicable engines
- Fuel Pressure Override Test for all applicable engines
- Alternator(s) Test for all applicable engines

APPLICATION DATA - CHRYSLER



MAKES



← BACK

Return to home



- **2017 Model Year Update**
- **Vehicle Communication Interface for all 2008 and newer applicable models including codes, data and functional tests**

GENERAL REPAIR  
ENHANCED | EXPANDED | EXCEPTIONAL  
COLLISION REPAIR

[APPLICATION DATA - GM](#)[MAKES](#)[Return to home](#)

- ETC Throttle Follower Test added for 2016 500X
- O2 System Heater Test added for 2016 500X
- Injector Kill Test added for 2016 500X
- Purge Vapors System Test added for 2016 500X
- Set Engine RPM Electric Vacuum Pump Test added for 2016 500X
- ESIM Forced Monitor Test added for 2016 500X
- Program Right Front Tire Sensor ID for 2016 500X
- Program Left Front Tire Sensor ID for 2016 500X
- Program Right Rear Tire Sensor ID for 2016 500X
- RFH Immobilizer Antenna Test for 2016 500X
- RFH Locate Learned Keys Program Left Rear Tire Sensor ID for 2016 500X
- Door Handle Verification Test for 2016 500X
- Clear TPM Sensor Warnings for 2016 500X
- Clear TPM Sensor Audit for 2016 500X
- Audio System Test for 2015 500/500E

APPLICATION DATA - FIAT



MAKES



Return to home



- Rain and Automatic Lights Sensors Check for 2014 and newer 500L
- Single Service Pole Calibration for 2016 500X
- Service Single Pole Calibration for 2016 500X
- Configure Door Locks for 2014 and newer 500L
- Collect Immobilizer Data for 2014 and newer 500L

GENERAL REPAIR  
ENHANCED | EXPANDED | EXCEPTIONAL  
COLLISION REPAIR



BACK

APPLICATION DATA - FIAT



MAKES



Return to home



- Mode 6 Misfire Data for all applicable engines
- Sub Codes: 4-Byte-DTCs (CMDTCs) & 3-Bytes (On-Demand, KOEO, Status Codes, for all applicable systems.
- Keyless Entry Fob programming for all applicable 1996-2000 vehicles, using ISO.
- Keyless Entry Fob programming for all applicable 2001-2004 vehicles, using PWM.
- Keyless Entry Fob programming for all applicable 2005-2016 vehicles, using CAN/UDS.
- Keypad Code/Programming for all applicable 1996-2000 vehicles, using ISO.
- Keyless Entry Keypad Code/Programming for all applicable 2001-2004 vehicles, using PWM.
- Keyless Entry: Keypad Code/Programming for all applicable 2005-2016 vehicles, using CAN/UDS

**ENHANCED | EXPANDED | EXCEPTIONAL**

**COLLISION REPAIR**

APPLICATION DATA - FORD



MAKES



Return to home






- 2017 Model Year Release
- Harley - Davidson Radio Configurations for all applicable 2000-2013 models

GENERAL REPAIR  
ENHANCED | EXPANDED | EXCEPTIONAL  
COLLISION REPAIR

[APPLICATION DATA - HARLEY-DAVIDSON](#) 

[MAKES](#) 

[Return to home](#) 

- Added remaining Ignition Test for all applicable engines
- Added remaining Idle RPM Control Test (ISC Type Only) for all applicable engines
- ABS High Pressure Release Mode for all applicable ABS systems
- ABS Fluid Circulation Mode for all applicable ABS systems
- ABS Pressure Sensor Calibration for all applicable ABS systems
- ABS Pedal Travel Sensor (PTS) Calibration for all applicable ABS systems
- LDWS SPC Calibration to Lane Departure systems

GENERAL REPAIR  
**ENHANCED | EXPANDED | EXCEPTIONAL**  
 COLLISION REPAIR

APPLICATION DATA - HYUNDAI



MAKES



Return to home



- **2017 Model Year Update**
- Nissan Titan systems including Transmission, ABS, Airbag, ADP, BCM, HVAC, IPD, Install Key, Tire Pressure Monitoring System and Wheel Alignment on all applicable 5.6L and Cummins Engines including codes, data and functional tests
- Airbag combined codes and sub codes

GENERAL REPAIR  
ENHANCED | EXPANDED | EXCEPTIONAL  
COLLISION REPAIR

APPLICATION DATA - INFINITI



APPLICATION DATA - NISSAN



MAKES



Return to home



- Passenger Seat Model on all applicable 2008 and newer vehicles

GENERAL REPAIR  
ENHANCED | EXPANDED | EXCEPTIONAL  
COLLISION REPAIR

APPLICATION DATA - JAGUAR



MAKES



Return to home



- Brake pad replacement procedure including codes, data, testing and brake pad procedures (Pad Change Mode on Optima, EV Soul)
- Engine Ignition test for all applicable Engines
- Engine Idle RPM Control Test (ISC Type Only) for all applicable engines
- ABS High Pressure Release Mode for all applicable ABS systems
- ABS Fluid Circulation Mode for all applicable ABS systems
- ABS Pressure Sensor Calibration for all applicable ABS systems
- ABS Pedal Travel Sensor (PTS) Calibration for all applicable ABS systems
- LDWS SPC Calibration for Lane Departure Systems
- Parking Guide system for all applicable park assistance systems
- Surround View Monitor System on all applicable vehicles

[APPLICATION DATA - KIA](#)[MAKES](#)[Return to home](#)

- 2016 Model Year Update

# GENERAL REPAIR

## ENHANCED | EXPANDED | EXCEPTIONAL

# COLLISION REPAIR

[APPLICATION DATA - LAND ROVER](#)



[MAKES](#)



[Return to home](#)



- **Model Year Update to 2017**
- OSC Functional Tests to applicable 4X4 modules on 2011 and newer Tribute and CX9 models
- Headlamp Leveling System on all applicable 2011 and newer vehicles including codes, data, Auto Leveling Sensor Re-Zero procedures
- Electronic Parking Brake system for 2015 & newer CX-5, Mazda3, and Mazda6 including codes, data, functional tests & SF's
- Adaptive Front Lighting System on all applicable 2011 & newer applicable models including codes and data
- Lighting Control Module to 2011 & newer applicable models including codes and data

GENERAL REPAIR  
**ENHANCED | EXPANDED | EXCEPTIONAL**

COLLISION REPAIR

APPLICATION DATA - MAZDA



MAKES



Return to home



- Overhead Control Panel system for all applicable 1997 to 2004 CLK (208) including codes, data, functional tests and relearns
- Weight Sensing System for all applicable 2008 and newer vehicles using OCM\_204 including codes and data
- SAM system for all applicable 1997 to 2004 CLK including codes, data, functional tests and relearns
- Door Modules for all applicable 1997 to 2004 CLK (208) including codes, data, functional tests and relearns
- Lower Control Panel System for all applicable 1997 to 2004 CLK (208) including codes, data, functional tests and relearns
- Seat Modules for all applicable 1997 to 2004 CLK (208) including codes, data, functional tests and relearns

GENERAL REPAIR  
**ENHANCED | EXPANDED | EXCEPTIONAL**

COLLISION REPAIR

APPLICATION DATA - MERCEDES



MAKES



Return to home





- One-Touch Start Stop System, Forced Power Supply Output on 2011 to 2016 Outlander, Outlander Sport/RVR and Mirage for Engine, Transmission, ABS and Airbag Systems
- Key Copy Function on all applicable vehicles
- Freeze Frame Data on all 2000 to 2016 applicable vehicles

GENERAL REPAIR  
ENHANCED | EXPANDED | EXCEPTIONAL  
COLLISION REPAIR

APPLICATION DATA - MITSUBISHI



MAKES



Return to home



- Stability Management for all 2010 and newer Panamera
- Axle Lift System for all 2012 and newer 911
- Porsche Active Safety System for all 2005 to 2013 911

# GENERAL REPAIR

## ENHANCED | EXPANDED | EXCEPTIONAL

# COLLISION REPAIR

APPLICATION DATA - PORSCHE



MAKES



Return to home



- 2017 Model Year Update

# GENERAL REPAIR ENHANCED | EXPANDED | EXCEPTIONAL COLLISION REPAIR

APPLICATION DATA - TOYOTA



APPLICATION DATA - LEXUS



MAKES



Return to home



- 2017 Model Year Update
- Electronic Parking Brake on all 2014 and newer applicable vehicles

GENERAL REPAIR  
ENHANCED | EXPANDED | EXCEPTIONAL  
COLLISION REPAIR

APPLICATION DATA - SUBARU



MAKES



Return to home



- 2017 Model Year Update

# GENERAL REPAIR

## ENHANCED | EXPANDED | EXCEPTIONAL

# COLLISION REPAIR

APPLICATION DATA - VOLVO



MAKES



Return to home





ACURA - NEW OR SIGNIFICANTLY ENHANCED COVERAGE

17.4

YEARS	MODEL	INSTRUMENT	INTEGRATED DRIVER SUPPORT SYSTEM	KEYLESS ACCESS / TRANSMITTER	LANE CAMERA	LANE DEPARTURE / FORWARD COLLISION WARNING	LKAS CAMERA / CONTROL / MULTI VIEW CAMERA	MULTI FUNCTION / CRUISE CONTROL	PARKING AID / PARKING SENSOR	PASS JUNCT / POWER DIST	POWER WINDOWS / SUNROOF	PRECISION ALL WHEEL STEER	SERVICE INTERVAL RESET	SIGNAL CHECK MODE (SCS)	TELE-MATICS	TPMS	WHEEL ALIGNMENT	WIPER MODULE
96 - 99	CL																	
01 - 02	CL																	
03	CL																	
92 - 95	INTEGRA																	
96 - 01	INTEGRA																	
13	ILX	*		*							*			*		*	*	*
14	ILX	*		*							*			*		*	*	*
15	ILX	*		*							*			*		*	*	*
16	ILX	*		*							*			*		*	*	*
13	ILX HYBRID	*		*							*			*		*	*	*
14	ILX HYBRID	*		*							*			*		*	*	*
15	ILX HYBRID	*		*							*			*		*	*	*
16	ILX HYBRID	*		*							*			*		*	*	*
92 - 95	LEGEND																	
01 - 02	MDX																	
03	MDX																	
04 - 06	MDX																	
07 - 09	MDX	*		*													*	*
10	MDX	*		*													*	*
11	MDX	*		*				*									*	*
12	MDX	*		*				*									*	*
13	MDX	*		*				*					*				*	*
14	MDX	*		*	*			*					*		*		*	*
15	MDX	*		*	*			*					*		*		*	*
16	MDX	*	*	*			*	*			*		*		*		*	*
92 - 99	NSX																	
00 - 02	NSX																	
03 - 05	NSX																	
07 - 08	RDX	*		*												*	*	*
09 - 10	RDX	*		*												*	*	*
11	RDX	*		*				*								*	*	*
12	RDX	*		*				*								*	*	*
13	RDX	*		*				*			*		*			*	*	*
14	RDX	*		*				*			*		*		*	*	*	*
15	RDX	*		*				*			*		*		*	*	*	*
16	RDX	*		*				*	*		*		*	*	*	*	*	*
96 - 02	RL																	
03 - 04	RL																	
05 - 07	RL	*		*													*	*
08 - 10	RL	*		*													*	*
11	RL	*		*					*								*	*
12	RL	*		*					*		*			*	*	*	*	*
14	RLX	*		*	*			*	*		*		*	*	*	*	*	*
15	RLX	*		*	*			*	*		*		*	*	*	*	*	*
16	RLX	*		*	*	*		*	*		*		*	*	*	*	*	*
14	RLX HYBRID	*		*	*	*		*	*		*		*	*	*	*	*	*
15	RLX HYBRID	*		*	*	*		*	*		*		*	*	*	*	*	*
16	RLX HYBRID	*		*	*	*	*	*	*		*		*	*	*	*	*	*
02	RSX																	
03 - 06	RSX																	
96 - 99	SLX																	
95 - 02	TL																	
03	TL																	
04	TL	*		*													*	*
05 - 06	TL	*		*													*	*
07 - 08	TL	*		*													*	*
09	TL	*		*													*	*
10	TL	*		*													*	*
11	TL	*		*				*									*	*
12	TL	*		*				*			*						*	*
13	TL	*		*				*			*		*		*	*	*	*
14	TL	*		*				*			*		*		*	*	*	*
15	TLX	*		*				*			*		*	*	*	*	*	*
16	TLX	*	*	*				*			*	*	*	*	*	*	*	*
04 - 05	TSX	*		*				*			*		*	*	*	*	*	*
06	TSX	*		*				*			*		*	*	*	*	*	*
07 - 08	TSX	*		*				*			*		*	*	*	*	*	*
09 - 10	TSX	*		*				*			*		*	*	*	*	*	*
11	TSX	*		*				*	*		*		*	*	*	*	*	*
12	TSX	*		*				*			*		*	*	*	*	*	*
13	TSX	*		*				*			*		*	*	*	*	*	*
14	TSX	*		*				*			*		*	*	*	*	*	*
92 - 95	VIGOR																	
10	ZDX	*		*							*					*	*	*
11	ZDX	*		*					*		*					*	*	*
12	ZDX	*		*					*		*					*	*	*
13	ZDX	*		*					*		*			*	*	*	*	*
14	ZDX	*		*					*		*		*	*	*	*	*	*
15	ZDX	*		*				*	*		*		*	*	*	*	*	*






# FORD VEHICLE DIAGNOSTIC COVERAGE


FORD / Ford

New or significantly enhanced coverage

17.4

YEARS	MODEL	HVAC / TEMP CONTROL	IMAGE PROCESSING	INSTRUMENT	LIFTGATE TRUNK	OCCUPANT CLASS	PARKING AID	PATS / SECURITY / ANTI-THEFT	POWER STEERING	REAR ELECTRONIC	REMOTE FUNCTION ACTUATOR (RFA)	SEAT MODULES	SERVICE INTERVAL RESET	SIDE OBSTACLE DETECTION CONTROL	STEERING ANGLE SENSOR	STEERING COLUMN CONTROL	SUSPENSION CONTROL / VEHICLE DYNAMICS	TELEMATIC CONTROL UNIT	TPMS	WHEEL ALIGNMENT
95	AEROSTAR																			
96-97	AEROSTAR																			
96-97	ASPIRE																			
96	BRONCO																			
13	C-MAX	*	*	*	*	*	*		*		*				*			*	*	*
14	C-MAX	*	*	*	*	*	*		*		*				*			*	*	*
15-16	C-MAX	*	*	*	*	*	*		*		*				*			*	*	*
92-97	CONTOUR																			
98	CONTOUR							*												
99-00	CONTOUR							*												
94	CROWN VICTORIA																*			
95	CROWN VICTORIA	*									*						*			
96-97	CROWN VICTORIA	*									*						*			
98	CROWN VICTORIA	*						*			*						*			
99-02	CROWN VICTORIA	*						*			*						*			
03-05	CROWN VICTORIA	*						*			*						*			
06	CROWN VICTORIA	*		*				*			*						*		*	*
07-11	CROWN VICTORIA	*		*				*			*						*		*	*
96	ECONOLINE																			
97-03	ECONOLINE																			
04-06	ECONOLINE			*				*												
07-08	ECONOLINE			*			*	*											*	*
09-12	ECONOLINE			*			*	*					*		*	*			*	*
13	ECONOLINE			*			*	*					*		*	*			*	*
14	ECONOLINE			*			*	*					*		*	*			*	*
07-09	EDGE	*		*	*	*	*	*	*	*	*								*	*
10	EDGE	*		*	*	*	*	*	*	*	*				*				*	*
11	EDGE	*		*	*	*	*	*	*	*	*				*				*	*
12-13	EDGE	*		*	*	*	*	*	*	*	*				*				*	*
14	EDGE	*		*	*	*	*	*	*	*	*				*				*	*
15-16	EDGE	*	*	*	*	*	*	*	*	*	*				*	*	*		*	*
01-02	ESCAPE			*		*	*	*	*	*	*								*	*
03-04	ESCAPE			*		*	*	*	*	*	*								*	*
05	ESCAPE			*		*	*	*	*	*	*								*	*
06-07	ESCAPE			*		*	*	*	*	*	*								*	*
08-10	ESCAPE	*		*		*	*	*	*	*	*								*	*
11-12	ESCAPE	*		*		*	*	*	*	*	*								*	*
13	ESCAPE	*		*		*	*	*	*	*	*				*	*	*		*	*
14	ESCAPE	*		*	*	*	*	*	*	*	*				*	*	*		*	*
15-16	ESCAPE	*		*	*	*	*	*	*	*	*				*	*	*		*	*
05	ESCAPE HYBRID			*		*	*	*	*	*	*								*	*
06	ESCAPE HYBRID			*		*	*	*	*	*	*								*	*
07	ESCAPE HYBRID			*		*	*	*	*	*	*								*	*
08-09	ESCAPE HYBRID	*		*		*	*	*	*	*	*								*	*
10	ESCAPE HYBRID	*		*		*	*	*	*	*	*				*	*	*		*	*
11-12	ESCAPE HYBRID	*		*		*	*	*	*	*	*				*	*	*		*	*
96-97	ESCORT																			
98-03	ESCORT							*												
07-08	E SERIES							*												
09-14	E SERIES							*												
15-16	E SERIES			*		*	*	*					*		*	*			*	*
07-08	E SERIES (DIESEL)							*												
09-10	E SERIES (DIESEL)							*												
00-01	EXCURSION						*	*												
02-03	EXCURSION	*		*		*	*	*	*	*	*								*	*
04-05	EXCURSION	*		*		*	*	*	*	*	*								*	*
03	EXCURSION (diesel)	*		*		*	*	*	*	*	*								*	*
04-05	EXCURSION (diesel)	*		*		*	*	*	*	*	*								*	*
97	EXPEDITION							*												
98	EXPEDITION	*						*			*						*			
99-02	EXPEDITION	*		*		*	*	*	*	*	*						*		*	*
03-06	EXPEDITION	*		*		*	*	*	*	*	*						*		*	*
07-10	EXPEDITION	*		*	*	*	*	*	*	*	*						*		*	*
11	EXPEDITION	*		*	*	*	*	*	*	*	*						*		*	*
12	EXPEDITION	*		*	*	*	*	*	*	*	*						*		*	*
13	EXPEDITION	*		*	*	*	*	*	*	*	*				*	*	*		*	*
14	EXPEDITION	*		*	*	*	*	*	*	*	*				*	*	*		*	*
15-16	EXPEDITION	*		*	*	*	*	*	*	*	*			*	*	*	*		*	*
96-97	EXPLORER	*						*			*						*			
98-99	EXPLORER	*					*	*			*						*			
00-01	EXPLORER	*					*	*			*						*			
02	EXPLORER	*		*		*	*	*	*	*	*						*		*	*
03	EXPLORER	*		*		*	*	*	*	*	*						*		*	*
04-05	EXPLORER	*		*		*	*	*	*	*	*						*		*	*
06-07	EXPLORER	*		*		*	*	*	*	*	*						*		*	*
08-10	EXPLORER	*		*		*	*	*	*	*	*						*		*	*
11	EXPLORER	*		*	*	*	*	*	*	*	*						*		*	*
12	EXPLORER	*		*	*	*	*	*	*	*	*						*		*	*
13-14	EXPLORER	*	*	*	*	*	*	*	*	*	*			*	*	*	*		*	*
15	EXPLORER	*	*	*	*	*	*	*	*	*	*			*	*	*	*		*	*
16	EXPLORER	*	*	*	*	*	*	*	*	*	*			*	*	*	*		*	*

Return to home 

Return to makes 




# FORD VEHICLE DIAGNOSTIC COVERAGE


FORD / Ford

New or significantly enhanced coverage

17.4

YEARS	MODEL	HVAC / TEMP CONTROL	IMAGE PROCESSING	INSTRUMENT	LIFTGATE TRUNK	OCCUPANT CLASS	PARKING AID	PATS / SECURITY / ANTI-THEFT	POWER STEERING	REAR ELECTRONIC	REMOTE FUNCTION ACTUATOR (RFA)	SEAT MODULES	SERVICE INTERVAL RESET	SIDE OBSTACLE DETECTION CONTROL	STEERING ANGLE SENSOR	STEERING COLUMN CONTROL	SUSPENSION CONTROL / VEHICLE DYNAMICS	TELEMATIC CONTROL UNIT	TPMS	WHEEL ALIGNMENT
11	FIESTA			*		*		*	*		*									*
12	FIESTA			*		*		*	*		*									*
13	FIESTA			*		*		*	*		*				*					*
14	FIESTA	*		*		*		*	*		*				*					*
15 - 16	FIESTA	*		*		*		*	*		*				*			*		*
05 - 07	FIVE HUNDRED	*		*		*	*	*	*		*							*		*
09	FLEX	*		*	*	*		*	*	*	*									*
10	FLEX	*		*	*	*	*	*	*	*	*				*					*
11	FLEX	*		*	*	*	*	*	*	*	*				*					*
12	FLEX	*		*	*	*	*	*	*	*	*				*					*
13 - 14	FLEX	*		*	*	*	*	*	*	*	*			*						*
15 - 16	FLEX	*		*	*	*	*	*	*	*	*			*		*				*
00 - 04	FOCUS			*		*		*	*		*									*
05 - 07	FOCUS			*		*		*	*		*									*
08	FOCUS	*		*		*		*	*		*									*
09 - 10	FOCUS	*		*		*		*	*		*									*
11	FOCUS	*		*		*		*	*		*									*
12	FOCUS	*		*		*	*	*	*		*			*						*
13 - 14	FOCUS	*		*		*	*	*	*		*			*						*
15 - 16	FOCUS	*		*		*	*	*	*		*			*						*
13	FOCUS (electric)	*		*		*	*	*	*		*			*				*		*
14	FOCUS (electric)	*		*		*	*	*	*		*			*				*		*
15 - 16	FOCUS (electric)	*		*		*	*	*	*		*			*				*		*
04	FREESTAR	*		*	*	*		*	*		*									*
05	FREESTAR	*		*	*	*		*	*		*									*
06 - 07	FREESTAR	*		*	*	*		*	*		*									*
05 - 07	FREESTYLE	*		*		*		*	*	*	*									*
96	F-SERIES																			
97 - 98	F-SERIES							*												
99	F-SERIES			*		*		*												*
00 - 03	F-SERIES	*		*		*		*												*
04 - 06	F-SERIES	*		*		*	*	*			*									*
07	F-SERIES	*		*		*	*	*			*									*
08	F-SERIES	*		*		*	*	*		*	*									*
09	F-SERIES	*		*		*	*	*		*	*									*
10	F-SERIES	*		*		*	*	*		*	*									*
11	F-SERIES	*		*		*	*	*		*	*									*
12	F-SERIES	*		*		*	*	*		*	*									*
13	F-SERIES	*		*		*	*	*		*	*									*
14	F-SERIES	*		*		*	*	*		*	*									*
15 - 16	F-SERIES	*	*	*		*	*	*		*	*		*		*					*
03	F-SERIES (diesel)	*		*		*		*			*			*		*				*
04 - 07	F-SERIES (diesel)	*		*		*	*	*		*	*									*
08	F-SERIES (diesel)	*		*		*	*	*		*	*									*
09 - 10	F-SERIES (diesel)	*		*		*	*	*		*	*									*
11	F-SERIES (diesel)	*		*		*	*	*		*	*									*
12 - 14	F-SERIES (diesel)	*		*		*	*	*		*	*									*
15 - 16	F-SERIES (diesel)	*		*		*	*	*		*	*									*
06 - 07	FUSION	*		*		*	*	*		*	*									*
08 - 09	FUSION	*		*		*	*	*		*	*									*
10 - 11	FUSION	*		*		*	*	*		*	*									*
12	FUSION	*		*		*	*	*		*	*									*
13	FUSION	*	*	*		*	*	*		*	*		*							*
14	FUSION	*	*	*		*	*	*		*	*		*					*		*
15 - 16	FUSION	*	*	*		*	*	*		*	*		*		*			*		*
10	FUSION HYBRID																			
11 - 12	FUSION HYBRID	*		*		*	*	*		*	*									*
13	FUSION HYBRID	*		*		*	*	*		*	*									*
14	FUSION HYBRID	*	*	*		*	*	*		*	*		*					*		*
15 - 16	FUSION HYBRID	*	*	*		*	*	*		*	*		*		*			*		*
05 - 06	GT			*				*												
93	MUSTANG							*												*
94 - 95	MUSTANG							*												*
96 - 98	MUSTANG							*												*
99 - 04	MUSTANG			*		*		*												*
05 - 06	MUSTANG			*		*		*												*
07 - 08	MUSTANG			*		*		*												*
09	MUSTANG			*		*		*												*
10	MUSTANG	*		*		*		*												*
11	MUSTANG	*		*		*	*	*		*	*									*
12	MUSTANG	*		*		*	*	*		*	*									*
13 - 14	MUSTANG	*		*		*	*	*		*	*						*			*
15 - 16	MUSTANG	*		*		*	*	*		*	*						*			*
95 - 97	PROBE										*		*		*					*
96 - 03	RANGER							*												*
04 - 06	RANGER			*		*		*												*
07 - 08	RANGER			*		*		*												*
09 - 11	RANGER			*		*		*												*

Return to home 

Return to makes 

# FORD VEHICLE DIAGNOSTIC COVERAGE

FORD / Ford

New or significantly enhanced coverage

17.4


YEARS	MODEL	ENGINE	TRANS	ABS	AIRBAG / RCM	4x4 / TRANSFER CASE / ALL TERRAIN	ABS BRAKE BLEED	AUDIO CONTROL / SYNC (APIM) / RADIO TRANSCEIVER	BATTERY (ENERGY) CONTROL	BODY / GEM	COLUMN LOCK	CONTROL / DISPLAY / CONTROLS INTERFACE	SPEED CONTROL / CRUISE CONTROL	DC - DC CONVERTER CONTROL	DIGITAL AUDIO CONTROL	DIGITAL SIGNAL PROCESSING	DOOR MODULES	FRONT CONTROL	GATEWAY	GENERIC CENTRAL TIMER	GENERIC FUNCTION	GLOBAL POSITIONING SYSTEM	HEAD UP DISPLAY	LIGHTING / HEADLAMP CONTROL	HEATED STEERING WHEEL
07 - 08	SPORT TRAC	*	*	*	*	*				*															
09 - 10	SPORT TRAC	*	*	*	*	*		*		*															
92 - 95	TAURUS	*	*	*	*					*															
96 - 99	TAURUS	*	*	*	*					*															
00 - 03	TAURUS	*	*	*	*					*															
04 - 07	TAURUS	*	*	*	*					*															
08 - 09	TAURUS	*	*	*	*	*		*		*															
10	TAURUS	*	*	*	*			*		*		*					*						*		
11 - 12	TAURUS	*	*	*	*	*		*		*		*					*	*					*	*	
13 - 14	TAURUS	*	*	*	*			*		*		*				*	*	*					*	*	*
15 - 16	TAURUS	*	*	*	*		*	*		*		*				*	*	*		*		*	*	*	*
92 - 94	TEMPO	*	*	*	*					*										*		*	*	*	*
93 - 95	THUNDERBIRD	*	*	*	*					*							*	*					*	*	*
96 - 97	THUNDERBIRD	*	*	*	*					*							*	*					*	*	*
02 - 05	THUNDERBIRD	*	*	*	*			*		*							*	*					*	*	*
15	TRANSIT	*	*	*	*			*		*							*	*					*	*	*
16	TRANSIT	*	*	*	*			*		*							*	*					*	*	*
15	TRANSIT (diesel)	*	*	*	*			*		*							*	*					*	*	*
16	TRANSIT (diesel)	*	*	*	*			*		*							*	*					*	*	*
10 - 13	TRANSIT CONNECT	*	*	*	*			*		*							*	*					*	*	*
14	TRANSIT CONNECT	*	*	*	*			*		*							*	*					*	*	*
15	TRANSIT CONNECT	*	*	*	*			*		*	*						*	*			*		*	*	*
16	TRANSIT CONNECT	*	*	*	*			*		*	*						*	*			*		*	*	*
96	WINDSTAR	*	*	*	*					*							*	*					*	*	*
97 - 98	WINDSTAR	*	*	*	*					*							*	*					*	*	*
99	WINDSTAR	*	*	*	*					*			*				*	*					*	*	*
00 - 03	WINDSTAR	*	*	*	*					*		*					*	*					*	*	*


FORD / Ford

New or significantly enhanced coverage

17.4

YEARS	MODEL	HVAC / TEMP CONTROL	IMAGE PROCESSING	INSTRUMENT	LIFTGATE TRUNK	OCCUPANT CLASS	PARKING AID	PATS / SECURITY / ANTI-THEFT	POWER STEERING	REAR ELECTRONIC	REMOTE FUNCTION ACTUATOR (RFA)	SEAT MODULES	SERVICE INTERVAL RESET	SIDE OBSTACLE DETECTION CONTROL	STEERING ANGLE SENSOR	STEERING COLUMN CONTROL	SUSPENSION CONTROL / VEHICLE DYNAMICS	TELEMATIC CONTROL UNIT	TPMS	WHEEL ALIGNMENT	
07 - 08	SPORT TRAC			*		*		*		*			*				*		*	*	
09 - 10	SPORT TRAC	*		*		*		*		*			*				*		*	*	
92 - 95	TAURUS					*		*		*			*				*		*	*	
96 - 99	TAURUS					*		*		*			*				*		*	*	
00 - 03	TAURUS					*		*		*			*				*		*	*	
04 - 07	TAURUS	*		*		*		*		*			*				*		*	*	
08 - 09	TAURUS	*		*		*	*	*	*	*	*	*	*				*		*	*	*
10	TAURUS	*		*		*	*	*	*	*	*	*	*				*		*	*	*
11 - 12	TAURUS	*		*		*	*	*	*	*	*	*	*				*		*	*	*
13 - 14	TAURUS	*	*	*		*	*	*	*	*	*	*	*	*		*	*		*	*	*
15 - 16	TAURUS	*	*	*		*	*	*	*	*	*	*	*	*	*	*	*		*	*	*
92 - 94	TEMPO					*		*		*			*				*		*	*	
93 - 95	THUNDERBIRD					*		*		*			*				*		*	*	
96 - 97	THUNDERBIRD					*		*		*			*				*		*	*	
02 - 05	THUNDERBIRD	*		*		*		*		*			*				*		*	*	
15	TRANSIT			*		*		*		*			*		*		*		*	*	
16	TRANSIT			*		*		*		*			*		*		*		*	*	
15	TRANSIT (diesel)			*		*		*		*			*		*		*		*	*	
16	TRANSIT (diesel)			*		*		*		*			*		*		*		*	*	
10 - 13	TRANSIT CONNECT			*		*	*	*		*			*		*		*		*	*	
14	TRANSIT CONNECT	*	*	*		*	*	*	*	*			*		*		*		*	*	*
15	TRANSIT CONNECT	*	*	*		*	*	*	*	*			*		*		*		*	*	*
16	TRANSIT CONNECT	*	*	*		*	*	*	*	*			*	*	*		*		*	*	*
96	WINDSTAR					*		*		*			*		*		*		*	*	*
97 - 98	WINDSTAR					*		*		*			*		*		*		*	*	*
99	WINDSTAR			*		*		*		*		*	*		*		*		*	*	*
00 - 03	WINDSTAR			*		*		*		*		*	*		*		*		*	*	*

Return to home 

Return to makes 

# FORD VEHICLE DIAGNOSTIC COVERAGE

FORD / Lincoln

New or significantly enhanced coverage

17.4

YEARS	MODEL	ENGINE	TRANS	ABS	AIRBAG / RCM	4x4 / TRANSFER CASE / ALL TERRAIN	ABS BRAKE BLEED	AUDIO CONTROL / SYNC (APIM) / RADIO TRANSCEIVER	BATTERY (ENERGY) CONTROL	BODY / GEM	CONTROL / DISPLAY / CONTROLS INTERFACE	SPEED CONTROL / CRUISE CONTROL	DC - DC CONVERTER CONTROL	DIGITAL AUDIO CONTROL	DIGITAL SIGNAL PROCESSING	DOOR MODULES	FRONT CONTROL	GATEWAY	GEAR SHIFT	GLOBAL POSITIONING SYSTEM	HEAD UP DISPLAY	LIGHTING / HEADLAMP CONTROL	HEATED STEERING WHEEL
03 - 05	AVIATOR	*	*	*	*	*																	
02	BLACKWOOD	*	*	*	*				*														
94	CONTINENTAL	*	*	*	*																		
95	CONTINENTAL	*	*	*	*			*														*	
96 - 97	CONTINENTAL	*	*	*	*			*								*						*	
98 - 02	CONTINENTAL	*	*	*	*			*				*				*						*	
00 - 01	LS	*	*	*	*			*								*							
02 - 06	LS	*	*	*	*			*								*							
06 - 07	MARK LT	*	*	*	*	*																	
08	MARK LT	*	*	*	*	*		*															
95	MARK VIII	*	*	*	*																		
96	MARK VIII	*	*	*	*											*							
97	MARK VIII	*	*	*	*	*										*							
98	MARK VIII	*	*	*	*	*										*							
99 - 01	MARK VIII	*	*	*	*	*										*							
15 - 16	MKC	*	*	*	*	*	*	*	*	*	*	*	*	*	*	*	*	*	*	*	*	*	*
09	MKS	*	*	*	*	*	*	*	*	*	*	*	*	*	*	*	*	*	*	*	*	*	*
10 - 12	MKS	*	*	*	*	*	*	*	*	*	*	*	*	*	*	*	*	*	*	*	*	*	*
13 - 14	MKS	*	*	*	*	*	*	*	*	*	*	*	*	*	*	*	*	*	*	*	*	*	*
15 - 16	MKS	*	*	*	*	*	*	*	*	*	*	*	*	*	*	*	*	*	*	*	*	*	*
11 - 12	MKT	*	*	*	*	*	*	*	*	*	*	*	*	*	*	*	*	*	*	*	*	*	*
13 - 14	MKT	*	*	*	*	*	*	*	*	*	*	*	*	*	*	*	*	*	*	*	*	*	*
15 - 16	MKT	*	*	*	*	*	*	*	*	*	*	*	*	*	*	*	*	*	*	*	*	*	*
07 - 09	MKX	*	*	*	*	*	*	*	*	*	*	*	*	*	*	*	*	*	*	*	*	*	*
10	MKX	*	*	*	*	*	*	*	*	*	*	*	*	*	*	*	*	*	*	*	*	*	*
11 - 12	MKX	*	*	*	*	*	*	*	*	*	*	*	*	*	*	*	*	*	*	*	*	*	*
13 - 14	MKX	*	*	*	*	*	*	*	*	*	*	*	*	*	*	*	*	*	*	*	*	*	*
15	MKX	*	*	*	*	*	*	*	*	*	*	*	*	*	*	*	*	*	*	*	*	*	*
16	MKX	*	*	*	*	*	*	*	*	*	*	*	*	*	*	*	*	*	*	*	*	*	*
07	MKZ	*	*	*	*	*	*	*	*	*	*	*	*	*	*	*	*	*	*	*	*	*	*
08 - 09	MKZ	*	*	*	*	*	*	*	*	*	*	*	*	*	*	*	*	*	*	*	*	*	*
10 - 12	MKZ	*	*	*	*	*	*	*	*	*	*	*	*	*	*	*	*	*	*	*	*	*	*
13 - 14	MKZ	*	*	*	*	*	*	*	*	*	*	*	*	*	*	*	*	*	*	*	*	*	*
15 - 16	MKZ	*	*	*	*	*	*	*	*	*	*	*	*	*	*	*	*	*	*	*	*	*	*
11 - 12	MKZ HYBRID	*	*	*	*	*	*	*	*	*	*	*	*	*	*	*	*	*	*	*	*	*	*
13 - 14	MKZ HYBRID	*	*	*	*	*	*	*	*	*	*	*	*	*	*	*	*	*	*	*	*	*	*
15 - 16	MKZ HYBRID	*	*	*	*	*	*	*	*	*	*	*	*	*	*	*	*	*	*	*	*	*	*
98	NAVIGATOR	*	*	*	*	*	*	*	*	*	*	*	*	*	*	*	*	*	*	*	*	*	*
99 - 01	NAVIGATOR	*	*	*	*	*	*	*	*	*	*	*	*	*	*	*	*	*	*	*	*	*	*
02	NAVIGATOR	*	*	*	*	*	*	*	*	*	*	*	*	*	*	*	*	*	*	*	*	*	*
03 - 06	NAVIGATOR	*	*	*	*	*	*	*	*	*	*	*	*	*	*	*	*	*	*	*	*	*	*
07 - 08	NAVIGATOR	*	*	*	*	*	*	*	*	*	*	*	*	*	*	*	*	*	*	*	*	*	*
09 - 12	NAVIGATOR	*	*	*	*	*	*	*	*	*	*	*	*	*	*	*	*	*	*	*	*	*	*
13 - 14	NAVIGATOR	*	*	*	*	*	*	*	*	*	*	*	*	*	*	*	*	*	*	*	*	*	*
15 - 16	NAVIGATOR	*	*	*	*	*	*	*	*	*	*	*	*	*	*	*	*	*	*	*	*	*	*
16	NAVIGATOR L	*	*	*	*	*	*	*	*	*	*	*	*	*	*	*	*	*	*	*	*	*	*
05	TOWN CAR	*	*	*	*	*	*	*	*	*	*	*	*	*	*	*	*	*	*	*	*	*	*
95	TOWN CAR	*	*	*	*	*	*	*	*	*	*	*	*	*	*	*	*	*	*	*	*	*	*
96 - 97	TOWN CAR	*	*	*	*	*	*	*	*	*	*	*	*	*	*	*	*	*	*	*	*	*	*
98 - 02	TOWN CAR	*	*	*	*	*	*	*	*	*	*	*	*	*	*	*	*	*	*	*	*	*	*
03 - 04	TOWN CAR	*	*	*	*	*	*	*	*	*	*	*	*	*	*	*	*	*	*	*	*	*	*
06 - 11	TOWN CAR	*	*	*	*	*	*	*	*	*	*	*	*	*	*	*	*	*	*	*	*	*	*
06	ZEPHYR	*	*	*	*	*	*	*	*	*	*	*	*	*	*	*	*	*	*	*	*	*	*

[Return to home](#) ➔


[Return to makes](#) ➔


# FORD VEHICLE DIAGNOSTIC COVERAGE

FORD / Lincoln

New or significantly enhanced coverage

YEARS	MODEL	HVAC / TEMP CONTROL	IMAGE PROCESSING	INSTRUMENT	LIFTGATE TRUNK	OCCUPANT CLASS	PARKING AID	PATS / SECURITY	POWER STEERING	REAR ELECTRONIC	REMOTE FUNCTION ACTUATOR (RFA)	SEAT MODULES	SERVICE INTERVAL RESET	SIDE OBSTACLE DETECTION CONTROL	STEERING ANGLE SENSOR	STEERING COLUMN CONTROL	SUSPENSION CONTROL / VEHICLE DYNAMICS	TELEMATIC CONTROL UNIT	TPMS	TRAILER
03 - 05	AVIATOR	*		*			*	*	*			*					*			*
02	BLACKWOOD	*		*	*		*	*				*					*			
94	CONTINENTAL																*			
95	CONTINENTAL	*		*							*						*			
96 - 97	CONTINENTAL	*		*				*			*						*			
98 - 02	CONTINENTAL	*		*				*			*						*			
00 - 01	LS	*		*				*		*	*									
02 - 06	LS	*		*			*	*	*	*	*									
06 - 07	MARK LT	*		*			*	*			*									*
08	MARK LT	*		*			*	*			*									*
95	MARK VIII										*						*			
96	MARK VIII			*				*			*						*			
97	MARK VIII	*		*				*			*						*			
98	MARK VIII	*		*				*			*						*			
99 - 01	MARK VIII			*				*			*						*			
15 - 16	MKC		*	*	*	*	*	*	*		*	*	*	*	*	*	*	*	*	*
09	MKS	*		*	*	*	*	*	*		*	*	*	*	*	*	*	*	*	*
10 - 12	MKS	*		*	*	*	*	*	*		*	*	*	*	*	*	*	*	*	*
13 - 14	MKS	*	*	*	*	*	*	*	*		*	*	*	*	*	*	*	*	*	*
15 - 16	MKS	*	*	*	*	*	*	*	*		*	*	*	*	*	*	*	*	*	*
11 - 12	MKT	*		*	*	*	*	*	*	*	*	*	*	*	*	*	*	*	*	*
13 - 14	MKT	*	*	*	*	*	*	*	*		*	*	*	*	*	*	*	*	*	*
15 - 16	MKT	*	*	*	*	*	*	*	*		*	*	*	*	*	*	*	*	*	*
07 - 09	MKX	*		*	*	*	*	*	*	*	*	*	*	*	*	*	*	*	*	*
10	MKX	*		*	*	*	*	*	*		*	*	*	*	*	*	*	*	*	*
11 - 12	MKX	*		*	*	*	*	*	*		*	*	*	*	*	*	*	*	*	*
13 - 14	MKX	*		*	*	*	*	*	*		*	*	*	*	*	*	*	*	*	*
15	MKX	*		*	*	*	*	*	*		*	*	*	*	*	*	*	*	*	*
16	MKX	*	*	*	*	*	*	*	*		*	*	*	*	*	*	*	*	*	*
07	MKZ	*		*	*	*	*	*	*		*	*	*	*	*	*	*	*	*	*
08 - 09	MKZ	*		*	*	*	*	*	*		*	*	*	*	*	*	*	*	*	*
10 - 12	MKZ	*		*	*	*	*	*	*		*	*	*	*	*	*	*	*	*	*
13 - 14	MKZ	*	*	*	*	*	*	*	*		*	*	*	*	*	*	*	*	*	*
15 - 16	MKZ	*	*	*	*	*	*	*	*		*	*	*	*	*	*	*	*	*	*
11 - 12	MKZ HYBRID	*		*	*	*	*	*	*		*	*	*	*	*	*	*	*	*	*
13 - 14	MKZ HYBRID	*	*	*	*	*	*	*	*		*	*	*	*	*	*	*	*	*	*
15 - 16	MKZ HYBRID	*	*	*	*	*	*	*	*		*	*	*	*	*	*	*	*	*	*
98	NAVIGATOR	*		*	*	*	*	*	*		*	*	*	*	*	*	*	*	*	*
99 - 01	NAVIGATOR	*		*	*	*	*	*	*		*	*	*	*	*	*	*	*	*	*
02	NAVIGATOR			*	*	*	*	*	*		*	*	*	*	*	*	*	*	*	*
03 - 06	NAVIGATOR	*		*	*	*	*	*	*		*	*	*	*	*	*	*	*	*	*
07 - 08	NAVIGATOR	*		*	*	*	*	*	*		*	*	*	*	*	*	*	*	*	*
09 - 12	NAVIGATOR	*		*	*	*	*	*	*	*	*	*	*	*	*	*	*	*	*	*
13 - 14	NAVIGATOR	*		*	*	*	*	*	*	*	*	*	*	*	*	*	*	*	*	*
15 - 16	NAVIGATOR	*		*	*	*	*	*	*		*	*	*	*	*	*	*	*	*	*
16	NAVIGATOR L	*		*	*	*	*	*	*		*	*	*	*	*	*	*	*	*	*
05	TOWN CAR	*		*	*	*	*	*	*		*	*	*	*	*	*	*	*	*	*
95	TOWN CAR	*		*	*	*	*	*	*		*	*	*	*	*	*	*	*	*	*
96 - 97	TOWN CAR	*		*	*	*	*	*	*		*	*	*	*	*	*	*	*	*	*
98 - 02	TOWN CAR	*		*	*	*	*	*	*		*	*	*	*	*	*	*	*	*	*
03 - 04	TOWN CAR	*		*	*	*	*	*	*	*	*	*	*	*	*	*	*	*	*	*
06 - 11	TOWN CAR	*		*	*	*	*	*	*	*	*	*	*	*	*	*	*	*	*	*
06	ZEPHYR	*		*	*	*	*	*	*		*	*	*	*	*	*	*	*	*	*

Return to home 

Return to makes 


# FORD VEHICLE DIAGNOSTIC COVERAGE


FORD / Mercury

New or significantly enhanced coverage

17.4

YEARS	MODEL	ENGINE	TRANS	ABS	AIRBAG / RCM	4x4 / TRANSFER CASE / ALL TERRAIN	AUDIO CONTROL / SYNC (APIM) / RADIO TRANSCEIVER	BATTERY (ENERGY) CONTROL	BODY / GEM	DOOR MODULES	FRONT CONTROL	LIGHTING / HEADLAMP CONTROL	HVAC / TEMP CONTROL	INSTRUMENT	OCCUPANT CLASS	PARKING AID	PATS / SECURITY	POWER STEERING	SEAT MODULES	SERVICE INTERVAL RESET	SUSPENSION CONTROL / VEHICLE DYNAMICS	TPMS	
94	CAPRI	*																					
92 - 93	COUGAR	*		*																		*	
94 - 95	COUGAR	*	*	*																		*	
96 - 97	COUGAR	*	*	*	*																		
99	COUGAR	*	*	*	*												*						
00 - 02	COUGAR	*	*	*	*									*			*						
94	GRAND MARQUIS	*	*	*																		*	
95	GRAND MARQUIS	*	*	*								*	*						*			*	
96 - 97	GRAND MARQUIS	*	*	*	*					*		*	*						*			*	
98	GRAND MARQUIS	*	*	*	*					*		*	*						*			*	
99 - 02	GRAND MARQUIS	*	*	*	*					*		*	*				*		*			*	
03 - 05	GRAND MARQUIS	*	*	*	*					*		*	*				*		*			*	
06	GRAND MARQUIS	*	*	*	*					*		*	*	*			*		*			*	*
07 - 11	GRAND MARQUIS	*	*	*	*					*		*	*	*			*		*			*	*
03 - 04	MARAUDER	*	*	*	*					*		*	*				*		*			*	*
05 - 07	MARINER	*	*	*	*	*				*		*	*	*		*	*	*	*	*	*	*	*
08 - 09	MARINER	*	*	*	*	*			*	*	*	*	*	*	*	*	*	*	*	*	*	*	*
10	MARINER	*	*	*	*	*			*	*	*	*	*	*	*	*	*	*	*	*	*	*	*
11	MARINER	*	*	*	*	*			*	*	*	*	*	*	*	*	*	*	*	*	*	*	*
06 - 07	MARINER HYBRID	*	*	*	*	*		*	*	*	*	*	*	*	*	*	*	*	*	*	*	*	*
08 - 09	MARINER HYBRID	*	*	*	*	*		*	*	*	*	*	*	*	*	*	*	*	*	*	*	*	*
10 - 11	MARINER HYBRID	*	*	*	*	*		*	*	*	*	*	*	*	*	*	*	*	*	*	*	*	*
06 - 07	MILAN	*	*	*	*	*			*	*	*	*	*	*	*	*	*	*	*	*	*	*	*
08 - 09	MILAN	*	*	*	*	*			*	*	*	*	*	*	*	*	*	*	*	*	*	*	*
10	MILAN	*	*	*	*	*			*	*	*	*	*	*	*	*	*	*	*	*	*	*	*
11	MILAN	*	*	*	*	*			*	*	*	*	*	*	*	*	*	*	*	*	*	*	*
05 - 07	MONTIGO	*	*	*	*	*			*	*	*	*	*	*	*	*	*	*	*	*	*	*	*
04 - 05	MONTEREY	*	*	*	*	*			*	*	*	*	*	*	*	*	*	*	*	*	*	*	*
06 - 07	MONTEREY	*	*	*	*	*			*	*	*	*	*	*	*	*	*	*	*	*	*	*	*
97	MOUNTAINEER	*	*	*	*	*			*	*	*	*	*	*	*	*	*	*	*	*	*	*	*
98	MOUNTAINEER	*	*	*	*	*			*	*	*	*	*	*	*	*	*	*	*	*	*	*	*
99 - 01	MOUNTAINEER	*	*	*	*	*			*	*	*	*	*	*	*	*	*	*	*	*	*	*	*
02	MOUNTAINEER	*	*	*	*	*			*	*	*	*	*	*	*	*	*	*	*	*	*	*	*
03	MOUNTAINEER	*	*	*	*	*			*	*	*	*	*	*	*	*	*	*	*	*	*	*	*
04 - 05	MOUNTAINEER	*	*	*	*	*			*	*	*	*	*	*	*	*	*	*	*	*	*	*	*
06 - 07	MOUNTAINEER	*	*	*	*	*	*		*	*	*	*	*	*	*	*	*	*	*	*	*	*	*
08 - 09	MOUNTAINEER	*	*	*	*	*	*		*	*	*	*	*	*	*	*	*	*	*	*	*	*	*
10	MOUNTAINEER	*	*	*	*	*	*		*	*	*	*	*	*	*	*	*	*	*	*	*	*	*
11	MOUNTAINEER	*	*	*	*	*	*		*	*	*	*	*	*	*	*	*	*	*	*	*	*	*
96 - 99	MYSTIQUE	*	*	*	*	*			*	*	*	*	*	*	*	*	*	*	*	*	*	*	*
00	MYSTIQUE	*	*	*	*	*			*	*	*	*	*	*	*	*	*	*	*	*	*	*	*
92 - 95	SABLE	*	*	*	*	*			*	*	*	*	*	*	*	*	*	*	*	*	*	*	*
96 - 99	SABLE	*	*	*	*	*		*	*	*	*	*	*	*	*	*	*	*	*	*	*	*	*
00 - 01	SABLE	*	*	*	*	*		*	*	*	*	*	*	*	*	*	*	*	*	*	*	*	*
02 - 03	SABLE	*	*	*	*	*		*	*	*	*	*	*	*	*	*	*	*	*	*	*	*	*
04 - 05	SABLE	*	*	*	*	*		*	*	*	*	*	*	*	*	*	*	*	*	*	*	*	*
08 - 09	SABLE	*	*	*	*	*	*		*	*	*	*	*	*	*	*	*	*	*	*	*	*	*
92 - 94	TOPAZ	*	*	*	*	*			*	*	*	*	*	*	*	*	*	*	*	*	*	*	*
96	TRACER	*	*	*	*	*			*	*	*	*	*	*	*	*	*	*	*	*	*	*	*
97 - 99	TRACER	*	*	*	*	*			*	*	*	*	*	*	*	*	*	*	*	*	*	*	*
96 - 02	VILLAGER (ID Nissan Quest)	*	*	*	*	*			*	*	*	*	*	*	*	*	*	*	*	*	*	*	*

[Return to home](#) 

[Return to makes](#) 






# GM / BUICK VEHICLE DIAGNOSTIC COVERAGE


GM / Buick

New or significantly enhanced coverage

17.4

YEARS	MODEL	SEAT MODULES	serial data gateway	SERVICE INTERVAL RESET	SIDE OBJECT DETECTION	SUSPENSION	TELEMATICS	TPMS	TRAILER INTERFACE	TRANSFER CASE / REAR DIFF / 4WD	VEHICLE THEFT DETERENT (VTD)	VIDEO PROCESSING CONTROL	WHEEL ALIGNMENT
05	ALLURE			*									
06	ALLURE			*				*					
07 - 09	ALLURE			*				*					
10	ALLURE	*		*	*		*	*					
16	CASCADA	*					*	*					
17	CASCADA	*		*			*	*					
93 - 96	CENTURY												
97 - 99	CENTURY												
00 - 04	CENTURY			*				*					
05	CENTURY			*				*					
08	ENCLAVE	*		*			*	*		*	*		*
09	ENCLAVE	*		*			*	*		*	*		*
10 - 12	ENCLAVE	*		*			*	*		*	*		*
13	ENCLAVE	*		*	*		*	*		*	*		*
14	ENCLAVE	*		*	*		*	*		*	*		*
15	ENCLAVE	*		*	*		*	*		*	*		*
16	ENCLAVE	*		*	*		*	*		*	*		*
17	ENCLAVE	*		*	*		*	*		*	*		*
13	ENCORE	*		*	*		*	*		*	*		*
14 - 15	ENCORE	*		*	*		*	*		*	*		*
16	ENCORE	*		*	*		*	*		*	*		*
17	ENCORE	*	*	*	*		*	*	*		*		*
16	ENVISION	*		*	*	*	*	*		*	*	*	*
17	ENVISION	*	*	*	*	*	*	*		*	*	*	*
05	LACROSSE			*				*					
06	LACROSSE			*				*					
07 - 09	LACROSSE			*				*					
10	LACROSSE	*		*	*		*	*	*	*			
11 - 12	LACROSSE	*		*	*	*	*	*	*	*			
13 - 14	LACROSSE	*		*	*	*	*	*	*	*			
15	LACROSSE	*		*	*	*	*	*	*	*			
16	LACROSSE	*		*	*	*	*	*	*	*			
17	LACROSSE	*	*	*	*	*	*	*	*	*			
92 - 93	LESABRE			*	*	*	*	*	*	*			
94 - 99	LESABRE			*	*	*	*	*	*	*			
00 - 04	LESABRE			*	*	*	*	*	*	*	*		
05	LESABRE	*		*	*	*	*	*	*	*	*		
06	LUCERNE	*		*	*	*	*	*	*	*	*		
07	LUCERNE	*		*	*	*	*	*	*	*	*		
08 - 11	LUCERNE	*		*	*	*	*	*	*	*	*		
92 - 93	PARK AVENUE			*	*	*	*	*	*	*	*		
94 - 96	PARK AVENUE			*	*	*	*	*	*	*	*		
97 - 99	PARK AVENUE			*	*	*	*	*	*	*	*		
00 - 04	PARK AVENUE			*	*	*	*	*	*	*	*		
05	PARK AVENUE	*		*	*	*	*	*	*	*	*		
04	RAINIER	*		*	*	*	*	*	*	*	*		
05 - 06	RAINIER	*		*	*	*	*	*	*	*	*		
07	RAINIER	*		*	*	*	*	*	*	*	*		
92 - 96	REGAL			*	*	*	*	*	*	*	*		
97 - 99	REGAL			*	*	*	*	*	*	*	*		
00 - 04	REGAL			*	*	*	*	*	*	*	*		
11	REGAL	*		*	*	*	*	*	*	*	*		
12	REGAL	*		*	*	*	*	*	*	*	*		
13	REGAL	*		*	*	*	*	*	*	*	*		
14	REGAL	*		*	*	*	*	*	*	*	*		
15	REGAL	*		*	*	*	*	*	*	*	*		
16	REGAL	*		*	*	*	*	*	*	*	*		
17	REGAL	*		*	*	*	*	*	*	*	*		
02 - 03	RENDEZVOUS			*	*	*	*	*	*	*	*		
04	RENDEZVOUS			*	*	*	*	*	*	*	*		
05 - 07	RENDEZVOUS	*		*	*	*	*	*	*	*	*		
92 - 93	RIVIERA			*	*	*	*	*	*	*	*		
95	RIVIERA			*	*	*	*	*	*	*	*		
96 - 99	RIVIERA			*	*	*	*	*	*	*	*		
92 - 93	ROADMASTER			*	*	*	*	*	*	*	*		
94 - 96	ROADMASTER			*	*	*	*	*	*	*	*		
93 - 95	SKYLARK			*	*	*	*	*	*	*	*		
96	SKYLARK			*	*	*	*	*	*	*	*		
97 - 98	SKYLARK			*	*	*	*	*	*	*	*		
05 - 07	TERRAZA	*		*	*	*	*	*	*	*	*		
12 - 13	VERANO	*		*	*	*	*	*	*	*	*		
14	VERANO	*		*	*	*	*	*	*	*	*		
15 - 16	VERANO	*		*	*	*	*	*	*	*	*		
17	VERANO	*		*	*	*	*	*	*	*	*		

[Return to home](#) 

[Return to makes](#) 



# GM/CADILLAC DIAGNOSTIC COVERAGE

GM / Cadillac

New or significantly enhanced coverage

17.4

MAKE	YEARS	MODEL	ENGINE	TRANS	ABS / VEHICLE STABILITY / MULTI-AXIS ACCELERATION	AIRBAG	ACTIVE SAFETY CONTROL	ASSIST STEP CONTROL	BODY	CHASSIS CONTROL MODULE	CLIMATE CONTROL	DISTANCE CRUISE CONTROL	DOOR MODULES	ELECTRONIC SUSPENSION CONTROL	FRONT VIEW CAMERA	FUEL PUMP	HEADLAMP CONTROL	HUMAN MACHINE INTERFACE	HVAC	HYBRID / BATTERY CONTROLS / MOTOR	INSTRUMENT	KEYLESS ENTRY	LIFTGATE / ENDGATE MODULE	OCCUPANT / PASSENGER PRESENCE	PARK ASSIST	PARKING BRAKE	POWER STEERING / STEERING ANGLE SENSOR	RADAR SENSOR	RADIO
	15	SRX	*	*	*	*	*		*			*					*		*	*	*	*	*	*	*	*	*	*	*
	16	SRX	*	*	*	*	*		*						*		*		*		*	*	*	*	*	*	*	*	*
	10 - 11	SRX (turbo)	*	*	*	*	*		*						*	*	*		*		*	*	*	*	*	*	*	*	*
	05	STS	*	*	*	*	*		*				*				*		*		*	*	*	*	*	*	*	*	*
	06	STS	*	*	*	*	*		*				*				*		*		*	*	*	*	*	*	*	*	*
	07	STS	*	*	*	*	*		*			*					*		*		*	*	*	*	*	*	*	*	*
	08 - 09	STS	*	*	*	*	*		*			*					*		*		*	*	*	*	*	*	*	*	*
	10	STS	*	*	*	*	*		*			*					*		*		*	*	*	*	*	*	*	*	*
	11	STS	*	*	*	*	*		*			*					*		*		*	*	*	*	*	*	*	*	*
	06	STS-V	*	*	*	*	*		*			*					*		*		*	*	*	*	*	*	*	*	*
	07	STS-V	*	*	*	*	*		*			*					*		*		*	*	*	*	*	*	*	*	*
	08 - 09	STS-V	*	*	*	*	*		*			*					*		*		*	*	*	*	*	*	*	*	*
	04	XLR	*	*	*	*	*		*			*					*		*		*	*	*	*	*	*	*	*	*
	05	XLR	*	*	*	*	*		*			*					*		*		*	*	*	*	*	*	*	*	*
	06	XLR	*	*	*	*	*		*			*					*		*		*	*	*	*	*	*	*	*	*
	07 - 09	XLR	*	*	*	*	*		*			*					*		*		*	*	*	*	*	*	*	*	*
	06	XLR-V	*	*	*	*	*		*			*					*		*		*	*	*	*	*	*	*	*	*
	07 - 09	XLR-V	*	*	*	*	*		*			*					*		*		*	*	*	*	*	*	*	*	*
	17	XTS	*	*	*	*	*		*	*		*			*	*	*	*	*	*	*	*	*	*	*	*	*	*	*
	13	XTS	*	*	*	*	*		*			*				*	*	*	*	*	*	*	*	*	*	*	*	*	*
	14	XTS	*	*	*	*	*		*			*				*	*	*	*	*	*	*	*	*	*	*	*	*	*
	15	XTS	*	*	*	*	*		*			*				*	*	*	*	*	*	*	*	*	*	*	*	*	*
	16	XTS	*	*	*	*	*		*	*		*			*	*	*	*	*	*	*	*	*	*	*	*	*	*	*
	17	XTS	*	*	*	*	*		*	*		*			*	*	*	*	*	*	*	*	*	*	*	*	*	*	*

# GM/CADILLAC DIAGNOSTIC COVERAGE

GM / Cadillac

New or significantly enhanced coverage

17.4

MAKE	YEARS	MODEL	SEAT BELT	SEAT MODULES	SERIAL DATA GATEWAY	SERVICE INTERVAL RESET	SIDE OBJECT DETECTION	SUSPENSION	TELEMATICS	TPMS	TRANSFER CASE / REAR DIFF / 4WD	TRAILER INTERFACE CONTROL	VEHICLE COMM INTERFACE	VEHICLE DIRECTION ALERT ALARM WARNING	VEHICLE THEFT DETERENT (VTD)	VIDEO PROCESSING CONTROL
CADILLAC	93	ALLANTE														
	13	ATS		*		*	*	*	*	*	*	*				
	14	ATS		*		*	*	*	*	*	*	*				
	15	ATS	*	*		*	*	*	*	*	*	*				
	16	ATS	*	*		*	*	*	*	*	*	*				
	17	ATS	*	*	*	*	*	*	*	*	*	*				
	97	CATERA														
	98 - 01	CATERA														
	16	CT6	*	*		*	*	*	*	*	*	*				
	17	CT6	*	*	*	*	*	*	*	*	*	*				*
	03	CTS													*	
	04	CTS									*				*	
	05 - 07	CTS		*		*							*			
	08	CTS		*		*							*			
	09	CTS		*		*					*		*			
	10	CTS		*		*		*			*		*			
	11	CTS		*		*		*			*		*			
	12	CTS		*		*	*	*			*		*			
	13	CTS		*		*	*	*			*		*			
	14	CTS	*	*		*	*	*	*		*	*	*			
	15	CTS	*	*		*	*	*	*		*	*	*			
	16	CTS	*	*		*	*	*	*		*	*	*			
	17	CTS	*	*	*	*	*	*	*	*	*	*	*			*
	04 - 05	CTS-V		*		*					*					
	06 - 07	CTS-V		*		*					*					
	09	CTS-V		*		*					*					
	14	CTS-V	*	*		*	*	*	*	*	*		*			
	15	CTS-V	*	*		*	*	*	*	*	*		*			
	96	DEVILLE														
	97	DEVILLE														
	98 - 99	DEVILLE						*								*
	00 - 01	DEVILLE					*	*								*
	02 - 04	DEVILLE					*	*			*					*
	05	DEVILLE					*	*			*					*
	06	DTS		*		*		*			*					*
	07	DTS		*		*		*			*					*
	08	DTS		*		*	*	*			*		*			*
	09 - 11	DTS		*		*	*	*			*		*			*
	92	ELDORADO														
	93	ELDORADO														
	96 - 97	ELDORADO														
	98 - 99	ELDORADO														
	00 - 02	ELDORADO					*	*								*
	14	ELR		*		*	*	*	*	*	*					*
	15	ELR		*		*	*	*	*	*	*					*
	16	ELR		*		*	*	*	*	*	*					*
	99	ESCALADE										*				*
	00	ESCALADE									*					*
	02	ESCALADE				*		*								*
	03	ESCALADE		*		*		*								*
	04	ESCALADE		*		*		*			*					*
	05	ESCALADE		*		*		*			*					*
	06	ESCALADE		*		*		*			*					*
	07	ESCALADE		*		*		*			*					*
	08	ESCALADE		*		*	*	*			*	*	*			*
	09	ESCALADE		*		*	*	*			*	*	*			*
	10	ESCALADE		*		*	*	*			*	*	*			*
	11 - 12	ESCALADE		*		*	*	*			*	*	*			*
	14	ESCALADE		*		*	*	*	*	*	*		*			*
	15	ESCALADE	*	*		*	*	*	*	*	*	*	*			*
	16	ESCALADE	*	*		*	*	*	*	*	*	*	*			*
	17	ESCALADE	*	*	*	*	*	*	*	*	*	*	*			*
	09	ESCALADE HYBRID		*		*	*	*	*	*	*	*	*			*
	10	ESCALADE HYBRID		*		*	*	*	*	*	*	*	*			*
	11 - 13	ESCALADE HYBRID		*		*	*	*	*	*	*	*	*			*
	92	FLEETWOOD														
	96	FLEETWOOD														
	15	Limousine/Funeral Coach		*		*		*	*	*	*	*	*			*
	16	Limousine/Funeral Coach		*		*	*	*	*	*	*	*	*			*
	17	Limousine/Funeral Coach		*	*	*	*	*	*	*	*	*	*			*
	92 - 94	SEVILLE														
	95 - 97	SEVILLE														
	98 - 99	SEVILLE														
	00 - 01	SEVILLE				*		*								*
	02 - 04	SEVILLE				*		*			*					*
	93	SIXTY SPECIAL														
	04	SRX		*		*		*			*					*
	05 - 06	SRX		*		*		*			*					*
	07	SRX		*		*		*			*					*
	08	SRX		*		*	*	*			*	*	*			*
	09	SRX		*		*	*	*			*	*	*			*
	10	SRX		*		*	*	*	*	*	*	*	*			*
	11	SRX		*		*	*	*	*	*	*	*	*			*
	12	SRX		*		*	*	*	*	*	*	*	*			*
	13	SRX		*		*	*	*	*	*	*	*	*			*
	14	SRX		*		*	*	*	*	*	*	*	*			*

[Return to home](#) ➔

[Return to makes](#) ➔


# GM/CADILLAC DIAGNOSTIC COVERAGE


GM / Cadillac

New or significantly enhanced coverage

17.4

MAKE	YEARS	MODEL	SEAT BELT	SEAT MODULES	SERIAL DATA GATEWAY	SERVICE INTERVAL RESET	SIDE OBJECT DETECTION	SUSPENSION	TELEMATICS	TPMS	TRANSFER CASE / REAR DIFF / 4WD	TRAILER INTERFACE CONTROL	VEHICLE COMM INTERFACE	VEHICLE DIRECTION ALERT ALARM WARNING	VEHICLE THEFT DETERENT (VTD)	VIDEO PROCESSING CONTROL
	15	SRX	*	*	*	*	*	*	*	*	*	*	*	*	*	*
	16	SRX	*	*	*	*	*	*	*	*	*	*	*	*	*	*
	10 - 11	SRX (turbo)	*	*	*	*	*	*	*	*	*	*	*	*	*	*
	05	STS	*	*	*	*	*	*	*	*	*	*	*	*	*	*
	06	STS	*	*	*	*	*	*	*	*	*	*	*	*	*	*
	07	STS	*	*	*	*	*	*	*	*	*	*	*	*	*	*
	08 - 09	STS	*	*	*	*	*	*	*	*	*	*	*	*	*	*
	10	STS	*	*	*	*	*	*	*	*	*	*	*	*	*	*
	11	STS	*	*	*	*	*	*	*	*	*	*	*	*	*	*
	06	STS-V	*	*	*	*	*	*	*	*	*	*	*	*	*	*
	07	STS-V	*	*	*	*	*	*	*	*	*	*	*	*	*	*
	08 - 09	STS-V	*	*	*	*	*	*	*	*	*	*	*	*	*	*
	04	XLR	*	*	*	*	*	*	*	*	*	*	*	*	*	*
	05	XLR	*	*	*	*	*	*	*	*	*	*	*	*	*	*
	06	XLR	*	*	*	*	*	*	*	*	*	*	*	*	*	*
	07 - 09	XLR	*	*	*	*	*	*	*	*	*	*	*	*	*	*
	06	XLR-V	*	*	*	*	*	*	*	*	*	*	*	*	*	*
	07 - 09	XLR-V	*	*	*	*	*	*	*	*	*	*	*	*	*	*
	17	XTS	*	*	*	*	*	*	*	*	*	*	*	*	*	*
	13	XTS	*	*	*	*	*	*	*	*	*	*	*	*	*	*
	14	XTS	*	*	*	*	*	*	*	*	*	*	*	*	*	*
	15	XTS	*	*	*	*	*	*	*	*	*	*	*	*	*	*
	16	XTS	*	*	*	*	*	*	*	*	*	*	*	*	*	*
	17	XTS	*	*	*	*	*	*	*	*	*	*	*	*	*	*

[Return to home](#) 

[Return to makes](#) 




# GM / CHEVROLET VEHICLE DIAGNOSTIC COVERAGE


GM / Chevrolet

New or significantly enhanced coverage

17.4

YEARS	MODEL	SEAT MODULES	SERIAL DATA GATEWAY	SERVICE INTERVAL RESET	SIDE OBJECT DETECTION	SUSPENSION	TELEMATICS	TPMS	TRANSFER CASE / REAR DIFF / 4WD	UNDERHOOD FUSE BOX	VEHICLE COMM INTERFACE	VEHICLE THEFT DETERENT (VTD)	VIDEO PROCESSING CONTROL
96 - 99	ASTRO												
00 - 05	ASTRO								*				
02	AVALANCHE			*								*	
03	AVALANCHE	*		*								*	
04	AVALANCHE	*		*				*				*	
05 - 06	AVALANCHE	*		*				*				*	
07	AVALANCHE	*		*		*		*			*	*	
08	AVALANCHE	*		*		*		*			*	*	
09 - 12	AVALANCHE	*		*		*		*			*	*	
13	AVALANCHE	*		*		*		*			*	*	
04 - 07	AVEO												
08	AVEO							*					
09 - 11	AVEO			*				*			*	*	
91 - 93	BERETTA												
95 - 96	BERETTA												
96 - 97	BLAZER												
98 - 99	BLAZER							*					
00 - 04	BLAZER							*					
05	BLAZER	*											
96 - 97	CAB & CHASSIS												
98 - 99	CAB & CHASSIS							*					
00	CAB & CHASSIS							*				*	
01	CAB & CHASSIS							*				*	
02	CAB & CHASSIS							*				*	
03 - 05	CAB & CHASSIS							*				*	
06	CAB & CHASSIS							*				*	
07 - 10	CAB & CHASSIS						*	*				*	
92	CAMARO												
93	CAMARO												
94 - 98	CAMARO												
99	CAMARO												
00	CAMARO			*									
01 - 02	CAMARO			*									
10	CAMARO	*		*			*	*					
11	CAMARO	*		*			*	*					
12 - 13	CAMARO	*		*		*	*	*					
14	CAMARO	*		*		*	*	*					
15	CAMARO	*		*		*	*	*					
16	CAMARO	*		*	*	*	*	*					
17	CAMARO	*	*	*	*	*	*	*					
92	CAPRICE												
94 - 96	CAPRICE												
11 - 13	CAPRICE			*				*				*	
14	CAPRICE			*				*				*	
15	CAPRICE	*		*		*		*				*	
16	CAPRICE	*		*	*	*	*	*				*	
17	CAPRICE	*		*	*	*	*	*				*	
12	CAPTIVA SPORT			*				*			*	*	
13	CAPTIVA SPORT	*		*				*			*	*	
14 - 15	CAPTIVA SPORT	*		*			*	*	*		*	*	
92	CAVALIER												
93 - 95	CAVALIER												
96 - 99	CAVALIER												
00 - 04	CAVALIER												
05	CAVALIER						*	*					
15	CITY EXPRESS			*				*					
16	CITY EXPRESS			*				*					
17	CITY EXPRESS			*			*	*	*				
05	COBALT			*								*	
06	COBALT			*								*	
07	COBALT			*								*	
08 - 10	COBALT			*				*			*	*	
04	COLORADO			*				*			*	*	
05	COLORADO			*				*			*	*	
06	COLORADO			*				*			*	*	
07	COLORADO			*			*	*			*	*	
08	COLORADO			*			*	*			*	*	
09 - 12	COLORADO			*			*	*			*	*	
15	COLORADO			*			*	*			*	*	
16	COLORADO			*			*	*			*	*	
17	COLORADO		*	*			*	*	*		*	*	
91 - 94	CORSICA						*	*	*		*	*	
95 - 96	CORSICA												
93	CORVETTE												
94 - 96	CORVETTE												
97 - 99	CORVETTE					*		*			*	*	
00 - 01	CORVETTE			*		*		*			*	*	
02 - 03	CORVETTE			*		*		*			*	*	
04	CORVETTE			*		*		*			*	*	
05	CORVETTE	*		*		*		*			*	*	
06	CORVETTE	*		*		*		*			*	*	
07 - 08	CORVETTE	*		*		*		*			*	*	
09	CORVETTE	*		*		*		*			*	*	
10 - 13	CORVETTE	*		*		*		*			*	*	
14	CORVETTE	*		*		*	*	*			*	*	
15	CORVETTE	*		*		*	*	*			*	*	
16	CORVETTE	*		*		*	*	*			*	*	
17	CORVETTE	*	*	*		*	*	*	*		*	*	*
11 - 12	CRUZE	*		*		*	*	*			*	*	
13	CRUZE	*		*	*	*	*	*			*	*	
14	CRUZE	*		*	*	*	*	*			*	*	
15	CRUZE	*		*	*	*	*	*			*	*	
16	CRUZE	*		*	*	*	*	*			*	*	

Return to home 

Return to makes 






# GM / CHEVROLET VEHICLE DIAGNOSTIC COVERAGE


GM / Chevrolet

New or significantly enhanced coverage

17.4

YEARS	MODEL	SEAT MODULES	SERIAL DATA GATEWAY	SERVICE INTERVAL RESET	SIDE OBJECT DETECTION	SUSPENSION	TELEMATICS	TPMS	TRANSFER CASE / REAR DIFF / 4WD	UNDERHOOD FUSE BOX	VEHICLE COMM INTERFACE	VEHICLE THEFT DETERENT (VTD)	VIDEO PROCESSING CONTROL
17	CRUZE		*	*	*		*	*					
11 - 12	CRUZE (turbo)	*	*	*	*		*	*					
13	CRUZE (turbo)	*	*	*	*		*	*					
14	CRUZE (turbo)	*	*	*	*		*	*					
15	CRUZE (turbo)	*	*	*	*		*	*					
96 - 97	C/K PICKUP								*			*	
98 - 99	C/K PICKUP								*			*	
04 - 06	EPICA			*									
05 - 06	EQUINOX			*								*	
07	EQUINOX	*		*				*			*		
08 - 09	EQUINOX	*		*				*		*	*		
10 - 12	EQUINOX	*		*			*	*	*		*		
13	EQUINOX	*		*	*		*	*	*		*		
14	EQUINOX	*		*	*		*	*	*		*		
15	EQUINOX	*		*	*		*	*	*		*		
16	EQUINOX	*		*	*		*	*	*		*		
17	EQUINOX	*		*	*		*	*	*		*		
96 - 99	EXPRESS/G-VAN			*	*		*	*	*			*	
00 - 02	EXPRESS			*								*	
03 - 04	EXPRESS			*								*	
05	EXPRESS			*								*	
06 - 07	EXPRESS			*								*	
08	EXPRESS			*				*				*	
09 - 10	EXPRESS			*				*				*	
11 - 13	EXPRESS			*				*		*		*	
14	EXPRESS			*			*	*				*	
15	EXPRESS			*			*	*				*	
16	EXPRESS			*			*	*				*	
17	EXPRESS			*			*	*				*	
17	EXPRESS (DIESEL)			*			*	*				*	
06	HHR			*								*	
07	HHR			*								*	
08 - 11	HHR			*				*		*		*	
94 - 96	IMPALA			*				*			*	*	
00 - 03	IMPALA			*				*				*	
04	IMPALA			*				*			*	*	
05	IMPALA			*				*			*	*	
06	IMPALA	*		*				*			*	*	
07	IMPALA	*		*				*			*	*	
08 - 11	IMPALA	*		*				*			*	*	
12 - 13	IMPALA	*		*				*			*	*	
14	IMPALA	*		*	*		*	*			*	*	
15	IMPALA	*		*	*	*	*	*			*	*	
16	IMPALA	*		*	*	*	*	*			*	*	
17	IMPALA	*	*	*	*		*	*			*	*	
93 - 99	LUMINA			*				*				*	
00 - 01	LUMINA			*				*				*	
97 - 00	MALIBU			*				*				*	
01 - 03	MALIBU			*				*				*	
04	MALIBU			*				*				*	
05	MALIBU			*				*				*	
06	MALIBU			*				*				*	
07	MALIBU			*				*				*	
08	MALIBU			*				*		*		*	
09 - 10	MALIBU			*			*	*		*		*	
11	MALIBU			*			*	*		*		*	
12	MALIBU	*		*			*	*		*		*	
13	MALIBU	*		*		*	*	*		*		*	
14	MALIBU	*		*	*	*	*	*		*		*	
15	MALIBU	*		*	*	*	*	*		*		*	
16	MALIBU	*		*	*	*	*	*		*		*	
17	MALIBU	*	*	*	*		*	*		*		*	*
08 - 10	MALIBU HYBRID			*				*		*		*	
98 - 01	METRO			*				*			*	*	
95 - 99	MONTE CARLO			*				*			*	*	
00 - 03	MONTE CARLO			*				*			*	*	
04	MONTE CARLO			*				*			*	*	
05	MONTE CARLO			*				*			*	*	
06	MONTE CARLO	*		*				*			*	*	
07	MONTE CARLO	*		*				*			*	*	
04 - 06	OPTRA			*				*			*	*	
07 - 08	OPTRA			*				*			*	*	
12 - 14	ORLANDO	*		*			*	*			*	*	
96	P-SERIES			*				*			*	*	
97 - 99	P-SERIES			*				*			*	*	
98 - 02	PRIZM			*				*			*	*	
96 - 97	STO BLAZER			*				*			*	*	
98 - 99	STO BLAZER			*				*			*	*	
00 - 04	STO BLAZER			*				*			*	*	
96 - 97	STO PICKUP			*				*			*	*	
98 - 99	STO PICKUP			*				*			*	*	
00 - 01	STO PICKUP			*		*		*			*	*	
02 - 03	STO PICKUP			*		*		*			*	*	
04	STO PICKUP			*		*		*			*	*	
00	SILVERADO			*		*		*			*	*	
01	SILVERADO			*		*		*			*	*	
02	SILVERADO			*		*		*			*	*	
03 - 04	SILVERADO	*		*		*		*			*	*	
05	SILVERADO	*		*		*		*		*	*	*	
06	SILVERADO	*		*		*		*		*	*	*	
07	SILVERADO	*		*		*		*		*	*	*	
08	SILVERADO	*		*		*		*		*	*	*	
09	SILVERADO	*		*		*		*		*	*	*	
10 - 13	SILVERADO	*		*		*		*		*	*	*	
14	SILVERADO	*		*		*		*		*	*	*	

Return to home 

Return to makes 




# GM / CHEVROLET VEHICLE DIAGNOSTIC COVERAGE


GM / Chevrolet

New or significantly enhanced coverage

17.4

YEARS	MODEL	SEAT MODULES	SERIAL DATA GATEWAY	SERVICE INTERVAL RESET	SIDE OBJECT DETECTION	SUSPENSION	TELEMATICS	TPMS	TRANSFER CASE / REAR DIFF / 4WD	UNDERHOOD FUSE BOX	VEHICLE COMM INTERFACE	VEHICLE THEFT DETERENT (VID)	VIDEO PROCESSING CONTROL
15	SILVERADO	*		*		*	*	*	*				
16	SILVERADO	*		*		*	*	*	*				
17	SILVERADO	*	*	*		*	*	*	*				
09	SILVERADO HYBRID	*		*		*	*	*	*				
10	SILVERADO HYBRID	*		*		*	*	*	*		*	*	
11	SILVERADO HYBRID	*		*		*	*	*	*		*	*	
12	SILVERADO HYBRID	*		*		*	*	*	*		*	*	
13	SILVERADO HYBRID	*		*		*	*	*	*		*	*	
12 - 13	SONIC	*		*		*	*	*	*				
14 - 15	SONIC	*		*		*	*	*	*				
16	SONIC	*		*		*	*	*	*				
17	SONIC	*	*	*		*	*	*	*				
13	SPARK	*		*		*	*	*	*				
14 - 15	SPARK	*		*		*	*	*	*				
16	SPARK	*		*		*	*	*	*				
17	SPARK	*	*	*		*	*	*	*				
14	SS	*		*	*	*	*	*	*				
15	SS	*		*	*	*	*	*	*				
16	SS	*		*	*	*	*	*	*				
17	SS	*	*	*	*	*	*	*	*				
03 - 04	SSR	*		*		*	*	*	*				
05 - 06	SSR	*		*		*	*	*	*				
96 - 97	SUBURBAN			*				*	*				
98 - 99	SUBURBAN			*				*	*				
00	SUBURBAN			*				*	*				
01	SUBURBAN			*		*		*	*				
02	SUBURBAN			*		*		*	*				
03	SUBURBAN	*		*		*		*	*		*	*	
04	SUBURBAN	*		*		*		*	*		*	*	
05	SUBURBAN	*		*		*		*	*		*	*	
06	SUBURBAN	*		*		*		*	*		*	*	
07	SUBURBAN	*		*		*		*	*		*	*	
08	SUBURBAN	*		*		*		*	*		*	*	
09 - 13	SUBURBAN	*		*		*		*	*		*	*	
14	SUBURBAN	*		*	*	*	*	*	*		*	*	
15	SUBURBAN	*		*	*	*	*	*	*		*	*	
16	SUBURBAN	*		*	*	*	*	*	*		*	*	
17	SUBURBAN	*	*	*	*	*	*	*	*		*	*	*
96 - 97	TAHOE			*				*	*				
98 - 99	TAHOE			*				*	*				
00	TAHOE			*		*		*	*			*	
01	TAHOE			*		*		*	*			*	
02	TAHOE			*		*		*	*			*	
03	TAHOE	*		*		*		*	*		*	*	
04	TAHOE	*		*		*		*	*		*	*	
05 - 06	TAHOE	*		*		*		*	*		*	*	
07	TAHOE	*		*		*		*	*		*	*	
08	TAHOE	*		*		*		*	*		*	*	
09	TAHOE	*		*	*	*	*	*	*		*	*	
10 - 13	TAHOE	*		*	*	*	*	*	*		*	*	
14	TAHOE	*		*	*	*	*	*	*		*	*	
15	TAHOE	*		*	*	*	*	*	*		*	*	
16	TAHOE	*		*	*	*	*	*	*		*	*	
17	TAHOE	*	*	*	*	*	*	*	*		*	*	*
08	TAHOE HYBRID	*		*		*	*	*	*		*	*	
09	TAHOE HYBRID	*		*		*	*	*	*		*	*	
10	TAHOE HYBRID	*		*		*	*	*	*		*	*	
11 - 13	TAHOE HYBRID	*		*		*	*	*	*		*	*	
98 - 99	TRACKER			*				*	*				
00	TRACKER			*				*	*				
01 - 04	TRACKER			*				*	*				
02	TRAILBLAZER			*				*	*			*	
03	TRAILBLAZER			*				*	*			*	
04	TRAILBLAZER			*				*	*		*	*	
05	TRAILBLAZER	*		*		*	*	*	*		*	*	
06 - 07	TRAILBLAZER	*		*		*	*	*	*		*	*	
08	TRAILBLAZER	*		*		*	*	*	*		*	*	
09	TRAILBLAZER	*		*		*	*	*	*		*	*	
09	TRAILBLAZER	*		*		*	*	*	*		*	*	
10 - 12	TRAVERSE	*		*		*	*	*	*		*	*	
13	TRAVERSE	*		*	*	*	*	*	*		*	*	
14	TRAVERSE	*		*	*	*	*	*	*		*	*	
15	TRAVERSE	*		*	*	*	*	*	*		*	*	
16	TRAVERSE	*		*	*	*	*	*	*		*	*	
17	TRAVERSE	*	*	*	*	*	*	*	*		*	*	*
13	TRAX	*		*		*	*	*	*		*	*	
14	TRAX	*		*		*	*	*	*		*	*	
15	TRAX	*		*	*	*	*	*	*		*	*	
16	TRAX	*		*	*	*	*	*	*		*	*	
17	TRAX	*	*	*	*	*	*	*	*		*	*	*
05 - 07	UPLANDER			*				*	*				
08 - 09	UPLANDER			*				*	*				
97 - 99	VENTURE			*				*	*				
00 - 04	VENTURE			*				*	*			*	
05	VENTURE			*				*	*			*	
11 - 15	VOLT	*		*		*	*	*	*		*	*	
16	VOLT	*		*	*	*	*	*	*		*	*	
17	VOLT	*	*	*	*	*	*	*	*		*	*	*

Return to home 

Return to makes 

# GM / GMC VEHICLE DIAGNOSTIC COVERAGE

GM / GMC

New or significantly enhanced coverage

17.4

YEARS	MODEL	ENGINE	TRANS	ABS / VEHICLE STABILITY / MULTI-AXIS ACCELERATION	AIRBAG	ASSIST STEP CONTROL	BODY	CHASSIS CONTROL MODULE	DISTANCE CRUISE CONTROL	DOOR MODULES	FRONT VIEW CAMERA	FUEL PUMP	GLOW PLUG	HUMAN MACHINE INTERFACE	HVAC	HYBRID / BATTERY CONTROLS / MOTOR	INSTRUMENT	KEYLESS ENTRY	LIFTGATE / ENDGATE MODULE	OCCUPANT / PASSENGER PRESENCE
07	ACADIA	*	*	*	*		*			*					*		*	*	*	*
08	ACADIA	*	*	*	*		*			*					*		*	*	*	*
09	ACADIA	*	*	*	*		*			*					*		*	*	*	*
10 - 12	ACADIA	*	*	*	*		*			*		*			*		*	*	*	*
13	ACADIA	*	*	*	*		*			*		*			*		*	*	*	*
14	ACADIA	*	*	*	*		*			*		*			*		*	*	*	*
15	ACADIA	*	*	*	*		*			*		*			*		*	*	*	*
16	ACADIA	*	*	*	*		*			*	*	*			*		*	*	*	*
17	ACADIA	*	*	*	*		*	*		*	*	*		*	*		*	*	*	*
96 - 97	C/K PICKUP	*	*	*	*		*			*	*				*		*	*	*	*
98 - 99	C/K PICKUP	*	*	*	*		*			*	*				*		*	*	*	*
00 - 01	C/K PICKUP	*	*	*	*		*			*	*				*		*	*	*	*
96 - 97	CAB & CHASSIS	*	*	*	*		*			*	*				*		*	*	*	*
98 - 99	CAB & CHASSIS	*	*	*	*		*			*	*				*		*	*	*	*
00	CAB & CHASSIS	*	*	*	*		*			*	*				*		*	*	*	*
01	CAB & CHASSIS	*	*	*	*		*			*	*				*		*	*	*	*
02 - 05	CAB & CHASSIS	*	*	*	*		*			*	*				*		*	*	*	*
06	CAB & CHASSIS	*	*	*	*		*			*	*	*			*		*	*	*	*
07 - 10	CAB & CHASSIS	*	*	*	*		*			*	*	*			*		*	*	*	*
04	CANYON	*	*	*	*		*			*	*				*		*	*	*	*
05	CANYON	*	*	*	*		*			*	*				*		*	*	*	*
06	CANYON	*	*	*	*		*			*	*				*		*	*	*	*
07	CANYON	*	*	*	*		*			*	*				*		*	*	*	*
08	CANYON	*	*	*	*		*			*	*				*		*	*	*	*
09 - 12	CANYON	*	*	*	*		*			*	*	*			*		*	*	*	*
15	CANYON	*	*	*	*		*	*		*	*				*		*	*	*	*
16	CANYON	*	*	*	*		*			*	*				*		*	*	*	*
17	CANYON	*	*	*	*		*	*		*	*	*		*	*		*	*	*	*
98 - 99	ENVOY	*	*	*	*		*			*	*				*		*	*	*	*
00 - 01	ENVOY	*	*	*	*		*			*	*				*		*	*	*	*
02 - 03	ENVOY	*	*	*	*		*			*	*				*		*	*	*	*
04	ENVOY	*	*	*	*		*			*	*				*		*	*	*	*
05 - 06	ENVOY	*	*	*	*		*			*	*				*		*	*	*	*
07	ENVOY	*	*	*	*		*			*	*				*		*	*	*	*
08 - 09	ENVOY	*	*	*	*		*			*	*				*		*	*	*	*
96 - 97	JIMMY	*	*	*	*		*			*	*				*		*	*	*	*
98 - 99	JIMMY	*	*	*	*		*			*	*				*		*	*	*	*
00 - 04	JIMMY	*	*	*	*		*			*	*				*		*	*	*	*
05	JIMMY	*	*	*	*		*			*	*				*		*	*	*	*
96 - 98	SAFARI	*	*	*	*		*			*	*				*		*	*	*	*
99	SAFARI	*	*	*	*		*			*	*				*		*	*	*	*
00 - 05	SAFARI	*	*	*	*		*			*	*				*		*	*	*	*
96 - 99	SAVANA	*	*	*	*		*			*	*				*		*	*	*	*
00 - 02	SAVANA	*	*	*	*		*			*	*				*		*	*	*	*
03 - 04	SAVANA	*	*	*	*		*			*	*				*		*	*	*	*
05	SAVANA	*	*	*	*		*			*	*				*		*	*	*	*
06 - 07	SAVANA	*	*	*	*		*			*	*	*			*		*	*	*	*
08	SAVANA	*	*	*	*		*			*	*	*			*		*	*	*	*
09 - 10	SAVANA	*	*	*	*		*			*	*	*			*		*	*	*	*
11 - 12	SAVANA	*	*	*	*		*			*	*	*			*		*	*	*	*
13	SAVANA	*	*	*	*		*			*	*	*			*		*	*	*	*
14	SAVANA	*	*	*	*		*			*	*	*			*		*	*	*	*
15	SAVANA	*	*	*	*		*			*	*	*			*		*	*	*	*
16	SAVANA	*	*	*	*		*			*	*	*			*		*	*	*	*
17	SAVANA	*	*	*	*		*	*		*	*	*		*	*		*	*	*	*
17	SAVANA DIESEL	*	*	*	*		*	*		*	*	*		*	*		*	*	*	*
99	SIERRA	*	*	*	*		*			*	*				*		*	*	*	*
00	SIERRA	*	*	*	*		*			*	*				*		*	*	*	*
01	SIERRA	*	*	*	*		*			*	*				*		*	*	*	*
02	SIERRA	*	*	*	*		*			*	*				*		*	*	*	*
03 - 04	SIERRA	*	*	*	*		*			*	*				*		*	*	*	*
05	SIERRA	*	*	*	*		*			*	*				*		*	*	*	*
06	SIERRA	*	*	*	*		*			*	*	*			*		*	*	*	*
07	SIERRA	*	*	*	*		*			*	*	*			*		*	*	*	*
08 - 10	SIERRA	*	*	*	*		*			*	*	*			*		*	*	*	*
11	SIERRA	*	*	*	*		*			*	*	*			*		*	*	*	*
12	SIERRA	*	*	*	*		*			*	*	*			*		*	*	*	*
13	SIERRA	*	*	*	*		*			*	*	*			*		*	*	*	*
14	SIERRA	*	*	*	*		*			*	*	*			*		*	*	*	*
15	SIERRA	*	*	*	*		*			*	*	*			*		*	*	*	*
16	SIERRA	*	*	*	*		*			*	*	*			*		*	*	*	*
17	SIERRA	*	*	*	*		*	*		*	*	*		*	*		*	*	*	*
09	SIERRA HYBRID	*	*	*	*		*	*		*	*	*		*	*	*	*	*	*	*


# GM / GMC VEHICLE DIAGNOSTIC COVERAGE


GM / GMC

New or significantly enhanced coverage

17.4

YEARS	MODEL	PARK ASSIST	STEERING ANGLE SENSOR / ALIGNMENT	RADAR SENSOR	RADIO	REAR DRIVE	SEAT MODULES	SERIAL INTERFACE GATEWAY	SERVICE INTERVAL RESET	SIDE OBJECT DETECTION	SUSPENSION	TELEMATICS	TPMS	TRANSFER CASE / REAR DIFF / 4WD	TRAILER INTERFACE CONTROL	VEHICLE COMM INTERFACE	VEHICLE THEFT DETERENT (VTD)	VIDEO PROCESSING CONTROL
07	ACADIA		*		*	*	*		*				*				*	
08	ACADIA	*	*		*	*	*		*				*			*	*	
09	ACADIA	*	*		*	*	*		*				*			*	*	
10 - 12	ACADIA	*	*		*	*	*		*				*			*	*	
13	ACADIA	*	*		*	*	*		*	*			*			*	*	
14	ACADIA	*	*		*	*	*		*	*			*	*		*	*	
15	ACADIA	*	*		*	*	*		*	*			*	*		*	*	
16	ACADIA	*	*		*	*	*		*	*			*	*		*	*	
17	ACADIA	*	*	*	*	*	*	*	*	*	*	*	*	*	*	*	*	*
96 - 97	C/K PICKUP													*			*	
98 - 99	C/K PICKUP													*			*	
00 - 01	C/K PICKUP									*				*			*	
96 - 97	CAB & CHASSIS													*			*	
98 - 99	CAB & CHASSIS													*			*	
00	CAB & CHASSIS													*			*	
01	CAB & CHASSIS													*			*	
02 - 05	CAB & CHASSIS													*			*	
06	CAB & CHASSIS													*			*	
07 - 10	CAB & CHASSIS												*	*			*	
04	CANYON								*					*			*	
05	CANYON					*			*					*		*	*	
06	CANYON					*			*					*		*	*	
07	CANYON					*			*					*		*	*	
08	CANYON					*			*					*		*	*	
09 - 12	CANYON					*			*					*		*	*	
15	CANYON	*	*			*			*	*	*	*	*	*	*	*	*	*
16	CANYON	*	*			*			*	*	*	*	*	*	*	*	*	*
17	CANYON	*	*	*	*	*	*	*	*	*	*	*	*	*	*	*	*	*
98 - 99	ENVOY					*		*	*			*	*	*	*	*	*	*
00 - 01	ENVOY					*		*	*			*	*	*	*	*	*	*
02 - 03	ENVOY					*		*	*			*	*	*	*	*	*	*
04	ENVOY					*		*	*			*	*	*	*	*	*	*
05 - 06	ENVOY				*	*	*	*	*			*	*	*	*	*	*	*
07	ENVOY				*	*	*	*	*			*	*	*	*	*	*	*
08 - 09	ENVOY				*	*	*	*	*			*	*	*	*	*	*	*
96 - 97	JIMMY					*			*				*	*	*	*	*	*
98 - 99	JIMMY					*			*				*	*	*	*	*	*
00 - 04	JIMMY					*			*				*	*	*	*	*	*
05	JIMMY					*			*				*	*	*	*	*	*
96 - 98	SAFARI					*			*				*	*	*	*	*	*
99	SAFARI					*			*				*	*	*	*	*	*
00 - 05	SAFARI					*			*				*	*	*	*	*	*
96 - 99	SAVANA					*			*				*	*	*	*	*	*
00 - 02	SAVANA					*			*				*	*	*	*	*	*
03 - 04	SAVANA					*		*	*				*	*	*	*	*	*
05	SAVANA				*	*	*	*	*				*	*	*	*	*	*
06 - 07	SAVANA				*	*	*	*	*				*	*	*	*	*	*
08	SAVANA				*	*	*	*	*				*	*	*	*	*	*
09 - 10	SAVANA				*	*	*	*	*				*	*	*	*	*	*
11 - 12	SAVANA				*	*	*	*	*				*	*	*	*	*	*
13	SAVANA				*	*	*	*	*				*	*	*	*	*	*
14	SAVANA	*			*	*	*	*	*				*	*	*	*	*	*
15	SAVANA	*			*	*	*	*	*				*	*	*	*	*	*
16	SAVANA	*			*	*	*	*	*				*	*	*	*	*	*
17	SAVANA	*	*	*	*	*	*	*	*	*	*	*	*	*	*	*	*	*
17	SAVANA DIESEL	*	*	*	*	*	*	*	*	*	*	*	*	*	*	*	*	*
99	SIERRA					*			*				*	*	*	*	*	*
00	SIERRA					*			*				*	*	*	*	*	*
01	SIERRA					*			*				*	*	*	*	*	*
02	SIERRA		*			*			*	*	*	*	*	*	*	*	*	*
03 - 04	SIERRA		*			*			*	*	*	*	*	*	*	*	*	*
05	SIERRA		*		*	*	*	*	*	*	*	*	*	*	*	*	*	*
06	SIERRA		*		*	*	*	*	*	*	*	*	*	*	*	*	*	*
07	SIERRA	*	*		*	*	*	*	*	*	*	*	*	*	*	*	*	*
08 - 10	SIERRA	*	*		*	*	*	*	*	*	*	*	*	*	*	*	*	*
11	SIERRA	*	*		*	*	*	*	*	*	*	*	*	*	*	*	*	*
12	SIERRA	*	*		*	*	*	*	*	*	*	*	*	*	*	*	*	*
13	SIERRA	*	*		*	*	*	*	*	*	*	*	*	*	*	*	*	*
14	SIERRA	*	*	*	*	*	*	*	*	*	*	*	*	*	*	*	*	*
15	SIERRA	*	*	*	*	*	*	*	*	*	*	*	*	*	*	*	*	*
16	SIERRA	*	*	*	*	*	*	*	*	*	*	*	*	*	*	*	*	*
17	SIERRA	*	*	*	*	*	*	*	*	*	*	*	*	*	*	*	*	*
09	SIERRA HYBRID	*	*	*	*	*	*	*	*	*	*	*	*	*	*	*	*	*

Return to home 

Return to makes 

# GM / GMC VEHICLE DIAGNOSTIC COVERAGE

GM / GMC

New or significantly enhanced coverage

17.4

YEARS	MODEL	ENGINE	TRANS	ABS / VEHICLE STABILITY / MULTI-AXIS ACCELERATION	AIRBAG	ASSIST STEP CONTROL	BODY	CHASSIS CONTROL MODULE	DISTANCE CRUISE CONTROL	DOOR MODULES	FRONT VIEW CAMERA	FUEL PUMP	GLOW PLUG	HUMAN MACHINE INTERFACE	HVAC	HYBRID / BATTERY CONTROLS / MOTOR	INSTRUMENT	KEYLESS ENTRY	LIFTGATE / ENDGATE MODULE	OCCUPANT / PASSENGER PRESENCE
10	SIERRA HYBRID	*	*	*	*	*	*			*		*			*	*	*	*		*
11	SIERRA HYBRID	*	*	*	*	*	*			*		*			*	*	*	*		*
12	SIERRA HYBRID	*	*	*	*	*	*			*		*			*	*	*	*		*
13	SIERRA HYBRID	*	*	*	*	*	*			*		*	*		*	*	*	*		*
96 - 97	SONOMA	*	*	*	*	*	*								*					
98 - 99	SONOMA	*	*	*	*	*	*								*					
00 - 04	SONOMA	*	*	*	*	*	*								*					
96 - 97	SUBURBAN	*	*	*	*	*	*								*					
98 - 99	SUBURBAN	*	*	*	*	*	*								*					
10	TERRAIN	*	*	*	*	*	*					*			*		*	*	*	*
11	TERRAIN	*	*	*	*	*	*					*			*		*	*	*	*
12	TERRAIN	*	*	*	*	*	*					*			*		*	*	*	*
13	TERRAIN	*	*	*	*	*	*					*			*		*	*	*	*
14 - 15	TERRAIN	*	*	*	*	*	*					*			*		*	*	*	*
16	TERRAIN	*	*	*	*	*	*				*				*		*	*	*	*
17	TERRAIN	*	*	*	*	*	*				*				*		*	*	*	*
96	VANDURA	*	*	*	*	*	*								*					
00	YUKON/YUKON XL	*	*	*	*	*	*								*		*	*		
01 - 02	YUKON/YUKON XL	*	*	*	*	*	*								*		*	*		
03	YUKON/YUKON XL	*	*	*	*	*	*			*					*		*	*		*
04	YUKON/YUKON XL	*	*	*	*	*	*			*					*		*	*		*
05	YUKON/YUKON XL	*	*	*	*	*	*			*					*		*	*		*
06	YUKON/YUKON XL	*	*	*	*	*	*			*					*		*	*		*
07	YUKON/YUKON XL	*	*	*	*	*	*			*					*		*	*	*	*
08	YUKON/YUKON XL	*	*	*	*	*	*			*					*		*	*	*	*
09	YUKON/YUKON XL	*	*	*	*	*	*			*		*			*		*	*	*	*
10 - 13	YUKON/YUKON XL	*	*	*	*	*	*			*		*			*		*	*	*	*
14	YUKON/YUKON XL	*	*	*	*	*	*			*		*			*		*	*	*	*
15	YUKON/YUKON XL	*	*	*	*	*	*	*	*	*		*			*		*	*	*	*
16	YUKON/YUKON XL	*	*	*	*	*	*	*	*	*		*			*		*	*	*	*
17	YUKON/YUKON XL	*	*	*	*	*	*	*	*	*		*			*		*	*	*	*
08	YUKON HYBRID	*	*	*	*	*	*			*					*	*	*	*	*	*
09 - 10	YUKON HYBRID	*	*	*	*	*	*			*		*			*	*	*	*	*	*
11	YUKON HYBRID	*	*	*	*	*	*			*		*			*	*	*	*	*	*
12	YUKON HYBRID	*	*	*	*	*	*			*		*			*	*	*	*	*	*
13	YUKON HYBRID	*	*	*	*	*	*			*		*			*	*	*	*	*	*
02	YUKON/YUKON XL DENALI	*	*	*	*	*	*			*					*		*	*	*	*
03	YUKON/YUKON XL DENALI	*	*	*	*	*	*			*					*		*	*	*	*
04	YUKON/YUKON XL DENALI	*	*	*	*	*	*			*					*		*	*	*	*
05	YUKON/YUKON XL DENALI	*	*	*	*	*	*			*					*		*	*	*	*
06	YUKON/YUKON XL DENALI	*	*	*	*	*	*			*					*		*	*	*	*
07 - 08	YUKON/YUKON XL DENALI	*	*	*	*	*	*			*					*		*	*	*	*

# GM / GMC VEHICLE DIAGNOSTIC COVERAGE

GM / GMC

New or significantly enhanced coverage

17.4

YEARS	MODEL	PARK ASSIST	STEERING ANGLE SENSOR / ALIGNMENT	RADAR SENSOR	RADIO	REAR DRIVE	SEAT MODULES	SERIAL INTERFACE GATEWAY	SERVICE INTERVAL RESET	SIDE OBJECT DETECTION	SUSPENSION	TELEMATICS	TPMS	TRANSFER CASE / REAR DIFF / 4WD	TRAILER INTERFACE CONTROL	VEHICLE COMM INTERFACE	VEHICLE THEFT DETERENT (VTD)	VIDEO PROCESSING CONTROL
10	SIERRA HYBRID	*	*		*		*		*		*		*	*		*	*	
11	SIERRA HYBRID	*	*		*		*		*		*		*	*		*	*	
12	SIERRA HYBRID	*	*		*		*		*		*		*	*		*	*	
13	SIERRA HYBRID		*		*		*		*		*		*	*		*	*	
96 - 97	SONOMA													*				
98 - 99	SONOMA													*				
00 - 04	SONOMA													*				
96 - 97	SUBURBAN													*				
98 - 99	SUBURBAN													*				
10	TERRAIN	*	*		*		*		*		*	*	*					
11	TERRAIN	*	*		*	*	*		*		*	*	*					
12	TERRAIN	*	*		*	*	*		*		*	*	*					
13	TERRAIN	*	*		*	*	*		*	*	*	*	*					
14 - 15	TERRAIN	*	*		*	*	*		*		*	*	*					
16	TERRAIN	*	*		*	*	*		*		*	*	*					
17	TERRAIN	*	*		*	*	*		*	*	*	*	*					
96	VANDURA																	
00	YUKON/YUKON XL							*			*		*				*	
01 - 02	YUKON/YUKON XL							*			*		*					
03	YUKON/YUKON XL		*				*	*			*		*					
04	YUKON/YUKON XL		*				*	*			*		*					
05	YUKON/YUKON XL		*		*		*	*			*		*			*		
06	YUKON/YUKON XL		*		*		*	*			*		*			*		
07	YUKON/YUKON XL	*			*		*	*			*		*			*	*	
08	YUKON/YUKON XL	*			*		*	*			*		*			*	*	
09	YUKON/YUKON XL	*			*		*	*		*	*	*	*			*	*	
10 - 13	YUKON/YUKON XL	*			*		*	*		*	*	*	*			*	*	
14	YUKON/YUKON XL	*			*		*	*		*	*	*	*			*	*	
15	YUKON/YUKON XL	*	*		*		*	*		*	*	*	*			*	*	
16	YUKON/YUKON XL	*	*		*		*	*		*	*	*	*			*	*	
17	YUKON/YUKON XL	*	*		*	*	*	*	*	*	*	*	*			*	*	*
08	YUKON HYBRID	*	*		*		*	*		*	*	*	*			*	*	
09 - 10	YUKON HYBRID	*	*		*		*	*		*	*	*	*			*	*	
11	YUKON HYBRID	*	*		*		*	*		*	*	*	*			*	*	
12	YUKON HYBRID	*	*		*		*	*		*	*	*	*			*	*	
13	YUKON HYBRID	*	*		*		*	*		*	*	*	*			*	*	
02	YUKON/YUKON XL DENALI						*	*		*	*	*	*			*	*	
03	YUKON/YUKON XL DENALI						*	*		*	*	*	*			*	*	
04	YUKON/YUKON XL DENALI		*				*	*		*	*	*	*			*	*	
05	YUKON/YUKON XL DENALI		*				*	*		*	*	*	*			*	*	
06	YUKON/YUKON XL DENALI		*		*		*	*		*	*	*	*			*	*	
07 - 08	YUKON/YUKON XL DENALI		*		*		*	*		*	*	*	*			*	*	

# GM / HUMMER VEHICLE DIAGNOSTIC COVERAGE

## GM / Hummer

New or significantly enhanced coverage

17.4

YEARS	MODEL	ENGINE	TRANS	ABS / VEHICLE STABILITY / MULTI-AXIS ACCELERATION	AIRBAG	BODY	DOOR MODULES	HVAC	INSTRUMENT	KEYLESS ENTRY	OCCUPANT / PASSENGER PRESENCE	RADIO	SEAT MODULES	SERVICE INTERVAL RESET	SUSPENSION	TPMS	TRANSFER CASE / REAR DIFF / 4WD	VEHICLE COMM INTERFACE	VEHICLE THEFT DETERENT (VTD)
01 - 04	H1	*	*																
06	H1 ALPHA	*	*																
03	H2	*	*	*	*	*	*	*	*					*	*		*		
04	H2	*	*	*	*	*	*	*						*	*		*		
05	H2	*	*	*	*	*	*	*				*		*	*		*		
06 - 07	H2	*	*	*	*	*	*	*	*			*		*	*		*		
08	H2	*	*	*	*	*	*	*	*	*		*	*	*	*	*	*		*
09 - 10	H2	*	*	*	*	*	*	*	*	*		*	*	*	*	*	*	*	*
06	H3	*	*	*	*	*			*		*	*		*		*	*		
07	H3	*	*	*	*	*			*		*	*		*		*	*		
08	H3	*	*	*	*	*			*		*	*		*		*	*		
09 - 10	H3	*	*	*	*	*			*		*	*		*		*	*		



GM/ Oldsmobile

New or significantly enhanced coverage

17.4

YEARS	MODEL	ENGINE	TRANS	ABS / VEHICLE STABILITY / MULTI-AXIS ACCELERATION	AIRBAG	BODY	DOOR MODULES	HVAC	INSTRUMENT	KEYLESS ENTRY	LIFTGATE / ENDGATE MODULE	SERVICE INTERVAL RESET	TPMS	TRANSFER CASE / REAR DIFF / 4WD	VEHICLE THEFT DETERENT (VTD)
94 - 98	ACHIEVA	*	*	*	*										
00	ALERO	*	*	*	*	*			*			*			
01 - 02	ALERO	*	*	*	*	*			*	*		*	*		
03 - 04	ALERO	*	*	*	*	*			*	*		*	*		
96 - 99	AURORA	*	*	*	*										
01 - 03	AURORA	*	*	*	*		*		*	*		*			*
96 - 97	BRAVADA	*	*	*	*										
98 - 99	BRAVADA	*	*	*	*	*								*	
00 - 01	BRAVADA	*	*	*	*	*		*	*					*	
02 - 04	BRAVADA	*	*	*	*	*	*	*	*		*	*		*	
95 - 96	CIERA	*	*	*	*										
97	CUTLASS	*	*	*	*										
98 - 99	CUTLASS	*	*	*	*	*									
94 - 97	CUTLASS SUPREME	*	*	*	*										
92 - 95	EIGHTY-EIGHT	*	*	*	*										
96 - 99	EIGHTY-EIGHT	*	*	*	*										
98 - 99	INTRIGUE	*	*	*	*	*									
00 - 02	INTRIGUE	*	*	*	*	*		*				*			
96 - 99	LSS	*	*	*	*										
92 - 96	NINETY-EIGHT	*	*	*	*										
97 - 98	REGENCY	*	*	*	*										
96 - 99	SILHOUETTE	*	*	*	*										
00 - 04	SILHOUETTE	*	*	*	*				*	*		*			*

# GM / PONTIAC VEHICLE DIAGNOSTIC COVERAGE

GM / Pontiac

New or significantly enhanced coverage

17.4

YEARS	MODEL	ENGINE	TRANS	ABS / VEHICLE STABILITY / MULTI-AXIS ACCELERATION	AIRBAG	BODY	DOOR MODULES	HVAC / CLIMATE	INSTRUMENT	KEYLESS ENTRY	OCCUPANT / PASSENGER PRESENCE	POWER STEERING / STEERING ANGLE SENSOR	RADIO	SEAT MODULES	SERVICE INTERVAL RESET	TPMS	VEHICLE COMM INTERFACE	VEHICLE THEFT DETERENT (VTD)	WHEEL ALIGNMENT
01	AZTEK	*	*	*	*	*			*						*			*	
02 - 04	AZTEK	*	*	*	*	*			*						*	*		*	
05	AZTEK	*	*	*	*	*			*		*				*	*		*	
96 - 99	BONNEVILLE	*	*	*	*	*			*		*		*		*	*		*	
00 - 04	BONNEVILLE	*	*	*	*	*	*	*	*	*					*	*		*	
05	BONNEVILLE	*	*	*	*	*	*	*	*	*			*	*	*	*		*	
96 - 98	FIREBIRD	*	*	*	*	*			*					*	*			*	
99	FIREBIRD	*	*	*	*	*			*					*	*			*	
00 - 02	FIREBIRD	*	*	*	*	*			*	*				*	*			*	
07	G3	*	*	*	*	*			*	*				*	*			*	
08	G3	*	*	*	*	*			*	*				*	*	*		*	
09	G3/G3 WAVE	*	*	*	*	*			*	*	*		*		*	*	*	*	*
10	G3	*	*	*	*	*			*	*	*		*		*	*	*	*	*
06	G5	*	*	*	*	*			*	*	*	*	*	*	*	*	*	*	*
07	G5	*	*	*	*	*			*	*	*	*	*	*	*	*	*	*	*
08	G5	*	*	*	*	*			*	*	*	*	*	*	*	*	*	*	*
09 - 10	G5	*	*	*	*	*			*	*	*	*	*	*	*	*	*	*	*
05	G6	*	*	*	*	*			*	*	*	*	*	*	*	*	*	*	*
06	G6	*	*	*	*	*		*	*	*	*	*	*	*	*	*	*	*	*
07	G6	*	*	*	*	*		*	*	*	*	*	*	*	*	*	*	*	*
08 - 10	G6	*	*	*	*	*		*	*	*	*	*	*	*	*	*	*	*	*
08 - 09	G8	*	*	*	*	*		*	*	*	*	*	*	*	*	*	*	*	*
96 - 99	GRAND AM	*	*	*	*	*			*	*	*	*	*	*	*	*	*	*	*
00	GRAND AM	*	*	*	*	*			*	*	*	*	*	*	*	*	*	*	*
01 - 02	GRAND AM	*	*	*	*	*			*	*	*	*	*	*	*	*	*	*	*
03 - 04	GRAND AM	*	*	*	*	*			*	*	*	*	*	*	*	*	*	*	*
05	GRAND AM	*	*	*	*	*			*	*	*	*	*	*	*	*	*	*	*
96 - 99	GRAND PRIX	*	*	*	*	*			*	*	*	*	*	*	*	*	*	*	*
00 - 03	GRAND PRIX	*	*	*	*	*			*	*	*	*	*	*	*	*	*	*	*
04	GRAND PRIX	*	*	*	*	*		*	*	*	*	*	*	*	*	*	*	*	*
05 - 06	GRAND PRIX	*	*	*	*	*		*	*	*	*	*	*	*	*	*	*	*	*
07 - 08	GRAND PRIX	*	*	*	*	*		*	*	*	*	*	*	*	*	*	*	*	*
04	GTO	*	*	*	*	*			*	*	*	*	*	*	*	*	*	*	*
05 - 06	GTO	*	*	*	*	*			*	*	*	*	*	*	*	*	*	*	*
99	MONTANA	*	*	*	*	*			*	*	*	*	*	*	*	*	*	*	*
00 - 03	MONTANA	*	*	*	*	*			*	*	*	*	*	*	*	*	*	*	*
04 - 05	MONTANA	*	*	*	*	*			*	*	*	*	*	*	*	*	*	*	*
05	MONTANA SV6	*	*	*	*	*	*	*	*	*	*	*	*	*	*	*	*	*	*
06	MONTANA SV6	*	*	*	*	*	*	*	*	*	*	*	*	*	*	*	*	*	*
07	MONTANA SV6	*	*	*	*	*	*	*	*	*	*	*	*	*	*	*	*	*	*
08	MONTANA SV6	*	*	*	*	*	*	*	*	*	*	*	*	*	*	*	*	*	*
09	MONTANA SV6	*	*	*	*	*	*	*	*	*	*	*	*	*	*	*	*	*	*
05	PURSUIT	*	*	*	*	*			*	*	*	*	*	*	*	*	*	*	*
06	PURSUIT	*	*	*	*	*			*	*	*	*	*	*	*	*	*	*	*
07	PURSUIT	*	*	*	*	*			*	*	*	*	*	*	*	*	*	*	*
08	PURSUIT	*	*	*	*	*			*	*	*	*	*	*	*	*	*	*	*
06	SOLSTICE	*	*	*	*	*			*	*	*	*	*	*	*	*	*	*	*
07	SOLSTICE	*	*	*	*	*			*	*	*	*	*	*	*	*	*	*	*
08 - 10	SOLSTICE	*	*	*	*	*			*	*	*	*	*	*	*	*	*	*	*
96 - 99	SUNFIRE	*	*	*	*	*			*	*	*	*	*	*	*	*	*	*	*
00 - 04	SUNFIRE	*	*	*	*	*			*	*	*	*	*	*	*	*	*	*	*
05	SUNFIRE	*	*	*	*	*			*	*	*	*	*	*	*	*	*	*	*
06	TORRENT	*	*	*	*	*			*	*	*	*	*	*	*	*	*	*	*
07	TORRENT	*	*	*	*	*			*	*	*	*	*	*	*	*	*	*	*
08	TORRENT	*	*	*	*	*		*	*	*	*	*	*	*	*	*	*	*	*
09	TORRENT	*	*	*	*	*		*	*	*	*	*	*	*	*	*	*	*	*
96 - 98	TRANS SPORT	*	*	*	*	*			*	*	*	*	*	*	*	*	*	*	*
03	VIBE	*	*	*	*	*			*	*	*	*	*	*	*	*	*	*	*
04	VIBE	*	*	*	*	*			*	*	*	*	*	*	*	*	*	*	*
05 - 08	VIBE	*	*	*	*	*			*	*	*	*	*	*	*	*	*	*	*
09	VIBE	*	*	*	*	*		*	*	*	*	*	*	*	*	*	*	*	*
10	VIBE	*	*	*	*	*		*	*	*	*	*	*	*	*	*	*	*	*
05 - 07	WAVE	*	*	*	*	*			*	*	*	*	*	*	*	*	*	*	*
08	WAVE	*	*	*	*	*			*	*	*	*	*	*	*	*	*	*	*

# GM / SATURN VEHICLE DIAGNOSTIC COVERAGE

GM / Saturn

New or significantly enhanced coverage

17.4



YEARS	MODEL	ENGINE	TRANS	ABS / VEHICLE STABILITY / MULTI-AXIS ACCELERATION	AIRBAG	BODY	DOOR MODULES	HVAC	HYBRID / BATTERY CONTROLS / MOTOR	INSTRUMENT	KEYLESS ENTRY	LIFTGATE / ENDGATE MODULE	OCCUPANT / PASSENGER PRESENCE	POWER STEERING / STEERING ANGLE SENSOR	RADIO	REAR DRIVE	SEAT MODULES	SERVICE INTERVAL RESET	TPMS	TRANSFER CASE / REAR DIFF / 4WD	VEHICLE COMM INTERFACE	VEHICLE THEFT DETERENT (VTD)	WHEEL ALIGNMENT
08 - 10	ASTRA	*	*	*	*																		
07	AURA	*	*	*	*			*		*	*		*		*				*	*		*	*
08 - 09	AURA	*	*	*	*	*		*		*	*		*	*	*				*	*	*	*	*
10	AURA	*	*	*	*	*		*		*	*		*	*	*				*	*	*	*	*
07 - 09	AURA HYBRID	*	*	*	*	*		*	*	*	*		*	*	*				*	*	*	*	*
03 - 04	ION	*	*	*	*	*								*	*				*	*		*	*
05	ION	*	*	*	*	*								*	*				*	*		*	*
06 - 07	ION	*	*	*	*	*							*	*	*				*	*		*	*
00 - 01	L-SERIES	*	*	*	*	*				*	*		*		*				*	*		*	*
02	L-SERIES	*	*	*	*	*		*		*	*		*		*				*	*		*	*
03 - 04	L-SERIES	*	*	*	*	*		*		*	*		*		*				*	*		*	*
05	L-SERIES	*	*	*	*	*		*		*	*		*		*		*		*	*		*	*
07	OUTLOOK	*	*	*	*	*	*	*		*	*	*	*		*	*	*	*	*	*	*	*	*
08	OUTLOOK	*	*	*	*	*	*	*		*	*	*	*		*	*	*	*	*	*	*	*	*
09	OUTLOOK	*	*	*	*	*	*	*		*	*	*	*		*	*	*	*	*	*	*	*	*
10	OUTLOOK	*	*	*	*	*	*	*		*	*	*	*		*	*	*	*	*	*	*	*	*
05	RELAY	*	*	*	*	*	*	*		*	*		*		*				*	*		*	*
06	RELAY	*	*	*	*	*	*	*		*	*		*		*				*	*		*	*
07	RELAY	*	*	*	*	*	*	*		*	*		*		*				*	*		*	*
96 - 99	S-SERIES	*	*	*	*	*																	
00 - 02	S-SERIES	*	*	*	*	*				*	*		*		*				*	*		*	*
07	SKY	*	*	*	*	*				*	*		*		*		*	*	*	*	*	*	*
08 - 10	SKY	*	*	*	*	*				*	*		*		*		*	*	*	*	*	*	*
02	VUE	*	*	*	*	*				*	*		*	*	*				*	*		*	*
03 - 04	VUE	*	*	*	*	*				*	*		*	*	*				*	*		*	*
05	VUE	*	*	*	*	*				*	*		*	*	*				*	*		*	*
06 - 07	VUE	*	*	*	*	*				*	*		*	*	*				*	*		*	*
08 - 10	VUE	*	*	*	*	*		*		*	*		*	*	*	*			*	*	*	*	*
07	VUE HYBRID	*	*	*	*	*		*	*	*	*		*	*	*	*			*	*	*	*	*
08	VUE HYBRID	*	*	*	*	*		*	*	*	*		*	*	*	*			*	*	*	*	*
09	VUE HYBRID	*	*	*	*	*		*	*	*	*		*	*	*	*			*	*	*	*	*

## GM / Spartan

New or significantly enhanced coverage

17.4

YEARS	MODEL	ENGINE	TRANS	AIRBAG	TRANSFER CASE / REAR DIFF / 4WD
96 - 97	MOTOR HOME	♦	♦	♦	
98	MOTOR HOME	♦	♦	♦	♦

[Return to home](#) [Return to makes](#) 

## GM / Workhorse

New or significantly enhanced coverage

17.4



YEARS	MODEL	ENGINE	TRANS	ABS / VEHICLE STABILITY / MULTI-AXIS ACCELERATION	AIRBAG	GLOW PLUG
00	P & W SERIES	◆	◆	◆	◆	
01 - 03	P & W SERIES	◆	◆	◆		
04	P & W SERIES	◆	◆	◆		
05	P & W SERIES	◆	◆	◆		
06	P & W SERIES	◆	◆	◆		◆
07	P & W SERIES	◆	◆	◆		
08	P & W SERIES	◆	◆			
09 - 11	P & W SERIES	◆	◆			
12	P & W SERIES	◆	◆			

## ALFA ROMEO

New or significantly enhanced coverage

17.4

YEARS	MODEL	ENGINE	TRANS	ABS	AIRBAG	BODY	INSTRUMENT	SERVICE INTERVAL RESET	TPMS	PARK ASSIST	WHEEL ALIGNMENT	PROXI ALIGNMENT
15	4C COUPE	♦	♦	♦	♦	♦	♦	♦	♦	♦	♦	♦
16	4C COUPE	♦	♦	♦	♦	♦	♦	♦	♦	♦	♦	♦
15	4C COUPE LAUNCH	♦	♦	♦	♦	♦	♦	♦	♦	♦	♦	♦
16	4C COUPE LAUNCH	♦	♦	♦	♦	♦	♦	♦	♦	♦	♦	♦
15	4C SPIDER	♦	♦	♦	♦	♦	♦	♦	♦	♦	♦	♦
16	4C SPIDER	♦	♦	♦	♦	♦	♦	♦	♦	♦	♦	♦
15	4C SPIDER LAUNCH	♦	♦	♦	♦	♦	♦	♦	♦	♦	♦	♦
16	4C SPIDER LAUNCH	♦	♦	♦	♦	♦	♦	♦	♦	♦	♦	♦

Return to home Return to makes 

# BMW VEHICLE DIAGNOSTIC COVERAGE

BMW

New or significantly enhanced coverage

17.4

YEARS	MODEL	ENGINE	TRANS	ABS	AIRBAG	ALL AROUND VISION CAMERA (TRSVIC)	AUTOMATIC LUGGAGE COMPARTMENT (HKL)	BODY	BODY ELEC	CAMERA BASED DRIVER SUPPORT	CENTRAL INFO DISPLAY	CENTRAL GATEWAY MODULE	CHASIS	COMBOX MEDIA (CBX MEDIA / TEL)	CONVERTIBLE TOP	CRUISE CONTROL	DAMPER CONTROL (EDC)	DAMPER SATELLIT E MODULES	DOOR MODULE	ELEC POWER STEERING	FOOTWEL L MODULE	FUEL PUMP
07	1-SERIES (E82)	*	*	*	*															*	*	*
08	1-SERIES (E82)	*	*	*	*			*												*	*	*
09 - 12	1-SERIES (E82/E88)	*	*	*	*			*								*				*	*	*
13	1-SERIES (E82/E88)	*	*	*	*			*							*					*	*	*
08	1-SERIES (E87/E88)	*	*	*	*			*												*	*	*
14	2-SERIES (F22/F45)	*	*	*	*	*	*	*						*		*	*	*		*	*	*
15	2-SERIES (F22)	*	*	*	*	*	*	*		*				*		*	*	*		*	*	*
16	2-SERIES (F22)	*	*	*	*	*	*	*	*	*					*	*	*	*		*	*	*
16	2-SERIES (F23)	*	*	*	*	*	*	*	*	*					*	*	*	*		*	*	*
16	2-SERIES (F87)	*	*	*	*	*	*	*	*	*					*	*	*	*		*	*	*
92 - 93	3-SERIES (E30)	*																				
92 - 99	3-SERIES (E36)	*	*	*	*																	
97 - 03	3-SERIES (E46)	*	*	*	*																	
04 - 06	3-SERIES (E46)	*	*	*	*																	*
07	3-SERIES (E46)	*	*	*	*			*												*	*	*
08	3-SERIES (E46)	*	*	*	*			*												*	*	*
09	3-SERIES (E46)	*	*	*	*			*							*	*				*	*	*
10	3-SERIES (E46)	*	*	*	*			*								*				*	*	*
11 - 12	3-SERIES (E90)	*	*	*	*			*								*				*	*	*
13	3-SERIES (E90)	*	*	*	*			*								*				*	*	*
06 - 07	3-SERIES (E91)	*	*	*	*			*												*	*	*
08	3-SERIES (E91)	*	*	*	*			*												*	*	*
09	3-SERIES (E91)	*	*	*	*			*							*	*				*	*	*
10 - 12	3-SERIES (E91)	*	*	*	*			*								*				*	*	*
13	3-SERIES (E91)	*	*	*	*			*								*				*	*	*
06	3-SERIES (E90/E91)	*	*	*	*			*												*	*	*
06	3-SERIES (E92)	*	*	*	*			*												*	*	*
07	3-SERIES (E92)	*	*	*	*			*												*	*	*
09	3-SERIES (E92)	*	*	*	*			*							*	*				*	*	*
06	3-SERIES (E93)	*	*	*	*			*												*	*	*
07	3-SERIES (E93)	*	*	*	*			*												*	*	*
09	3-SERIES (E93)	*	*	*	*			*							*	*				*	*	*
10 - 11	3-SERIES (E92/E93)	*	*	*	*			*							*	*				*	*	*
12	3-SERIES (E92/E93)	*	*	*	*			*							*	*				*	*	*
13	3-SERIES (E92/E93)	*	*	*	*			*							*	*				*	*	*
12 - 13	3-SERIES (F30)	*	*	*	*	*	*	*	*	*				*		*	*	*		*	*	*
16	3-SERIES (F30)	*	*	*	*	*	*	*	*	*	*			*		*	*	*		*	*	*
16	3-SERIES (F30) HYBRID	*	*	*	*	*	*	*	*	*	*			*		*	*	*		*	*	*
14	3-SERIES (F30/F31)	*	*	*	*	*	*	*	*	*				*		*	*	*		*	*	*
15	3-SERIES (F30/F31/F80)	*	*	*	*	*	*	*	*	*				*		*	*	*		*	*	*
16	3-SERIES (F31)	*	*	*	*	*	*	*	*	*	*			*		*	*	*		*	*	*
13	3-SERIES GT (F34)	*	*	*	*	*	*	*	*	*				*		*	*	*		*	*	*
14	3-SERIES GT (F34)	*	*	*	*	*	*	*	*	*				*		*	*	*		*	*	*
15	3-SERIES GT (F34)	*	*	*	*	*	*	*	*	*				*		*	*	*		*	*	*
16	3-SERIES GT (F34)	*	*	*	*	*	*	*	*	*				*		*	*	*		*	*	*
16	3-SERIES GT (F34 Ici)	*	*	*	*	*	*	*	*	*				*		*	*	*		*	*	*
16	3-Series M (F80 LCI)	*	*	*	*	*	*	*	*	*				*		*	*	*		*	*	*
16	4- SERIES (F32)	*	*	*	*	*	*	*	*	*				*		*	*	*		*	*	*
16	4- SERIES (F32 LCI)	*	*	*	*	*	*	*	*	*				*		*	*	*		*	*	*
14	4-SERIES (F32/F33/F82)	*	*	*	*	*	*	*	*	*				*	*	*	*	*		*	*	*
15	4-SERIES (F32/F33/F82)	*	*	*	*	*	*	*	*	*				*	*	*	*	*		*	*	*
16	4- SERIES (F33)	*	*	*	*	*	*	*	*	*				*		*	*	*		*	*	*
16	4- SERIES (F33 LCI)	*	*	*	*	*	*	*	*	*				*		*	*	*		*	*	*
15	4-SERIES GC (F36)	*	*	*	*	*	*	*	*	*				*		*	*	*		*	*	*
16	4-SERIES GC (F82)	*	*	*	*	*	*	*	*	*				*		*	*	*		*	*	*
16	4- SERIES (F82 LCI)	*	*	*	*	*	*	*	*	*				*		*	*	*		*	*	*
16	5- SERIES M (F10)	*	*	*	*	*	*	*	*	*				*		*	*	*		*	*	*
16	5- SERIES (F10 LCI)	*	*	*	*	*	*	*	*	*				*		*	*	*		*	*	*

# BMW VEHICLE DIAGNOSTIC COVERAGE

BMW

New or significantly enhanced coverage

17.4

YEARS	MODEL	ENGINE	TRANS	ABS	AIRBAG	ALL AROUND VISION CAMERA (TRSVIC)	AUTOMATIC LUGGAGE COMPARTMENT (HKL)	BODY	BODY ELEC	CAMERA BASED DRIVER SUPPORT	CENTRAL INFO DISPLAY	CENTRAL GATEWAY MODULE	CHASIS	COMBOX MEDIA (CBX MEDIA / TEL)	CONVERTIBLE TOP	CRUISE CONTROL	DAMPER CONTROL (EDC)	DAMPER SATELLITE MODULES	DOOR MODULE	ELEC POWER STEERING	FOOTWEL L MODULE	FUEL PUMP
16	5- SERIES (F10 LCI) HYBRID	*	*	*	*	*	*			*						*	*			*		*
16	5- SERIES (F10 LCI) DIESEL	*	*	*	*	*	*			*	*	*	*	*		*	*			*		*
92 - 95	5-SERIES (E34)	*	*	*	*																	
96 - 04	5-SERIES (E39)	*	*	*	*																	
04 - 06	5-SERIES (E60)	*	*	*	*				*	*									*	*		*
07	5-SERIES (E60)	*	*	*	*				*	*									*	*		*
08	5-SERIES (E60)	*	*	*	*				*	*									*	*		*
09	5-SERIES (E60)	*	*	*	*				*	*						*			*	*		*
04 - 05	5-SERIES (E61)	*	*	*	*				*	*									*	*		*
06	5-SERIES (E61)	*	*	*	*				*	*									*	*		*
07	5-SERIES (E61)	*	*	*	*				*	*									*	*		*
08	5-SERIES (E61)	*	*	*	*				*	*									*	*		*
09	5-SERIES (E61)	*	*	*	*				*	*						*			*	*		*
10 - 11	5-SERIES (E60/E61)	*	*	*	*				*	*						*			*	*		*
10 - 11	5-SERIES (F10)	*	*	*	*	*	*	*	*	*				*		*	*	*	*	*	*	*
12 - 13	5-SERIES (F10)	*	*	*	*	*	*	*	*	*				*		*	*	*	*	*	*	*
14	5-SERIES (F10)	*	*	*	*	*	*	*	*	*				*		*	*	*	*	*	*	*
15	5-SERIES (F10)	*	*	*	*	*	*	*	*	*				*		*	*	*	*	*	*	*
10 - 12	5-SERIES GT (F07)	*	*	*	*	*	*	*	*	*				*		*	*	*	*	*	*	*
13	5-SERIES GT (F07)	*	*	*	*	*	*	*	*	*				*		*	*	*	*	*	*	*
14	5-SERIES GT (F07)	*	*	*	*	*	*	*	*	*				*		*	*	*	*	*	*	*
15	5-SERIES GT (F07)	*	*	*	*	*	*	*	*	*				*		*	*	*	*	*	*	*
04	6-SERIES (E63)	*	*	*	*				*	*									*	*		*
05	6-SERIES (E63)	*	*	*	*				*	*									*	*		*
06	6-SERIES (E63)	*	*	*	*				*	*									*	*		*
07	6-SERIES (E63)	*	*	*	*				*	*									*	*		*
08	6-SERIES (E63)	*	*	*	*				*	*					*				*	*		*
09	6-SERIES (E63)	*	*	*	*				*	*					*				*	*		*
06	6-SERIES (E64)	*	*	*	*				*	*									*	*		*
07	6-SERIES (E64)	*	*	*	*				*	*									*	*		*
08	6-SERIES (E64)	*	*	*	*				*	*					*				*	*		*
09	6-SERIES (E64)	*	*	*	*				*	*					*				*	*		*
10	6-SERIES (E63/E64)	*	*	*	*				*	*					*	*	*	*	*	*	*	*
11	6-SERIES (E63/E64)	*	*	*	*				*	*					*	*	*	*	*	*	*	*
13 - 14	6-SERIES (F06)	*	*	*	*	*	*							*	*	*	*	*	*	*	*	*
15	6-SERIES (F06)	*	*	*	*	*	*							*	*	*	*	*	*	*	*	*
16	6- SERIES (F12)	*	*	*	*	*	*			*	*			*	*	*	*	*	*	*	*	*
11	6-SERIES (F12/F13)	*	*	*	*	*	*	*	*	*				*	*	*	*	*	*	*	*	*
12	6-SERIES (F12/F13)	*	*	*	*	*	*	*	*	*				*	*	*	*	*	*	*	*	*
13	6-SERIES (F12/F13)	*	*	*	*	*	*	*	*	*				*	*	*	*	*	*	*	*	*
14	6-SERIES (F12/F13)	*	*	*	*	*	*	*	*	*				*	*	*	*	*	*	*	*	*
15	6-SERIES (F12/F13)	*	*	*	*	*	*	*	*	*				*	*	*	*	*	*	*	*	*
16	6- SERIES (F13)	*	*	*	*	*	*			*	*			*	*	*	*	*	*	*	*	*
16	7- SERIES (G11/G12)	*	*	*	*	*	*	*	*	*				*	*	*	*	*	*	*	*	*
92 - 94	7-SERIES (E32)	*	*	*	*																	
94 - 00	7-SERIES (E38)	*	*	*	*																	
02 - 03	7-SERIES (E65)	*	*	*	*				*	*									*	*		*
04 - 08	7-SERIES (E65)	*	*	*	*				*	*									*	*		*
09	7-SERIES (E65)	*	*	*	*				*	*									*	*		*
02 - 03	7-SERIES (E66)	*	*	*	*				*	*									*	*		*
04 - 08	7-SERIES (E66)	*	*	*	*				*	*									*	*		*
09	7-SERIES (E66)	*	*	*	*				*	*									*	*		*
08	7-SERIES (F01)	*	*	*	*	*	*	*	*	*				*		*	*	*	*	*	*	*
09	7-SERIES (F01)	*	*	*	*	*	*	*	*	*				*		*	*	*	*	*	*	*
08	7-SERIES (F01)	*	*	*	*	*	*	*	*	*				*		*	*	*	*	*	*	*
09	7-SERIES (F01)	*	*	*	*	*	*	*	*	*				*		*	*	*	*	*	*	*
10 - 13	7-SERIES (F01/F02)	*	*	*	*	*	*	*	*	*				*		*	*	*	*	*	*	*




# BMW VEHICLE DIAGNOSTIC COVERAGE


BMW

New or significantly enhanced coverage

17.4

YEARS	MODEL	ENGINE	TRANS	ABS	AIRBAG	ALL AROUND VISION CAMERA (TR SVC)	AUTOMATIC LUGGAGE COMPARTMENT (HKL)	BODY	BODY ELEC	CAMERA BASED DRIVER SUPPORT	CENTRAL INFO DISPLAY	CENTRAL GATEWAY MODULE	CHASIS	COMBOX MEDIA (CBX MEDIA / TEL)	CONVERTIBLE TOP	CRUISE CONTROL	DAMPER CONTROL (EDC)	DAMPER SATELLITE MODULES	DOOR MODULE	ELEC POWER STEERING	FOOTWEL L MODULE	FUEL PUMP
14	7-SERIES (F01/F02)	*	*	*	*	*	*							*		*	*	*		*	*	*
15	7-SERIES (F01/F02/F04)	*	*	*	*	*	*	*						*		*	*	*		*	*	*
14	i-SERIES (i01)	*		*	*	*	*	*						*		*	*	*		*	*	*
15	i-SERIES (i01)	*		*	*	*	*	*						*		*	*	*		*	*	*
16	i-Series (i01)	*		*	*	*	*	*	*					*		*	*	*		*	*	*
14	i-SERIES (i12)	*		*	*	*	*	*						*		*	*	*		*	*	*
15	i-SERIES (i12)	*		*	*	*	*	*						*		*	*	*		*	*	*
16	I- SERIES (I12)	*		*	*	*	*	*	*					*		*	*	*		*	*	*
92 - 97	8-SERIES (E31)	*	*	*	*	*	*															
10 - 12	X1 (E84)	*	*	*	*	*	*	*													*	*
13	X1 (E84)	*	*	*	*	*	*	*													*	*
14	X1 (E84)	*	*	*	*	*	*	*													*	*
15	X1 (E84)	*	*	*	*	*	*	*													*	*
16	X1 (F48)	*	*	*	*	*	*	*	*	*						*				*	*	*
04 - 08	X3 (E83)	*	*	*	*	*	*	*								*				*	*	*
09 - 10	X3 (E83)	*	*	*	*	*	*	*								*				*	*	*
11	X3 (E83)	*	*	*	*	*	*	*								*				*	*	*
10 - 11	X3 (F25)	*	*	*	*	*	*	*	*					*		*	*	*		*	*	*
12	X3 (F25)	*	*	*	*	*	*	*	*					*		*	*	*		*	*	*
13	X3 (F25)	*	*	*	*	*	*	*	*					*		*	*	*		*	*	*
14	X3 (F25)	*	*	*	*	*	*	*	*					*		*	*	*		*	*	*
15	X3 (F25)	*	*	*	*	*	*	*	*					*		*	*	*		*	*	*
16	X3 (F25)	*	*	*	*	*	*	*	*	*				*		*	*	*		*	*	*
16	X3 (F25) DIESEL	*	*	*	*	*	*	*	*	*				*		*	*	*		*	*	*
15	X4 (F26)	*	*	*	*	*	*	*	*												*	*
16	X4 (F26)	*	*	*	*	*	*	*	*	*						*					*	*
99 - 03	X5 (E53)	*	*	*	*	*	*	*	*													
04 - 06	X5 (E53)	*	*	*	*	*	*	*	*													
07 - 08	X5 (E70)	*	*	*	*	*	*	*	*											*	*	*
09	X5 (E70)	*	*	*	*	*	*	*	*							*				*	*	*
10 - 12	X5 (E70)	*	*	*	*	*	*	*	*							*				*	*	*
13	X5 (E70)	*	*	*	*	*	*	*	*							*				*	*	*
14	X5 (F15)	*	*	*	*	*	*	*	*							*				*	*	*
16	X5 (F15)	*	*	*	*	*	*	*	*	*						*				*	*	*
15	X5 (F15/F85)	*	*	*	*	*	*	*	*					*		*	*	*		*	*	*
16	X5 (F16)	*	*	*	*	*	*	*	*	*						*				*	*	*
16	X5 (F85)	*	*	*	*	*	*	*	*	*						*				*	*	*
16	X5 (X86)	*	*	*	*	*	*	*	*	*						*				*	*	*
08	X6 (E71)	*	*	*	*	*	*	*	*											*	*	*
09 - 12	X6 (E71)	*	*	*	*	*	*	*	*							*				*	*	*
13	X6 (E71)	*	*	*	*	*	*	*	*							*				*	*	*
14	X6 (E71)	*	*	*	*	*	*	*	*							*				*	*	*
09 - 10	X6 (E72)	*	*	*	*	*	*	*	*							*				*	*	*
11	X6 (E72)	*	*	*	*	*	*	*	*							*				*	*	*
16	X6 (F86)	*	*	*	*	*	*	*	*	*						*				*	*	*
96 - 02	Z3 (E36)	*	*	*	*	*	*	*	*											*	*	*
03	Z4 (E85)	*	*	*	*	*	*	*	*											*	*	*
04 - 07	Z4 (E85)	*	*	*	*	*	*	*	*											*	*	*
08	Z4 (E85)	*	*	*	*	*	*	*	*						*					*	*	*
09 - 10	Z4 (E89)	*	*	*	*	*	*	*	*						*					*	*	*
11	Z4 (E89)	*	*	*	*	*	*	*	*						*					*	*	*
12	Z4 (E89)	*	*	*	*	*	*	*	*						*					*	*	*
13 - 15	Z4 (E89)	*	*	*	*	*	*	*	*						*					*	*	*
16	Z4 (E89)	*	*	*	*	*	*	*	*						*					*	*	*
99 - 03	Z8 (E52)	*	*	*	*	*	*	*	*											*	*	*

Return to home 

Return to makes 

# BMW VEHICLE DIAGNOSTIC COVERAGE

BMW

New or significantly enhanced coverage

17.4

YEARS	MODEL	GEAR SELECTOR SWITCH	HEAD UNIT	HVA C	IMMO-BILIZER	INSTRU-MENT	JUNCTION BOX	LANE CHANGE WARNING	LIGHTS MODULE	LONGITUDINAL DYNAMICS MANAGEMENT	NAVIGATION	PARK DISTANCE CONTROL	PARKING BRAKE	PARKTRONICS	POWER MGMT	RADIO	RAIN LIGHT SENSOR	REAR ENTERTAINMENT	ROLL BAR SYSTEM	SEAT MODULE	SERVICE INTERVAL RESET	STEERING ANGLE SENSOR
07	1-SERIES (E82)			*	*	*	*					*					*			*	*	
08	1-SERIES (E82)			*	*	*	*					*					*			*	*	
09 - 12	1-SERIES (E82/E88)			*	*	*	*		*		*	*					*			*	*	
13	1-SERIES (E82/E88)			*	*	*	*				*	*					*			*	*	
08	1-SERIES (E87/E88)			*	*	*	*					*					*			*	*	
14	2-SERIES (F22/F45)	*		*	*	*	*	*				*					*			*	*	
15	2-SERIES (F22)	*		*	*	*	*	*				*				*			*	*	*	
16	2-SERIES (F22)	*		*	*	*	*	*				*	*	*		*			*	*	*	
16	2-SERIES (F23)	*		*	*	*	*	*				*	*	*		*			*	*	*	
16	2-SERIES (F87)	*		*	*	*	*	*				*	*	*		*			*	*	*	
92 - 93	3-SERIES (E30)																				*	
92 - 99	3-SERIES (E36)																				*	
97 - 03	3-SERIES (E46)			*	*	*	*					*									*	
04 - 06	3-SERIES (E46)			*	*	*	*					*									*	
07	3-SERIES (E46)			*	*	*	*					*					*			*	*	
08	3-SERIES (E46)			*	*	*	*					*					*			*	*	
09	3-SERIES (E46)			*	*	*	*					*					*			*	*	
10	3-SERIES (E46)			*	*	*	*			*	*	*					*			*	*	
11 - 12	3-SERIES (E90)			*	*	*	*			*	*	*					*			*	*	
13	3-SERIES (E90)			*	*	*	*			*	*	*					*			*	*	
06 - 07	3-SERIES (E91)			*	*	*	*					*					*			*	*	
08	3-SERIES (E91)			*	*	*	*					*					*			*	*	
09	3-SERIES (E91)			*	*	*	*			*	*	*					*			*	*	
10 - 12	3-SERIES (E91)			*	*	*	*			*	*	*					*			*	*	
13	3-SERIES (E91)			*	*	*	*			*	*	*					*			*	*	
06	3-SERIES (E90/E91)			*	*	*	*					*					*			*	*	
06	3-SERIES (E92)			*	*	*	*					*					*			*	*	
07	3-SERIES (E92)			*	*	*	*					*					*			*	*	
09	3-SERIES (E92)			*	*	*	*			*	*	*					*			*	*	
06	3-SERIES (E93)			*	*	*	*					*					*			*	*	
07	3-SERIES (E93)			*	*	*	*					*					*			*	*	
09	3-SERIES (E93)			*	*	*	*			*	*	*					*			*	*	
10 - 11	3-SERIES (E92/E93)			*	*	*	*			*	*	*					*			*	*	
12	3-SERIES (E92/E93)			*	*	*	*			*	*	*					*		*	*	*	
13	3-SERIES (E92/E93)			*	*	*	*			*	*	*					*		*	*	*	
12 - 13	3-SERIES (F30)	*		*	*	*	*	*				*				*			*	*	*	
16	3-SERIES (F30)	*		*	*	*	*	*	*			*	*	*		*			*	*	*	
16	3-SERIES (F30) HYBRID	*		*	*	*	*	*	*			*	*	*		*			*	*	*	
14	3-SERIES (F30/F31)	*		*	*	*	*	*	*			*	*	*		*			*	*	*	
15	3-SERIES (F30/F31/F80)	*		*	*	*	*	*	*			*	*	*		*			*	*	*	
16	3-SERIES (F31)	*		*	*	*	*	*	*			*	*	*		*			*	*	*	
13	3-SERIES GT (F34)	*		*	*	*	*	*	*			*	*	*		*			*	*	*	
14	3-SERIES GT (F34)	*		*	*	*	*	*	*			*	*	*		*			*	*	*	
15	3-SERIES GT (F34)	*		*	*	*	*	*	*			*	*	*		*			*	*	*	
16	3-SERIES GT (F34)	*		*	*	*	*	*	*			*	*	*		*			*	*	*	
16	3-SERIES GT (F34 ICI)	*		*	*	*	*	*	*			*	*	*		*			*	*	*	
16	3-SERIES M (F80 LCI)	*		*	*	*	*	*	*			*	*	*		*			*	*	*	
16	4-SERIES (F32)	*		*	*	*	*	*	*			*	*	*		*			*	*	*	
16	4-SERIES (F32 LCI)	*		*	*	*	*	*	*			*	*	*		*			*	*	*	
14	4-SERIES (F32/F33/F82)	*		*	*	*	*	*	*			*	*	*		*			*	*	*	
15	4-SERIES (F32/F33/F82)	*		*	*	*	*	*	*			*	*	*		*			*	*	*	
16	4-SERIES (F33)	*		*	*	*	*	*	*			*	*	*		*			*	*	*	
16	4-SERIES (F33 LCI)	*		*	*	*	*	*	*			*	*	*		*			*	*	*	
15	4-SERIES GC (F36)	*		*	*	*	*	*	*			*	*	*		*			*	*	*	
16	4-SERIES GC (F82)	*		*	*	*	*	*	*			*	*	*		*			*	*	*	
16	4-SERIES (F82 LCI)	*		*	*	*	*	*	*			*	*	*		*			*	*	*	
16	5-SERIES M (F10)	*		*	*	*	*	*	*			*	*	*		*			*	*	*	
16	5-SERIES (F10 LCI)	*		*	*	*	*	*	*			*	*	*		*			*	*	*	

# BMW VEHICLE DIAGNOSTIC COVERAGE

BMW

New or significantly enhanced coverage

17.4

YEARS	MODEL	GEAR SELECTOR SWITCH	HEAD UNIT	HVA C	IMMO-BILIZER	INSTRUMENT	JUNCTION BOX	LANE CHANGE WARNING	LIGHTS MODULE	LONGITUDINAL DYNAMICS MANAGEMENT	NAVIGATION	PARK DISTANCE CONTROL	PARKING BRAKE	PARKTRONICS	POWER MGMT	RADIO	RAIN LIGHT SENSOR	REAR ENTERTAINMENT	ROLL BAR SYSTEM	SEAT MODULE	SERVICE INTERVAL RESET	STEERING ANGLE SENSOR
16	5-SERIES (F10 LCI) HYBRID	*		*	*	*	*	*				*	*	*		*				*	*	
16	5-SERIES (F10 LCI) DIESEL	*		*	*	*	*	*				*	*	*		*				*	*	
92 - 95	5-SERIES (E34)																				*	
96 - 04	5-SERIES (E39)			*	*	*						*									*	*
04 - 06	5-SERIES (E60)			*	*	*			*			*			*		*			*	*	*
07	5-SERIES (E60)			*	*	*			*			*			*		*			*	*	*
08	5-SERIES (E60)	*		*	*	*			*			*			*		*		*	*	*	*
09	5-SERIES (E60)	*		*	*	*			*	*	*	*			*		*		*	*	*	*
04 - 05	5-SERIES (E61)			*	*	*			*			*			*		*			*	*	*
06	5-SERIES (E61)			*	*	*			*			*			*		*			*	*	*
07	5-SERIES (E61)			*	*	*			*			*			*		*			*	*	*
08	5-SERIES (E61)	*		*	*	*			*			*			*		*		*	*	*	*
09	5-SERIES (E61)	*		*	*	*			*	*	*	*			*		*		*	*	*	*
10 - 11	5-SERIES (E60/E61)	*		*	*	*			*	*	*	*			*		*		*	*	*	*
10 - 11	5-SERIES (F10)	*		*	*	*	*	*			*	*			*	*	*			*	*	*
12 - 13	5-SERIES (F10)	*		*	*	*	*	*			*	*			*	*	*			*	*	*
14	5-SERIES (F10)	*		*	*	*	*	*			*	*			*	*	*			*	*	*
15	5-SERIES (F10)	*		*	*	*	*	*			*	*			*	*	*			*	*	*
10 - 12	5-SERIES GT (F07)	*		*	*	*	*	*			*	*			*	*	*			*	*	*
13	5-SERIES GT (F07)	*		*	*	*	*	*			*	*			*	*	*			*	*	*
14	5-SERIES GT (F07)	*		*	*	*	*	*			*	*			*	*	*			*	*	*
15	5-SERIES GT (F07)	*		*	*	*	*	*			*	*			*	*	*			*	*	*
04	6-SERIES (E63)			*	*	*					*				*		*				*	*
05	6-SERIES (E63)			*	*	*			*		*				*		*				*	*
06	6-SERIES (E63)			*	*	*			*		*				*		*				*	*
07	6-SERIES (E63)			*	*	*			*		*				*		*				*	*
08	6-SERIES (E63)			*	*	*			*		*				*		*				*	*
09	6-SERIES (E63)			*	*	*			*	*	*				*		*				*	*
06	6-SERIES (E64)			*	*	*			*		*				*		*				*	*
07	6-SERIES (E64)			*	*	*			*		*				*		*				*	*
08	6-SERIES (E64)			*	*	*			*		*				*		*				*	*
09	6-SERIES (E64)			*	*	*			*		*				*		*				*	*
10	6-SERIES (E63/E64)			*	*	*			*	*	*				*		*		*		*	*
11	6-SERIES (E63/E64)			*	*	*			*	*	*				*		*		*		*	*
13 - 14	6-SERIES (F06)	*		*	*	*	*	*			*	*			*	*	*			*	*	*
15	6-SERIES (F06)	*		*	*	*	*	*			*	*			*	*	*			*	*	*
16	6-SERIES (F12)	*		*	*	*	*	*			*	*	*	*	*	*	*			*	*	*
11	6-SERIES (F12/F13)	*		*	*	*	*	*			*	*			*	*	*			*	*	*
12	6-SERIES (F12/F13)	*		*	*	*	*	*			*	*			*	*	*			*	*	*
13	6-SERIES (F12/F13)	*		*	*	*	*	*			*	*			*	*	*			*	*	*
14	6-SERIES (F12/F13)	*		*	*	*	*	*			*	*			*	*	*			*	*	*
15	6-SERIES (F12/F13)	*		*	*	*	*	*			*	*			*	*	*			*	*	*
16	6-SERIES (F13)	*		*	*	*	*	*			*	*	*	*	*	*	*			*	*	*
16	7-SERIES (G11/G12)	*	*	*	*	*	*	*			*	*	*	*	*	*	*	*	*	*	*	*
92 - 94	7-SERIES (E32)																	*			*	*
94 - 00	7-SERIES (E38)			*							*										*	*
02 - 03	7-SERIES (E65)			*	*	*					*	*			*		*			*	*	*
04 - 08	7-SERIES (E65)			*	*	*			*		*	*			*		*			*	*	*
09	7-SERIES (E65)			*	*	*			*	*	*	*			*		*			*	*	*
02 - 03	7-SERIES (E66)			*	*	*			*		*	*			*		*			*	*	*
04 - 08	7-SERIES (E66)			*	*	*			*		*	*			*		*			*	*	*
09	7-SERIES (E66)			*	*	*			*	*	*	*			*		*			*	*	*
08	7-SERIES (F01)	*		*	*	*	*	*			*	*			*		*			*	*	*
09	7-SERIES (F01)	*		*	*	*	*	*			*	*			*		*			*	*	*
08	7-SERIES (F01)	*		*	*	*	*	*			*	*			*	*	*			*	*	*
09	7-SERIES (F01)	*		*	*	*	*	*			*	*			*	*	*			*	*	*
10 - 13	7-SERIES (F01/F02)	*		*	*	*	*	*			*	*			*	*	*			*	*	*
14	7-SERIES (F01/F02)	*		*	*	*	*	*			*	*			*	*	*			*	*	*

# BMW VEHICLE DIAGNOSTIC COVERAGE

BMW

New or significantly enhanced coverage

17.4

YEARS	MODEL	GEAR SELECTOR SWITCH	HEAD UNIT	HVA C	IMMO-BILIZER	INSTRUMENT	JUNCTION BOX	LANE CHANGE WARNING	LIGHTS MODULE	LONGITUDINAL DYNAMICS MANAGEMENT	NAVIGATION	PARK DISTANCE CONTROL	PARKING BRAKE	PARKTRONICS	POWER MGMT	RADIO	RAIN LIGHT SENSOR	REAR ENTERTAINMENT	ROLL BAR SYSTEM	SEAT MODULE	SERVICE INTERVAL RESET	STEERING ANGLE SENSOR
15	7-SERIES (F01/F02/F04)	*		*	*	*	*	*				*				*				*	*	
14	i-SERIES (i01)	*		*		*					*									*	*	
15	i-SERIES (i01)	*		*		*					*									*	*	
16	i-Series (i01)	*		*		*			*		*		*			*				*	*	
14	i-SERIES (i12)	*		*		*					*									*	*	
15	i-SERIES (i12)	*		*		*					*									*	*	
16	I-SERIES (I12)	*		*		*			*		*		*			*				*	*	
92 - 97	8-SERIES (E31)																				*	
10 - 12	X1 (E84)			*	*	*	*		*		*						*			*	*	
13	X1 (E84)			*	*	*	*				*						*			*	*	
14	X1 (E84)			*	*	*	*				*						*			*	*	
15	X1 (E84)			*	*	*	*				*						*			*	*	
16	X1 (F48)	*		*		*		*			*		*			*				*	*	
04 - 08	X3 (E83)			*	*	*					*										*	
09 - 10	X3 (E83)			*	*	*				*	*										*	
11	X3 (E83)			*	*	*			*		*										*	*
10 - 11	X3 (F25)			*	*	*	*	*			*	*				*				*	*	
12	X3 (F25)			*	*	*	*	*			*	*				*				*	*	
13	X3 (F25)			*	*	*	*	*			*	*				*				*	*	
14	X3 (F25)			*	*	*	*	*			*	*				*				*	*	
15	X3 (F25)			*	*	*	*	*			*	*				*				*	*	
16	X3 (F25)			*	*	*	*	*			*	*	*			*				*	*	
16	X3 (F25) DIESEL			*	*	*	*	*			*	*				*				*	*	
15	X4 (F26)			*	*	*	*	*			*	*				*				*	*	
16	X4 (F26)			*	*	*	*	*			*	*	*			*				*	*	
99 - 03	X5 (E53)			*	*	*					*										*	*
04 - 06	X5 (E53)			*	*	*					*										*	*
07 - 08	X5 (E70)	*		*	*	*	*				*	*					*			*	*	
09	X5 (E70)	*		*	*	*	*				*	*					*			*	*	
10 - 12	X5 (E70)			*	*	*	*		*		*	*					*			*	*	
13	X5 (E70)			*	*	*	*				*	*					*			*	*	
14	X5 (F15)			*	*	*	*	*			*	*				*				*	*	
16	X5 (F15)			*	*	*	*	*			*	*	*			*				*	*	
15	X5 (F15/F85)			*	*	*	*	*			*	*				*				*	*	
16	X5 (F16)			*	*	*	*	*			*	*	*			*				*	*	
16	X5 (F85)			*	*	*	*	*			*	*				*				*	*	
16	X5 (X86)			*	*	*	*	*			*	*				*				*	*	
08	X6 (E71)			*	*	*	*				*	*					*			*	*	
09 - 12	X6 (E71)			*	*	*	*		*		*	*					*			*	*	
13	X6 (E71)			*	*	*	*				*	*					*			*	*	
14	X6 (E71)			*	*	*	*				*	*					*			*	*	
09 - 10	X6 (E72)			*	*	*	*		*		*	*					*			*	*	
11	X6 (E72)			*	*	*	*		*		*	*					*			*	*	
16	X6 (F86)			*	*	*	*	*			*	*				*				*	*	
96 - 02	Z3 (E36)																				*	
03	Z4 (E85)			*	*	*															*	*
04 - 07	Z4 (E85)			*	*	*															*	*
08	Z4 (E85)			*	*	*															*	*
09 - 10	Z4 (E89)			*	*	*	*		*		*	*					*			*	*	
11	Z4 (E89)			*	*	*	*		*		*	*					*			*	*	
12	Z4 (E89)			*	*	*	*		*		*	*					*			*	*	
13 - 15	Z4 (E89)			*	*	*	*		*		*	*					*			*	*	
16	Z4 (E89)			*	*	*	*		*		*	*				*				*	*	
99 - 03	Z8 (E52)				*						*	*					*			*	*	

# BMW VEHICLE DIAGNOSTIC COVERAGE

## BMW

New or significantly enhanced coverage

17.4


YEARS	MODEL	SUNROOF	SUSPEN-SION	TPMS	TRANSFER BOX	VIDEO / CAMERA MODULE	WHEEL ALIGNMENT
07	1-SERIES (E82)	*		*			*
08	1-SERIES (E82)	*		*			*
09 - 12	1-SERIES (E82/E88)	*		*		*	*
13	1-SERIES (E82/E88)	*		*		*	*
08	1-SERIES (E87/E88)	*		*			*
14	2-SERIES (F22/F45)	*		*	*	*	
15	2-SERIES (F22)	*		*		*	
16	2-SERIES (F22)	*	*	*		*	*
16	2-SERIES (F23)	*	*	*	*	*	*
16	2-SERIES (F87)	*	*	*		*	*
92 - 93	3-SERIES (E30)						
92 - 99	3-SERIES (E36)						
97 - 03	3-SERIES (E46)			*		*	*
04 - 06	3-SERIES (E46)			*		*	*
07	3-SERIES (E46)	*		*		*	*
08	3-SERIES (E46)	*	*	*	*	*	*
09	3-SERIES (E46)	*	*	*	*	*	*
10	3-SERIES (E46)	*	*	*	*	*	*
11 - 12	3-SERIES (E90)	*	*	*	*	*	*
13	3-SERIES (E90)	*	*	*	*	*	*
06 - 07	3-SERIES (E91)	*	*	*	*	*	*
08	3-SERIES (E91)	*	*	*	*	*	*
09	3-SERIES (E91)	*	*	*	*	*	*
10 - 12	3-SERIES (E91)	*	*	*	*	*	*
13	3-SERIES (E91)	*	*	*	*	*	*
06	3-SERIES (E90/E91)	*	*	*		*	*
06	3-SERIES (E92)	*	*	*		*	*
07	3-SERIES (E92)	*	*	*		*	*
09	3-SERIES (E92)	*	*	*	*	*	*
06	3-SERIES (E93)	*	*	*		*	*
07	3-SERIES (E93)	*	*	*	*	*	*
09	3-SERIES (E93)	*	*	*	*	*	*
10 - 11	3-SERIES (E92/E93)	*	*	*	*	*	*
12	3-SERIES (E92/E93)	*	*	*	*	*	*
13	3-SERIES (E92/E93)	*	*	*	*	*	*
12 - 13	3-SERIES (F30)	*	*	*	*	*	*
16	3-SERIES (F30)	*	*	*	*	*	*
16	3-SERIES (F30) HYBRID	*	*	*		*	*
14	3-SERIES (F30/F31)	*	*	*	*	*	*
15	3-SERIES (F30/F31/F80)	*	*	*		*	*
16	3-SERIES (F31)	*	*	*		*	*
13	3-SERIES GT (F34)	*	*	*		*	*
14	3-SERIES GT (F34)	*	*	*	*	*	*
15	3-SERIES GT (F34)	*	*	*	*	*	*
16	3-SERIES GT (F34)	*	*	*	*	*	*
16	3-SERIES GT (F34 ICI)	*	*	*	*	*	*
16	3-Series M (F80 LCI)	*	*	*		*	*
16	4- SERIES (F32)	*	*	*	*	*	*
16	4- SERIES (F32 LCI)	*	*	*	*	*	*
14	4-SERIES (F32/F33/F82)	*	*	*	*	*	*
15	4-SERIES (F32/F33/F82)	*	*	*	*	*	*
16	4- SERIES (F33)	*	*	*	*	*	*
16	4- SERIES (F33 LCI)	*	*	*	*	*	*
15	4-SERIES GC (F36)	*	*	*		*	*
16	4-SERIES GC (F82)	*	*	*		*	*
16	4- SERIES (F82 LCI)	*	*	*		*	*
16	5- SERIES M (F10)	*	*	*	*	*	*
16	5- SERIES (F10 LCI)	*	*	*	*	*	*


## BMW

New or significantly enhanced coverage

17.4

YEARS	MODEL	SUNROOF	SUSPEN-SION	TPMS	TRANSFER BOX	VIDEO / CAMERA MODULE	WHEEL ALIGNMENT
16	5- SERIES (F10 LCI) HYBRID	*		*		*	*
16	5- SERIES (F10 LCI) DIESEL	*	*	*	*	*	*
92 - 95	5-SERIES (E34)						
96 - 04	5-SERIES (E39)			*		*	*
04 - 06	5-SERIES (E60)			*		*	*
07	5-SERIES (E60)			*		*	*
08	5-SERIES (E60)			*		*	*
09	5-SERIES (E60)			*	*	*	*
04 - 05	5-SERIES (E61)			*		*	*
06	5-SERIES (E61)			*		*	*
07	5-SERIES (E61)			*		*	*
08	5-SERIES (E61)			*		*	*
09	5-SERIES (E61)			*	*	*	*
10 - 11	5-SERIES (E60/E61)			*	*	*	*
10 - 11	5-SERIES (F10)	*	*	*	*	*	*
12 - 13	5-SERIES (F10)	*	*	*	*	*	*
14	5-SERIES (F10)	*	*	*	*	*	*
15	5-SERIES (F10)	*	*	*	*	*	*
10 - 12	5-SERIES GT (F07)	*	*	*	*	*	*
13	5-SERIES GT (F07)	*	*	*	*	*	*
14	5-SERIES GT (F07)	*	*	*	*	*	*
15	5-SERIES GT (F07)	*	*	*	*	*	*
04	6-SERIES (E63)					*	*
05	6-SERIES (E63)					*	*
06	6-SERIES (E63)			*		*	*
07	6-SERIES (E63)			*		*	*
08	6-SERIES (E63)			*		*	*
09	6-SERIES (E63)			*		*	*
06	6-SERIES (E64)			*		*	*
07	6-SERIES (E64)			*		*	*
08	6-SERIES (E64)			*		*	*
09	6-SERIES (E64)			*		*	*
10	6-SERIES (E63/E64)			*		*	*
11	6-SERIES (E63/E64)			*		*	*
13 - 14	6-SERIES (F06)	*	*	*	*	*	*
15	6-SERIES (F06)	*	*	*	*	*	*
16	6- SERIES (F12)	*	*	*	*	*	*
11	6-SERIES (F12/F13)	*	*	*	*	*	*
12	6-SERIES (F12/F13)	*	*	*	*	*	*
13	6-SERIES (F12/F13)	*	*	*	*	*	*
14	6-SERIES (F12/F13)	*	*	*	*	*	*
15	6-SERIES (F12/F13)	*	*	*	*	*	*
16	6- SERIES (F13)	*	*	*	*	*	*
16	7- SERIES (G11/G12)	*	*	*	*	*	*
92 - 94	7-SERIES (E32)						
94 - 00	7-SERIES (E38)						
02 - 03	7-SERIES (E65)			*		*	*
04 - 08	7-SERIES (E65)			*		*	*
09	7-SERIES (E65)			*		*	*
02 - 03	7-SERIES (E66)			*		*	*
04 - 08	7-SERIES (E66)			*		*	*
09	7-SERIES (E66)			*		*	*
08	7-SERIES (F01)	*	*	*	*	*	*
09	7-SERIES (F01)	*	*	*	*	*	*
08	7-SERIES (F01)	*	*	*	*	*	*
09	7-SERIES (F01)	*	*	*	*	*	*
10 - 13	7-SERIES (F01/F02)	*	*	*	*	*	*
14	7-SERIES (F01/F02)	*	*	*	*	*	*
15	7-SERIES (F01/F02/F04)	*	*	*	*	*	*

Return to home 

Return to makes 


# BMW VEHICLE DIAGNOSTIC COVERAGE


## BMW

New or significantly enhanced coverage

17.4

YEARS	MODEL	SUNROOF	SUSPEN- SION	TPMS	TRANSFER BOX	VIDEO / CAMERA MODULE	WHEEL ALIGN- MENT
14	i-SERIES (i01)	*		*		*	
15	i-SERIES (i01)	*		*			
16	i-Series (i01)	*		*			*
14	i-SERIES (i12)	*		*		*	
15	i-SERIES (i12)	*		*			
16	I- SERIES (i12)	*		*			*
92 - 97	8-SERIES (E31)						
10 - 12	X1 (E84)	*		*	*	*	*
13	X1 (E84)	*		*	*	*	*
14	X1 (E84)	*		*	*	*	*
15	X1 (E84)	*		*	*	*	*
16	X1 (F48)	*		*	*	*	*
04 - 08	X3 (E83)			*	*		*
09 - 10	X3 (E83)			*	*	*	*
11	X3 (E83)			*	*	*	*
10 - 11	X3 (F25)	*		*	*	*	
12	X3 (F25)	*		*		*	
13	X3 (F25)	*	*	*		*	
14	X3 (F25)	*	*	*	*	*	
15	X3 (F25)	*		*		*	
16	X3 (F25)	*		*		*	*
16	X3 (F25) DIESEL	*		*		*	*
15	X4 (F26)	*		*		*	*
16	X4 (F26)	*		*		*	*
99 - 03	X5 (E53)		*	*			*
04 - 06	X5 (E53)		*	*	*		*
07 - 08	X5 (E70)	*	*	*	*		*
09	X5 (E70)	*	*	*	*	*	*
10 - 12	X5 (E70)	*	*	*	*	*	*
13	X5 (E70)	*	*	*	*	*	*
14	X5 (F15)	*	*	*	*	*	*
16	X5 (F15)	*		*		*	*
15	X5 (F15/F85)	*		*		*	*
16	X5 (F16)	*		*		*	*
16	X5 (F85)	*		*		*	*
16	X5 (X86)						
08	X6 (E71)	*	*	*	*		*
09 - 12	X6 (E71)	*	*	*	*	*	*
13	X6 (E71)	*	*	*	*	*	*
14	X6 (E71)	*	*	*	*	*	*
09 - 10	X6 (E72)	*	*	*	*	*	*
11	X6 (E72)	*	*	*	*	*	*
16	X6 (F86)	*		*		*	*
96 - 02	Z3 (E36)						
03	Z4 (E85)			*			*
04 - 07	Z4 (E85)			*			*
08	Z4 (E85)			*			*
09 - 10	Z4 (E89)	*		*			*
11	Z4 (E89)	*		*			*
12	Z4 (E89)	*		*			*
13 - 15	Z4 (E89)	*		*			*
16	Z4 (E89)	*		*			*
99 - 03	Z8 (E52)						*

Return to home 

Return to makes 

# CHRYSLER VEHICLE DIAGNOSTIC COVERAGE

CHRYSLER / Chrysler

New or significantly enhanced coverage

17.4

YEARS	MODEL	ENGINE	TRANS	ABS	AIRBAG	ACTIVE DAMPING CONTROL	ADAPTIVE CRUISE CONTROL	ADAPTIVE FRONT LIGHTING	AIR SUSPENSION CONTROL (ASCM)	ALL WHEEL DRIVE	AMPLIFIER	BLIND SPOT SENSOR	BODY	CENTRAL GATEWAY (TIPM)	DOOR MODULES	ELECTRIC GEAR SELECTOR	ELECTRIC POWER STEERING (EPS)	ELECTRONIC PEDESTRIAN PROTECTION	ELECTRONIC SHIFTER (ESM)	FINAL DRIVE / DRIVE TRAIN / TRANSFER CASE / AWD	FORWARD FACING CAMERA	HANDS FREE MODULE	HIGH INTENSITY DISCHARGE TRANSLATOR
11	200	*	*	*	*					*	*			*	*								*
12	200	*	*	*	*					*	*			*	*								*
13 - 14	200	*	*	*	*					*	*			*	*								*
15	200	*	*	*	*					*	*			*	*					*	*	*	*
16	200	*	*	*	*					*	*			*	*			*	*	*	*	*	*
98 - 99	300M	*	*	*	*					*	*			*	*			*	*	*	*	*	*
00	300M	*	*	*	*					*	*			*	*			*	*	*	*	*	*
01	300M	*	*	*	*					*	*			*	*			*	*	*	*	*	*
02 - 04	300M	*	*	*	*					*	*			*	*			*	*	*	*	*	*
05	300	*	*	*	*					*	*			*	*			*	*	*	*	*	*
06	300	*	*	*	*					*	*			*	*			*	*	*	*	*	*
07	300	*	*	*	*		*	*		*	*			*	*			*	*	*	*	*	*
08	300	*	*	*	*		*	*		*	*			*	*			*	*	*	*	*	*
09	300	*	*	*	*		*	*		*	*			*	*			*	*	*	*	*	*
10	300	*	*	*	*		*	*		*	*			*	*			*	*	*	*	*	*
11	300	*	*	*	*		*	*		*	*			*	*		*	*	*	*	*	*	*
12	300	*	*	*	*		*	*		*	*			*	*		*	*	*	*	*	*	*
13 - 14	300	*	*	*	*		*	*		*	*			*	*		*	*	*	*	*	*	*
15	300	*	*	*	*		*	*		*	*			*	*		*	*	*	*	*	*	*
16	300	*	*	*	*		*	*		*	*			*	*		*	*	*	*	*	*	*
14	300 (DIESEL)	*	*	*	*	*	*	*	*	*	*	*	*	*	*	*	*	*	*	*	*	*	*
07 - 08	ASPEN	*	*	*	*					*	*			*	*			*	*	*	*	*	*
09	ASPEN	*	*	*	*					*	*			*	*			*	*	*	*	*	*
96 - 98	CIRRUS	*	*	*	*					*	*			*	*			*	*	*	*	*	*
99	CIRRUS	*	*	*	*					*	*			*	*			*	*	*	*	*	*
00	CIRRUS	*	*	*	*					*	*			*	*			*	*	*	*	*	*
96 - 97	CONCORDE	*	*	*	*					*	*			*	*			*	*	*	*	*	*
98 - 99	CONCORDE	*	*	*	*					*	*			*	*			*	*	*	*	*	*
00	CONCORDE	*	*	*	*					*	*			*	*			*	*	*	*	*	*
01	CONCORDE	*	*	*	*					*	*			*	*			*	*	*	*	*	*
02 - 04	CONCORDE	*	*	*	*					*	*			*	*			*	*	*	*	*	*
04 - 06	CROSSFIRE	*	*	*	*					*	*			*	*			*	*	*	*	*	*
07	CROSSFIRE	*	*	*	*					*	*			*	*			*	*	*	*	*	*
08	CROSSFIRE	*	*	*	*					*	*			*	*			*	*	*	*	*	*
00	INTREPID	*	*	*	*					*	*			*	*			*	*	*	*	*	*
01 - 04	INTREPID	*	*	*	*					*	*			*	*			*	*	*	*	*	*
96 - 97	LHS	*	*	*	*					*	*			*	*			*	*	*	*	*	*
99	LHS	*	*	*	*					*	*			*	*			*	*	*	*	*	*
00	LHS	*	*	*	*					*	*			*	*			*	*	*	*	*	*
01	LHS	*	*	*	*					*	*			*	*			*	*	*	*	*	*
96	NEW YORKER	*	*	*	*					*	*			*	*			*	*	*	*	*	*
00	NEON	*	*	*	*					*	*			*	*			*	*	*	*	*	*
01 - 02	NEON	*	*	*	*					*	*			*	*			*	*	*	*	*	*
04	PACIFICA	*	*	*	*					*	*			*	*			*	*	*	*	*	*
05 - 06	PACIFICA	*	*	*	*					*	*			*	*			*	*	*	*	*	*
07	PACIFICA	*	*	*	*					*	*			*	*			*	*	*	*	*	*
08	PACIFICA	*	*	*	*					*	*			*	*			*	*	*	*	*	*
00 - 02	PROWLER	*	*	*	*					*	*			*	*			*	*	*	*	*	*
01 - 05	PT CRUISER	*	*	*	*					*	*			*	*			*	*	*	*	*	*
06 - 10	PT CRUISER	*	*	*	*					*	*			*	*			*	*	*	*	*	*
96 - 98	SEBRING CONVERTIBLE	*	*	*	*					*	*			*	*			*	*	*	*	*	*
99	SEBRING CONVERTIBLE	*	*	*	*					*	*			*	*			*	*	*	*	*	*
00	SEBRING CONVERTIBLE	*	*	*	*					*	*			*	*			*	*	*	*	*	*
01 - 02	SEBRING CONVERTIBLE	*	*	*	*					*	*			*	*			*	*	*	*	*	*
03 - 06	SEBRING CONVERTIBLE	*	*	*	*					*	*			*	*			*	*	*	*	*	*
96 - 00	SEBRING COUPE	*	*	*	*					*	*			*	*			*	*	*	*	*	*
01 - 05	SEBRING COUPE	*	*	*	*					*	*			*	*			*	*	*	*	*	*
00	SEBRING SEDAN	*	*	*	*					*	*			*	*			*	*	*	*	*	*
01 - 02	SEBRING SEDAN	*	*	*	*					*	*			*	*			*	*	*	*	*	*
03 - 06	SEBRING SEDAN	*	*	*	*					*	*			*	*			*	*	*	*	*	*
07	SEBRING	*	*	*	*					*	*			*	*			*	*	*	*	*	*
08	SEBRING	*	*	*	*					*	*			*	*			*	*	*	*	*	*
09 - 10	SEBRING	*	*	*	*					*	*			*	*			*	*	*	*	*	*
96 - 98	TOWN AND COUNTRY	*	*	*	*					*	*			*	*			*	*	*	*	*	*
99	TOWN AND COUNTRY	*	*	*	*					*	*			*	*			*	*	*	*	*	*
00	TOWN AND COUNTRY	*	*	*	*					*	*			*	*			*	*	*	*	*	*
01	TOWN AND COUNTRY	*	*	*	*					*	*			*	*			*	*	*	*	*	*
02 - 03	TOWN AND COUNTRY	*	*	*	*					*	*			*	*			*	*	*	*	*	*
04	TOWN AND COUNTRY	*	*	*	*					*	*			*	*			*	*	*	*	*	*

# CHRYSLER VEHICLE DIAGNOSTIC COVERAGE

## CHRYSLER / Chrysler

New or significantly enhanced coverage

17.4

YEARS	MODEL	HVA C	INSTRUMENT	INTEGRATED CENTER STACK (ICS)	INTRUSION MODULE	OCCUPANT CLASSIFICATION	OVERHEAD / SUNROOF MODULE	PARK ASSIST	PASSIVE ENTRY	POWER LIFTGATE (PLGM)	POWER SLIDING DOOR	POWER TOP MODULE	RADIO / TELEMATIC GATEWAY RADIO (TGW)	RADIO FREQUENCY HUB	RAIN SENSOR MODULE	SEAT MODULES	STEERING ANGLE SENSOR	STEERING COLUMN (SCM)	TPM (SKREEM / EVIC)	TRAILER BRAKE (ITBM)	TRAILER TOW	VEHICLE SYSTEM INTERFACE MODULE	WIRELESS CONTROL (WCM)
11	200	*	*		*							*	*				*						*
12	200	*	*									*	*				*						*
13 - 14	200	*	*									*	*				*						*
15	200	*	*	*		*		*				*	*			*	*	*					*
16	200	*	*	*		*		*				*	*			*	*	*					*
98 - 99	300M																						
00	300M	*																					*
01	300M	*	*																				*
02 - 04	300M	*	*																				*
05	300	*	*			*	*	*				*	*		*	*	*	*	*				*
06	300	*	*			*	*	*				*	*		*	*	*	*	*				*
07	300	*	*			*	*	*				*	*		*	*	*	*	*				*
08	300	*	*			*	*	*				*	*		*	*	*	*	*				*
09	300	*	*			*	*	*	*			*	*		*	*	*	*	*				*
10	300	*	*			*	*	*	*			*	*		*	*	*	*	*				*
11	300	*	*	*		*	*	*	*			*	*		*	*	*	*	*				*
12	300	*	*	*		*	*	*	*			*	*		*	*	*	*	*				*
13 - 14	300	*	*	*		*	*	*	*			*	*		*	*	*	*	*				*
15	300	*	*	*		*	*	*	*			*	*		*	*	*	*	*				*
16	300	*	*	*		*	*	*	*			*	*		*	*	*	*	*				*
14	300 (DIESEL)	*	*	*	*	*	*	*	*			*	*	*	*	*	*	*	*	*	*	*	*
07 - 08	ASPEN	*	*				*	*		*		*	*		*	*	*	*	*				*
09	ASPEN	*	*				*	*		*		*	*		*	*	*	*	*				*
96 - 98	CIRRUS												*				*	*					*
99	CIRRUS												*				*	*					*
00	CIRRUS												*				*	*					*
96 - 97	CONCORDE																		*				*
98 - 99	CONCORDE																						*
00	CONCORDE	*																					*
01	CONCORDE	*	*																				*
02 - 04	CONCORDE	*	*																*				*
04 - 06	CROSSFIRE	*	*																*				*
07	CROSSFIRE	*	*			*																	*
08	CROSSFIRE	*	*			*																	*
00	INTREPID	*	*																				*
01 - 04	INTREPID	*	*																*				*
96 - 97	LHS																						*
99	LHS																						*
00	LHS	*																					*
01	LHS	*	*																				*
96	NEW YORKER																						*
00	NEON																						*
01 - 02	NEON	*	*																				*
04	PACIFICA	*	*																*				*
05 - 06	PACIFICA	*	*			*													*				*
07	PACIFICA	*	*			*													*				*
08	PACIFICA	*	*			*				*									*				*
00 - 02	PROWLER																						*
01 - 05	PT CRUISER		*																				*
06 - 10	PT CRUISER		*		*	*							*						*				*
96 - 98	SEBRING CONVERTIBLE												*						*				*
99	SEBRING CONVERTIBLE												*						*				*
00	SEBRING CONVERTIBLE												*						*				*
01 - 02	SEBRING CONVERTIBLE		*										*						*				*
03 - 06	SEBRING CONVERTIBLE	*	*										*						*				*
96 - 00	SEBRING COUPE												*						*				*
01 - 05	SEBRING COUPE												*						*				*
00	SEBRING SEDAN												*						*				*
01 - 02	SEBRING SEDAN		*										*						*				*
03 - 06	SEBRING SEDAN	*	*										*						*				*
07	SEBRING	*	*									*	*				*	*	*				*
08	SEBRING	*	*									*	*				*	*	*				*
09 - 10	SEBRING	*	*	*	*	*	*	*	*	*	*	*	*	*	*	*	*	*	*	*	*	*	*



# CHRYSLER VEHICLE DIAGNOSTIC COVERAGE

## CHRYSLER / Chrysler

New or significantly enhanced coverage

17.4

YEARS	MODEL	ENGINE	TRANS	ABS	AIRBAG	ACTIVE DAMPING CONTROL	ADAPTIVE CRUISE CONTROL	ADAPTIVE FRONT LIGHTING	AIR SUSPENSION CONTROL (ASCM)	ALL WHEEL DRIVE	AMPLIFIER	BLIND SPOT SENSOR	BODY	CENTRAL GATEWAY (TIPM)	DOOR MODULES	ELECTRIC GEAR SELECTOR	ELECTRIC POWER STEERING (EPS)	ELECTRONIC PEDESTRIAN PROTECTION	ELECTRONIC SHIFTER (ESM)	FINAL DRIVE / DRIVE TRAIN / TRANSFER CASE / AWD	FORWARD FACING CAMERA	HANDS FREE MODULE	HIGH INTENSITY DISCHARGE TRANSLATOR	
96 - 98	TOWN AND COUNTRY	*	*	*									*											
99	TOWN AND COUNTRY	*	*	*	*								*											
00	TOWN AND COUNTRY	*	*	*	*								*											
01	TOWN AND COUNTRY	*	*	*	*								*											
02 - 03	TOWN AND COUNTRY	*	*	*	*								*											
04	TOWN AND COUNTRY	*	*	*	*								*											
05 - 07	TOWN AND COUNTRY	*	*	*	*								*											
08	TOWN AND COUNTRY	*	*	*	*						*		*	*	*							*	*	
09 - 10	TOWN AND COUNTRY	*	*	*	*			*			*	*	*	*	*							*	*	*
11	TOWN AND COUNTRY	*	*	*	*			*			*	*	*	*	*							*	*	*
12 - 15	TOWN AND COUNTRY	*	*	*	*			*			*	*	*	*	*			*				*	*	*
16	TOWN AND COUNTRY	*	*	*	*			*			*	*	*	*	*			*				*	*	*
01	VOYAGER	*	*	*	*								*									*	*	*
02 - 03	VOYAGER	*	*	*	*								*									*	*	*
04	VOYAGER	*	*	*	*								*									*	*	*

## CHRYSLER / Chrysler

New or significantly enhanced coverage

17.4

YEARS	MODEL	HVA C	INSTRUMENT	INTEGRATED CENTER STACK (ICS)	INTRUSION MODULE	OCCUPANT CLASSIFICATION	OVERHEAD / SUNROOF MODULE	PARK ASSIST	PASSIVE ENTRY	POWER LIFTGATE (PLGM)	POWER SLIDING DOOR	POWER TOP MODULE	RADIO / TELEMATIC GATEWAY RADIO (TGW)	RADIO FREQUENCY HUB	RAIN SENSOR MODULE	SEAT MODULES	STEERING ANGLE SENSOR	STEERING COLUMN (SCM)	TPM (SKREEM / EVIC)	TRAILER BRAKE (ITBM)	TRAILER TOW	VEHICLE SYSTEM INTERFACE MODULE	WIRELESS CONTROL (WCM)	
96 - 98	TOWN AND COUNTRY		*																					
99	TOWN AND COUNTRY		*																					
00	TOWN AND COUNTRY	*	*																					
01	TOWN AND COUNTRY	*	*							*	*													*
02 - 03	TOWN AND COUNTRY	*	*							*	*								*					*
04	TOWN AND COUNTRY	*	*							*	*								*					*
05 - 07	TOWN AND COUNTRY	*	*			*				*	*								*					*
08	TOWN AND COUNTRY	*	*		*		*	*		*	*		*			*	*		*					*
09 - 10	TOWN AND COUNTRY	*	*		*		*	*		*	*		*			*	*		*					*
11	TOWN AND COUNTRY	*	*		*		*	*	*	*	*		*			*	*		*					*
12 - 15	TOWN AND COUNTRY	*	*		*		*	*	*	*	*		*			*	*		*					*
16	TOWN AND COUNTRY	*	*		*		*	*	*	*	*		*			*	*		*					*
01	VOYAGER	*	*		*		*	*	*	*	*		*			*	*		*					*
02 - 03	VOYAGER	*	*		*		*	*	*	*	*		*			*	*		*					*
04	VOYAGER	*	*		*		*	*	*	*	*		*			*	*		*					*


# CHRYSLER / DODGE VEHICLE DIAGNOSTIC COVERAGE


CHRYSLER / Dodge

New or significantly enhanced coverage

17.4

YEARS	MODEL	ENGINE	TRANS	ABS	AIRBAG	ADAPTIVE CRUISE CONTROL	ADAPTIVE FRONT LIGHTING	AMPLIFIER	AUTO HEADLAMP LEVELING	AUTOMATIC HIGH BEAM	BLIND SPOT SENSOR	BODY	CENTRAL GATEWAY (TIPM)	DOOR MODULES	ELECTRIC POWER STEERING (EPS)	ELECTRONIC PEDESTRIAN PROTECTION	ELECTRONIC LIMITED SLIP DIFFERENTIAL	ELECTRONIC SHIFTER (ESM)	FINAL DRIVE / DRIVE TRAIN / TRANSFER CASE / AWD	FOLD STOW MODULE	
96 - 00	AVENGER	*	*																		
08	AVENGER	*	*	*	*			*					*	*						*	
09	AVENGER	*	*	*	*			*					*	*						*	
10	AVENGER	*	*	*	*			*					*	*						*	
11	AVENGER	*	*	*	*			*					*	*						*	
12	AVENGER	*	*	*	*			*					*	*						*	
13 - 14	AVENGER	*	*	*	*			*					*	*						*	
07 - 08	CALIBER	*	*	*	*			*					*	*						*	
09	CALIBER	*	*	*	*			*					*	*						*	
10	CALIBER	*	*	*	*			*					*	*						*	
11 - 12	CALIBER	*	*	*	*			*					*	*						*	
96 - 98	CARAVAN	*	*	*	*							*									
99	CARAVAN	*	*	*	*							*									
00	CARAVAN	*	*	*	*							*									
01	CARAVAN	*	*	*	*							*									
02 - 03	CARAVAN	*	*	*	*							*									
04	CARAVAN	*	*	*	*							*									
05	CARAVAN	*	*	*	*							*									
06 - 07	CARAVAN	*	*	*	*							*									
08	CARAVAN	*	*	*	*			*					*	*						*	
09 - 10	CARAVAN	*	*	*	*			*			*		*	*						*	
11	CARAVAN	*	*	*	*			*			*		*	*						*	
12 - 15	CARAVAN	*	*	*	*			*			*		*	*		*				*	
16	CARAVAN	*	*	*	*			*	*	*	*		*	*		*				*	
08	CHALLENGER	*	*	*	*			*					*	*					*		
09 - 10	CHALLENGER	*	*	*	*			*					*	*				*		*	
11 - 12	CHALLENGER	*	*	*	*			*					*	*	*				*		
13 - 14	CHALLENGER	*	*	*	*			*					*	*	*				*		
15	CHALLENGER	*	*	*	*	*		*			*		*	*	*				*		
16	CHALLENGER	*	*	*	*	*		*			*	*	*	*	*				*		
06	CHARGER	*	*	*	*			*					*	*					*		
07 - 08	CHARGER	*	*	*	*	*		*					*	*					*		
09	CHARGER	*	*	*	*	*		*					*	*					*		
10	CHARGER	*	*	*	*	*		*					*	*					*		
11	CHARGER	*	*	*	*	*		*			*		*	*	*				*		
12	CHARGER	*	*	*	*	*		*			*	*	*	*	*	*			*		
13 - 14	CHARGER	*	*	*	*	*		*			*	*	*	*	*	*	*		*		
15	CHARGER	*	*	*	*	*		*			*	*	*	*	*	*	*		*		
16	CHARGER	*	*	*	*	*		*			*	*	*	*	*	*	*		*		
96	COLT	*	*	*	*			*			*		*	*	*			*		*	
96	COLT VISTA	*	*	*	*			*			*		*	*	*			*		*	
96 - 98	DAKOTA	*	*	*	*							*								*	
99 - 00	DAKOTA	*	*	*	*							*								*	
01 - 04	DAKOTA	*	*	*	*							*								*	
05 - 06	DAKOTA	*	*	*	*			*					*	*						*	
07	DAKOTA	*	*	*	*			*					*	*						*	
08	DAKOTA	*	*	*	*			*					*	*						*	
09 - 10	DAKOTA	*	*	*	*			*					*	*						*	
11	DAKOTA	*	*	*	*			*					*	*				*		*	
13 - 15	DART	*	*	*	*			*			*		*	*	*			*		*	
16	DART	*	*	*	*			*			*		*	*	*			*		*	
98	DURANGO	*	*	*	*							*			*				*		
99 - 00	DURANGO	*	*	*	*							*			*				*		
01 - 03	DURANGO	*	*	*	*							*			*				*		

[Return to home](#) 

[Return to makes](#) 

# CHRYSLER / DODGE VEHICLE DIAGNOSTIC COVERAGE

CHRYSLER / Dodge

New or significantly enhanced coverage

17.4

YEARS	MODEL	HANDS FREE MODULE	HIGH INTENSITY DISCHARGE TRANSLATOR	HVAC	INSTRUMENT	INTEGRATED CENTER STACK (ICS)	INTRUSION MODULE	OCCUPANT CLASSIFICATION	OVERHEAD / SUNROOF MODULE	PARK ASSIST	PASSIVE ENTRY	POWER LIFTGATE (PLGM)	POWER SLIDING DOOR	POWER TOP CONTROL	RADIO / TELEMATIC GATEWAY RADIO (TGW)	RADIO FREQUENCY HUB	RAIN SENSOR	SEAT MODULES	STEERING ANGLE SENSOR	STEERING COLUMN (SCM)	TPM (SKREEM / EVIC)	WIRELESS CONTROL (WCM)
96 - 00	AVENGER																					
08	AVENGER	*		*	*		*							*	*				*		*	*
09	AVENGER	*		*	*		*							*	*				*		*	*
10	AVENGER	*		*	*		*							*	*				*		*	*
11	AVENGER	*		*	*		*							*	*				*		*	*
12	AVENGER	*		*	*		*							*	*				*		*	*
13 - 14	AVENGER	*		*	*		*							*	*				*		*	*
07 - 08	CALIBER	*		*	*		*	*						*	*				*		*	*
09	CALIBER	*		*	*		*	*						*	*				*		*	*
10	CALIBER	*		*	*		*	*						*	*				*		*	*
11 - 12	CALIBER	*		*	*		*	*						*	*				*		*	*
96 - 98	CARAVAN				*																	
99	CARAVAN			*	*																*	*
00	CARAVAN			*	*																*	*
01	CARAVAN			*	*							*	*								*	*
02 - 03	CARAVAN			*	*							*	*								*	*
04	CARAVAN			*	*							*	*								*	*
05	CARAVAN			*	*							*	*								*	*
06 - 07	CARAVAN			*	*			*				*	*								*	*
08	CARAVAN	*	*	*	*		*	*	*	*	*	*	*				*	*	*	*	*	*
09 - 10	CARAVAN	*	*	*	*		*	*	*	*	*	*	*				*	*	*	*	*	*
11	CARAVAN	*	*	*	*		*	*	*	*	*	*	*				*	*	*	*	*	*
12 - 15	CARAVAN	*	*	*	*		*	*	*	*	*	*	*				*	*	*	*	*	*
16	CARAVAN	*	*	*	*		*	*	*	*	*	*	*				*	*	*	*	*	*
08	CHALLENGER	*	*	*	*		*	*	*	*	*	*	*				*	*	*	*	*	*
09 - 10	CHALLENGER	*	*	*	*		*	*	*	*	*	*	*				*	*	*	*	*	*
11 - 12	CHALLENGER	*	*	*	*		*	*	*	*	*	*	*				*	*	*	*	*	*
13 - 14	CHALLENGER	*	*	*	*		*	*	*	*	*	*	*				*	*	*	*	*	*
15	CHALLENGER	*	*	*	*	*	*	*	*	*	*	*	*		*	*	*	*	*	*	*	*
16	CHALLENGER	*	*	*	*	*	*	*	*	*	*	*	*		*	*	*	*	*	*	*	*
06	CHARGER	*	*	*	*	*	*	*	*	*	*	*	*		*	*	*	*	*	*	*	*
07 - 08	CHARGER	*	*	*	*	*	*	*	*	*	*	*	*		*	*	*	*	*	*	*	*
09	CHARGER	*	*	*	*	*	*	*	*	*	*	*	*		*	*	*	*	*	*	*	*
10	CHARGER	*	*	*	*	*	*	*	*	*	*	*	*		*	*	*	*	*	*	*	*
11	CHARGER	*	*	*	*	*	*	*	*	*	*	*	*		*	*	*	*	*	*	*	*
12	CHARGER	*	*	*	*	*	*	*	*	*	*	*	*		*	*	*	*	*	*	*	*
13 - 14	CHARGER	*	*	*	*	*	*	*	*	*	*	*	*		*	*	*	*	*	*	*	*
15	CHARGER	*	*	*	*	*	*	*	*	*	*	*	*		*	*	*	*	*	*	*	*
16	CHARGER	*	*	*	*	*	*	*	*	*	*	*	*		*	*	*	*	*	*	*	*
96	COLT																					
96	COLT VISTA																					
96 - 98	DAKOTA																					
99 - 00	DAKOTA			*	*																*	*
01 - 04	DAKOTA			*	*																*	*
05 - 06	DAKOTA	*		*	*			*	*						*	*					*	*
07	DAKOTA	*		*	*			*	*						*	*					*	*
08	DAKOTA	*		*	*			*	*						*	*					*	*
09 - 10	DAKOTA	*		*	*			*	*						*	*					*	*
11	DAKOTA	*		*	*			*	*		*	*	*		*	*			*	*	*	*
13 - 15	DART			*	*	*		*	*	*	*	*	*		*	*	*	*	*	*	*	*
16	DART			*	*	*		*	*	*	*	*	*		*	*	*	*	*	*	*	*
98	DURANGO				*	*		*	*	*	*	*	*		*	*	*	*	*	*	*	*
99 - 00	DURANGO				*	*		*	*	*	*	*	*		*	*	*	*	*	*	*	*
01 - 03	DURANGO			*	*			*	*	*	*	*	*		*	*	*	*	*	*	*	*


# CHRYSLER / DODGE VEHICLE DIAGNOSTIC COVERAGE


CHRYSLER / Dodge

New or significantly enhanced coverage

17.4

YEARS	MODEL	ENGINE	TRANS	ABS	AIRBAG	ADAPTIVE CRUISE CONTROL	ADAPTIVE FRONT LIGHTING	AMPLIFIER	AUTO HEADLAMP LEVELING	AUTOMATIC HIGH BEAM	BLIND SPOT SENSOR	BODY	CENTRAL GATEWAY (TIPM)	DOOR MODULES	ELECTRIC POWER STEERING (EPS)	ELECTRONIC PEDESTRIAN PROTECTION	ELECTRONIC LIMITED SLIP DIFFERENTIAL	ELECTRONIC SHIFTER (ESM)	FINAL DRIVE / DRIVE TRAIN / TRANSFER CASE / AWD	FOLD STOW MODULE	
04	DURANGO (Non-CAN)	*	*	*	*			*												*	
04	DURANGO (CAN)	*	*	*	*			*				*	*	*						*	
05	DURANGO	*	*	*	*			*					*	*						*	
06	DURANGO	*	*	*	*			*					*	*						*	
07	DURANGO	*	*	*	*			*					*	*						*	
08	DURANGO	*	*	*	*			*					*	*						*	
09	DURANGO	*	*	*	*			*					*	*						*	
11	DURANGO	*	*	*	*	*	*	*			*		*	*				*		*	
12-13	DURANGO	*	*	*	*	*	*	*			*		*	*				*		*	
14-15	DURANGO	*	*	*	*	*	*	*			*		*	*			*	*	*	*	
16	DURANGO	*	*	*	*	*	*	*	*		*		*	*			*	*	*	*	
96-97	INTREPID	*	*	*	*			*					*	*						*	
98-99	INTREPID	*	*	*	*			*					*	*						*	
00	INTREPID	*	*	*	*			*					*	*						*	
01	INTREPID	*	*	*	*			*					*	*						*	
02-04	INTREPID	*	*	*	*			*					*	*						*	
09-10	JOURNEY	*	*	*	*			*					*	*						*	
11	JOURNEY	*	*	*	*			*					*	*						*	
12	JOURNEY	*	*	*	*			*					*	*			*	*	*	*	
13-16	JOURNEY	*	*	*	*			*					*	*			*	*	*	*	
05	MAGNUM	*	*	*	*			*					*	*				*	*	*	
06	MAGNUM	*	*	*	*			*					*	*				*	*	*	
07-08	MAGNUM	*	*	*	*	*	*	*					*	*				*	*	*	
96-98	NEON	*	*	*	*			*					*	*						*	
99	NEON	*	*	*	*			*					*	*						*	
00	NEON	*	*	*	*			*					*	*						*	
01	NEON	*	*	*	*			*					*	*						*	
02-05	NEON	*	*	*	*			*					*	*						*	
07-09	NITRO	*	*	*	*			*					*	*				*	*	*	
10	NITRO	*	*	*	*			*					*	*				*	*	*	
11	NITRO	*	*	*	*			*					*	*				*	*	*	
96-98	RAM TRUCK	*	*	*	*			*				*	*	*						*	
99-01	RAM TRUCK	*	*	*	*			*				*	*	*						*	
02-05	RAM TRUCK	*	*	*	*			*				*	*	*						*	
06	RAM TRUCK	*	*	*	*			*				*	*	*						*	
07-08	RAM TRUCK	*	*	*	*			*				*	*	*						*	
08	RAM TRUCK	*	*	*	*			*				*	*	*						*	
09	RAM TRUCK	*	*	*	*			*				*	*	*						*	
10	RAM TRUCK	*	*	*	*			*				*	*	*						*	
11-12	RAM TRUCK	*	*	*	*			*				*	*	*						*	
02-05	RAM TRUCK (diesel)	*	*	*	*			*				*	*	*						*	
06	RAM TRUCK (diesel)	*	*	*	*			*				*	*	*						*	
07-08	RAM TRUCK (diesel)	*	*	*	*			*				*	*	*						*	
09	RAM TRUCK (diesel)	*	*	*	*			*				*	*	*						*	
10	RAM TRUCK (diesel)	*	*	*	*			*				*	*	*						*	
11-12	RAM TRUCK (diesel)	*	*	*	*			*				*	*	*						*	
96-97	RAM VAN	*	*	*	*			*				*	*	*						*	
98	RAM VAN	*	*	*	*			*				*	*	*						*	
99-01	RAM VAN	*	*	*	*			*				*	*	*						*	
02-03	RAM VAN	*	*	*	*			*				*	*	*						*	
96	STEALTH	*	*	*	*			*				*	*	*						*	
01-04	STRATUS COUPE	*	*	*	*			*				*	*	*						*	
05	STRATUS COUPE	*	*	*	*			*				*	*	*						*	
96-99	STRATUS SEDAN-CONV	*	*	*	*			*				*	*	*						*	
00	STRATUS SEDAN-CONV	*	*	*	*			*				*	*	*						*	
01-02	STRATUS SEDAN-CONV	*	*	*	*			*				*	*	*						*	
03-06	STRATUS SEDAN-CONV	*	*	*	*			*				*	*	*						*	
96-98	VIPER	*	*	*	*			*				*	*	*						*	
99-00	VIPER	*	*	*	*			*				*	*	*						*	
01-02	VIPER	*	*	*	*			*				*	*	*						*	
03-06	VIPER	*	*	*	*			*				*	*	*						*	
08-10	VIPER	*	*	*	*			*				*	*	*						*	
13-15	VIPER	*	*	*	*			*				*	*	*	*					*	
16	VIPER	*	*	*	*			*				*	*	*	*					*	

[Return to home](#) 

[Return to makes](#) 

# CHRYSLER / DODGE VEHICLE DIAGNOSTIC COVERAGE

CHRYSLER / Dodge

New or significantly enhanced coverage

17.4

YEARS	MODEL	HANDS FREE MODULE	HIGH INTENSITY DISCHARGE TRANSLATOR	HVAC	INSTRUMENT	INTEGRATED CENTER STACK (ICS)	INTRUSION MODULE	OCCUPANT CLASSIFICATION	OVERHEAD / SUNROOF MODULE	PARK ASSIST	PASSIVE ENTRY	POWER LIFTGATE (PLGM)	POWER SLIDING DOOR	POWER TOP CONTROL	RADIO / TELEMATIC GATEWAY RADIO (TGW)	RADIO FREQUENCY HUB	RAIN SENSOR	SEAT MODULES	STEERING ANGLE SENSOR	STEERING COLUMN (SCM)	TPM (SKREEM / EVIC)	WIRELESS CONTROL (WCM)
04	DURANGO (Non-CAN)	*		*	*										*			*			*	
04	DURANGO (CAN)	*		*	*			*	*						*			*			*	*
05	DURANGO	*		*	*			*	*						*			*			*	*
06	DURANGO	*		*	*			*	*		*				*			*	*		*	*
07	DURANGO	*		*	*			*	*	*	*				*			*	*		*	*
08	DURANGO	*		*	*			*	*	*	*				*			*	*		*	*
09	DURANGO	*		*	*			*	*	*	*				*			*	*		*	*
11	DURANGO	*		*	*		*	*	*	*	*				*			*	*		*	*
12 - 13	DURANGO	*		*	*		*	*	*	*	*				*			*	*		*	*
14 - 15	DURANGO	*		*	*	*	*	*	*	*	*				*	*		*	*	*	*	*
16	DURANGO	*		*	*	*	*	*	*	*	*				*	*		*	*	*	*	*
96 - 97	INTREPID																					
98 - 99	INTREPID																					
00	INTREPID			*	*																	*
01	INTREPID			*	*																	*
02 - 04	INTREPID			*	*																*	*
09 - 10	JOURNEY	*		*	*		*	*	*	*	*				*	*		*	*	*	*	*
11	JOURNEY	*		*	*	*	*	*	*	*	*				*	*		*	*	*	*	*
12	JOURNEY	*		*	*	*	*	*	*	*	*				*	*		*	*	*	*	*
13 - 16	JOURNEY	*		*	*	*	*	*	*	*	*				*	*		*	*	*	*	*
05	MAGNUM	*	*	*	*			*	*	*	*				*	*		*	*	*	*	*
06	MAGNUM	*	*	*	*		*	*	*	*	*				*	*		*	*	*	*	*
07 - 08	MAGNUM	*	*	*	*		*	*	*	*	*				*	*		*	*	*	*	*
96 - 98	NEON																					
99	NEON																					
00	NEON																					*
01	NEON				*																	*
02 - 05	NEON				*																	*
07 - 09	NITRO	*		*	*		*	*	*	*	*				*	*		*	*	*	*	*
10	NITRO	*		*	*		*	*	*	*	*				*	*		*	*	*	*	*
11	NITRO	*		*	*		*	*	*	*	*				*	*		*	*	*	*	*
96 - 98	RAM TRUCK				*																	*
99 - 01	RAM TRUCK				*																	*
02 - 05	RAM TRUCK				*				*												*	*
06	RAM TRUCK	*			*				*						*	*		*	*	*	*	*
07 - 08	RAM TRUCK	*			*				*						*	*		*	*	*	*	*
08	RAM TRUCK	*			*				*						*	*		*	*	*	*	*
09	RAM TRUCK	*			*				*	*	*				*	*		*	*	*	*	*
10	RAM TRUCK	*			*				*	*	*				*	*		*	*	*	*	*
11 - 12	RAM TRUCK	*			*				*	*	*				*	*		*	*	*	*	*
02 - 05	RAM TRUCK (diesel)				*				*						*	*		*	*	*	*	*
06	RAM TRUCK (diesel)	*			*				*						*	*		*	*	*	*	*
07 - 08	RAM TRUCK (diesel)	*			*				*						*	*		*	*	*	*	*
09	RAM TRUCK (diesel)	*			*				*						*	*		*	*	*	*	*
10	RAM TRUCK (diesel)	*			*				*	*	*				*	*		*	*	*	*	*
11 - 12	RAM TRUCK (diesel)	*			*				*	*	*				*	*		*	*	*	*	*
96 - 97	RAM VAN																					*
98	RAM VAN																					*
99 - 01	RAM VAN																					*
02 - 03	RAM VAN																					*
96	STEALTH																					*
01 - 04	STRATUS COUPE																					
05	STRATUS COUPE				*																	
96 - 99	STRATUS SEDAN-CONV																					
00	STRATUS SEDAN-CONV																					*
01 - 02	STRATUS SEDAN-CONV																					*
03 - 06	STRATUS SEDAN-CONV				*	*																*
96 - 98	VIPER																					
99 - 00	VIPER																					
01 - 02	VIPER																					
03 - 06	VIPER			*																	*	*
08 - 10	VIPER			*																	*	*
13 - 15	VIPER			*	*	*		*	*	*	*				*	*		*	*	*	*	*
16	VIPER			*	*	*		*	*	*	*				*	*		*	*	*	*	*

## CHRYSLER / Eagle

New or significantly enhanced coverage

17.4

YEARS	MODEL	ENGINE	TRANS	ABS	AIRBAG	BODY
91 - 92	PREMIER	♦		♦		
96	SUMMIT	♦	♦	♦	♦	
96	SUMMIT WAGON	♦	♦	♦	♦	
96 - 98	TALON	♦	♦	♦	♦	
96 - 97	VISION	♦	♦	♦		♦

## CHRYSLER / Plymouth

New or significantly enhanced coverage

17.4

MAKE	YEARS	MODEL	ENGINE	TRANS	ABS	AIRBAG	BODY	HVAC	INSTRUMENT	WIRELESS CONTROL (WCM)
PLYMOUTH	96 - 98	BREEZE	♦	♦	♦		♦		♦	
	99	BREEZE	♦	♦	♦	♦	♦		♦	
	00	BREEZE	♦	♦	♦	♦	♦		♦	♦
	96	COLT	♦	♦	♦	♦				
	96	COLT VISTA	♦	♦	♦	♦				
	96 - 98	NEON	♦		♦					
	99	NEON	♦		♦	♦				
	00	NEON	♦		♦	♦				♦
	01	NEON	♦		♦	♦			♦	♦
	97 & 99	PROWLER	♦	♦						
	00 - 01	PROWLER	♦	♦		♦				
	96 - 98	VOYAGER	♦	♦	♦		♦		♦	
	99	VOYAGER	♦	♦	♦	♦	♦		♦	
00	VOYAGER	♦	♦	♦	♦	♦	♦	♦		

# CHRYSLER/RAM DIAGNOSTIC COVERAGE

## CHRYSLER / Ram

New or significantly enhanced coverage

17.4

MAKE	YEARS	MODEL	ENGINE	TRANS	ABS	AIRBAG	AIR SUSPENSION CONTROL (ASCM)	AMPLIFIER	BODY	CENTRAL GATEWAY (TIPM)	DOOR MODULES	ELECTRIC POWER STEERING (EPS)	ELECTRONIC PEDESTRIAN PROTECTION MODULE	ELECTRONIC SHIFTER (ESM)	ENTERTAINMENT TELEMATIC	FINAL DRIVE / DRIVE TRAIN / TRANSFER CASE / AWD	HANDS FREE MODULE	HIGH INTENSITY DISCHARGE TRANSLATOR	HVAC	INSTRUMENT	INTEGRATED CENTER STACK (ICS)	INTRUSION MODULE	OVERHEAD / SUNROOF MODULE	PARK ASSIST	PASSIVE ENTRY MODULE
RAM	11	C/V	*	*	*	*		*		*	*						*	*	*	*		*	*	*	*
	12 - 15	C/V	*	*	*	*		*		*	*		*				*	*	*	*		*	*	*	*
	14	PROMASTER	*	*	*	*		*		*	*				*		*	*	*	*		*	*	*	*
	15	PROMASTER	*	*	*	*		*		*	*				*		*	*	*	*		*	*	*	*
	16	PROMASTER	*	*	*	*		*		*	*				*		*	*	*	*		*	*	*	*
	14	PROMASTER (diesel)	*	*	*	*		*		*	*				*		*	*	*	*		*	*	*	*
	15	PROMASTER (diesel)	*	*	*	*		*		*	*				*		*	*	*	*		*	*	*	*
	16	PROMASTER (diesel)	*	*	*	*		*		*	*				*		*	*	*	*		*	*	*	*
	15	PROMASTER CITY	*	*	*	*		*		*	*				*		*	*	*	*		*	*	*	*
	16	PROMASTER CITY	*	*	*	*		*		*	*				*		*	*	*	*		*	*	*	*
	12	RAM TRUCK	*	*	*	*		*		*	*				*		*	*	*	*		*	*	*	*
	11 - 12	RAM TRUCK 1500	*	*	*	*		*		*	*				*		*	*	*	*		*	*	*	*
	13 - 16	RAM TRUCK 1500	*	*	*	*		*		*	*				*		*	*	*	*		*	*	*	*
	14 - 16	RAM TRUCK 1500 (diesel)	*	*	*	*		*		*	*				*		*	*	*	*		*	*	*	*
	11 - 12	RAM TRUCK 2500	*	*	*	*		*		*	*				*		*	*	*	*		*	*	*	*
	13 - 15	RAM TRUCK 2500	*	*	*	*		*		*	*				*		*	*	*	*		*	*	*	*
	16	RAM TRUCK 2500	*	*	*	*		*		*	*				*		*	*	*	*		*	*	*	*
	11 - 12	RAM TRUCK 2500 (diesel)	*	*	*	*		*		*	*				*		*	*	*	*		*	*	*	*
	13 - 15	RAM TRUCK 2500 (diesel)	*	*	*	*		*		*	*				*		*	*	*	*		*	*	*	*
	16	RAM TRUCK 2500 (diesel)	*	*	*	*		*		*	*				*		*	*	*	*		*	*	*	*
	11 - 12	RAM TRUCK 3500	*	*	*	*		*		*	*				*		*	*	*	*		*	*	*	*
	13	RAM TRUCK 3500	*	*	*	*		*		*	*				*		*	*	*	*		*	*	*	*
	14	RAM TRUCK 3500	*	*	*	*		*		*	*				*		*	*	*	*		*	*	*	*
	15	RAM TRUCK 3500	*	*	*	*		*		*	*				*		*	*	*	*		*	*	*	*
	16	RAM TRUCK 3500	*	*	*	*		*		*	*				*		*	*	*	*		*	*	*	*
	11 - 12	RAM TRUCK 3500 (diesel)	*	*	*	*		*		*	*				*		*	*	*	*		*	*	*	*
	13 - 15	RAM TRUCK 3500 (diesel)	*	*	*	*		*		*	*				*		*	*	*	*		*	*	*	*
	16	RAM TRUCK 3500 (diesel)	*	*	*	*		*		*	*				*		*	*	*	*		*	*	*	*
	12	RAM TRUCK 4000	*	*	*	*		*		*	*				*		*	*	*	*		*	*	*	*
	13	RAM TRUCK 4000	*	*	*	*		*		*	*				*		*	*	*	*		*	*	*	*
	14 - 16	RAM TRUCK 4000	*	*	*	*		*		*	*				*		*	*	*	*		*	*	*	*
	11	RAM TRUCK 4000 (diesel)	*	*	*	*		*		*	*				*		*	*	*	*		*	*	*	*
	12	RAM TRUCK 4000 (diesel)	*	*	*	*		*		*	*				*		*	*	*	*		*	*	*	*
	13	RAM TRUCK 4000 (diesel)	*	*	*	*		*		*	*				*		*	*	*	*		*	*	*	*
	14	RAM TRUCK 4000 (diesel)	*	*	*	*		*		*	*				*		*	*	*	*		*	*	*	*
	15	RAM TRUCK 4000 (diesel)	*	*	*	*		*		*	*				*		*	*	*	*		*	*	*	*
	16	RAM TRUCK 4000 (diesel)	*	*	*	*		*		*	*				*		*	*	*	*		*	*	*	*
	13	RAM TRUCK 4500	*	*	*	*		*		*	*				*		*	*	*	*		*	*	*	*
	14	RAM TRUCK 4500	*	*	*	*		*		*	*				*		*	*	*	*		*	*	*	*
	15	RAM TRUCK 4500	*	*	*	*		*		*	*				*		*	*	*	*		*	*	*	*
	16	RAM TRUCK 4500	*	*	*	*		*		*	*				*		*	*	*	*		*	*	*	*
	11 - 12	RAM TRUCK 4500 (diesel)	*	*	*	*		*		*	*				*		*	*	*	*		*	*	*	*
	13 - 15	RAM TRUCK 4500 (diesel)	*	*	*	*		*		*	*				*		*	*	*	*		*	*	*	*
	16	RAM TRUCK 4500 (diesel)	*	*	*	*		*		*	*				*		*	*	*	*		*	*	*	*
	13 - 15	RAM TRUCK 5500	*	*	*	*		*		*	*				*		*	*	*	*		*	*	*	*
	16	RAM TRUCK 5500	*	*	*	*		*		*	*				*		*	*	*	*		*	*	*	*
	11 - 12	RAM TRUCK 5500 (diesel)	*	*	*	*		*		*	*				*		*	*	*	*		*	*	*	*
	13 - 15	RAM TRUCK 5500 (diesel)	*	*	*	*		*		*	*				*		*	*	*	*		*	*	*	*
	16	RAM TRUCK 5500 (diesel)	*	*	*	*		*		*	*				*		*	*	*	*		*	*	*	*


# CHRYSLER/RAM DIAGNOSTIC COVERAGE


## CHRYSLER / Ram

New or significantly enhanced coverage

17.4

MAKE	YEARS	MODEL	POWER LIFTGATE / SLIDING DOOR	RADIO / TELEMATIC GATEWAY RADIO (TGW)	RADIO FREQUENCY HUB	SEAT MODULES	STEERING ANGLE SENSOR	STEERING COLUMN (SCM)	TPM (SKREEM / EVIC)	TRAILER BRAKE (ITBM)	TRAILER TOW	VEHICLE SYSTEM INTERFACE MODULE	WIRELESS CONTROL (WCM)	
RAM	11	C/V	*	*	*	*	*	*	*				*	
	12 - 15	C/V	*	*	*	*	*	*	*				*	
	14	PROMASTER		*					*					
	15	PROMASTER		*					*					
	16	PROMASTER		*					*					
	14	PROMASTER (diesel)												
	15	PROMASTER (diesel)		*					*					
	16	PROMASTER (diesel)		*					*					
	15	PROMASTER CITY		*	*				*	*				
	16	PROMASTER CITY		*	*				*	*	*			
	12	RAM TRUCK		*	*	*		*	*	*				*
	11 - 12	RAM TRUCK 1500			*	*	*	*	*	*	*		*	
	13 - 16	RAM TRUCK 1500			*	*	*	*	*	*	*		*	
	14 - 16	RAM TRUCK 1500 (diesel)			*	*	*	*	*	*	*		*	
	11 - 12	RAM TRUCK 2500			*	*	*	*	*	*	*		*	
	13 - 15	RAM TRUCK 2500			*	*	*	*	*	*	*		*	
	16	RAM TRUCK 2500			*	*	*	*	*	*	*		*	
	11 - 12	RAM TRUCK 2500 (diesel)			*	*	*	*	*	*	*		*	
	13 - 15	RAM TRUCK 2500 (diesel)			*	*	*	*	*	*	*		*	
	16	RAM TRUCK 2500 (diesel)			*	*	*	*	*	*	*		*	
	11 - 12	RAM TRUCK 3500			*	*	*	*	*	*	*		*	
	13	RAM TRUCK 3500			*	*	*	*	*	*	*		*	
	14	RAM TRUCK 3500			*	*	*	*	*	*	*		*	
	15	RAM TRUCK 3500			*	*	*	*	*	*	*		*	
	16	RAM TRUCK 3500			*	*	*	*	*	*	*		*	
	11 - 12	RAM TRUCK 3500 (diesel)			*	*	*	*	*	*	*		*	
	13 - 15	RAM TRUCK 3500 (diesel)			*	*	*	*	*	*	*		*	
	16	RAM TRUCK 3500 (diesel)			*	*	*	*	*	*	*		*	
	12	RAM TRUCK 4000			*	*	*	*	*	*	*		*	*
	13	RAM TRUCK 4000			*	*	*	*	*	*	*		*	*
	14 - 16	RAM TRUCK 4000			*	*	*	*	*	*	*		*	*
	11	RAM TRUCK 4000 (diesel)			*	*	*	*	*	*	*		*	*
	12	RAM TRUCK 4000 (diesel)			*	*	*	*	*	*	*		*	*
	13	RAM TRUCK 4000 (diesel)			*	*	*	*	*	*	*		*	*
	14	RAM TRUCK 4000 (diesel)			*	*	*	*	*	*	*		*	*
	15	RAM TRUCK 4000 (diesel)			*	*	*	*	*	*	*		*	*
	16	RAM TRUCK 4000 (diesel)			*	*	*	*	*	*	*		*	*
	13	RAM TRUCK 4500			*	*	*	*	*	*	*		*	*
	14	RAM TRUCK 4500			*	*	*	*	*	*	*		*	*
	15	RAM TRUCK 4500			*	*	*	*	*	*	*		*	*
	16	RAM TRUCK 4500			*	*	*	*	*	*	*		*	*
	11 - 12	RAM TRUCK 4500 (diesel)			*	*	*	*	*	*	*		*	*
	13 - 15	RAM TRUCK 4500 (diesel)			*	*	*	*	*	*	*		*	*
	16	RAM TRUCK 4500 (diesel)			*	*	*	*	*	*	*		*	*
	13 - 15	RAM TRUCK 5500			*	*	*	*	*	*	*		*	*
	16	RAM TRUCK 5500			*	*	*	*	*	*	*		*	*
	11 - 12	RAM TRUCK 5500 (diesel)			*	*	*	*	*	*	*		*	*
	13 - 15	RAM TRUCK 5500 (diesel)			*	*	*	*	*	*	*		*	*
	16	RAM TRUCK 5500 (diesel)			*	*	*	*	*	*	*		*	*

[Return to home](#) 

[Return to makes](#) 



**CHRYSLER / Sprinter** (Opt'l Kit Required)

New or significantly enhanced coverage

17.4

MAKE	YEARS	MODEL	ENGINE	TRANS	ABS / ELECTRONIC STABILITY PROGRAM	AIRBAG	INSTRUMENT	TPM (SKREEM/ EVIC)	AUTO HEADLAMP LEVELING MODULE	HVAC	PARK-TRONICS	STEERING COLUMN (SCM)	ELECTRONIC GEAR SELECTOR	HEATER BOOSTER
DODGE	02	SPRINTER												♦
	03 - 06	SPRINTER	♦	♦	♦	♦	♦			♦			♦	♦
	07 - 08	SPRINTER	♦	♦	♦	♦	♦	♦	♦	♦	♦	♦	♦	
	09	SPRINTER	♦	♦	♦	♦	♦	♦	♦	♦	♦	♦	♦	

# CHRYSLER / JEEP VEHICLE DIAGNOSTIC COVERAGE

## CHRYSLER / Jeep

New or significantly enhanced coverage

17.4

YEARS	MODEL	ENGINE	TRANS	ABS	AIRBAG	ADAPTIVE CRUISE CONTROL	ADAPTIVE FRONT LIGHTING	AIR SUSPENSION CONTROL (ASCM)	ALL WHEEL DRIVE	AMPLIFIER	AUTO HEADLAMP LEVELING	AUTO SWAY BAR SYSTEM	BLIND SPOT SENSOR	BODY	CENTRAL GATEWAY (TIPM)	DOOR MODULES	ELECTRIC PARKING BRAKE	ELECTRIC POWER STEERING (EPS)	ELECTRONIC LIMITED SLIP DIFFERENTIAL	ELECTRONIC SHIFTER (ESM)	FINAL DRIVE / DRIVE TRAIN / TRANSFER CASE / AWD		
00 - 01	CHEROKEE (RHD)	*	*	*	*																		
03	CHEROKEE (RHD)	*	*	*	*									*									
04	CHEROKEE (RHD)	*	*	*	*									*									
05	CHEROKEE (RHD)	*	*	*	*									*									
06 - 07	CHEROKEE (RHD)	*	*	*	*									*									
10 - 13	CHEROKEE									*													
14	CHEROKEE	*	*	*	*		*			*			*	*		*	*	*		*	*	*	*
15	CHEROKEE									*			*	*		*	*	*		*	*	*	*
16	CHEROKEE	*	*	*	*	*				*			*	*		*	*	*		*	*	*	*
16	CHEROKEE (DIESEL)									*													
96 - 98	CHEROKEE XJ	*	*	*	*																		
99 - 01	CHEROKEE XJ	*	*	*	*																		
06 - 07	COMMANDER	*	*	*	*		*			*					*	*				*	*	*	*
08 - 10	COMMANDER	*	*	*	*		*			*					*	*				*	*	*	*
07	COMPASS	*	*	*	*				*	*					*	*				*	*	*	*
08	COMPASS	*	*	*	*				*	*					*	*				*	*	*	*
09	COMPASS	*	*	*	*				*	*					*	*				*	*	*	*
10 - 15	COMPASS	*	*	*	*				*	*					*	*				*	*	*	*
16	COMPASS	*	*	*	*				*	*					*	*				*	*	*	*
96 - 98	GRAND CHEROKEE	*	*	*	*									*									
99	GRAND CHEROKEE	*	*	*	*									*									
00 - 01	GRAND CHEROKEE	*	*	*	*									*									
02 - 04	GRAND CHEROKEE	*	*	*	*									*		*				*	*	*	*
05 - 06	GRAND CHEROKEE	*	*	*	*		*			*					*	*				*	*	*	*
07	GRAND CHEROKEE	*	*	*	*		*			*					*	*				*	*	*	*
08 - 10	GRAND CHEROKEE	*	*	*	*		*			*					*	*				*	*	*	*
11	GRAND CHEROKEE	*	*	*	*	*	*	*		*			*	*	*	*		*	*	*	*	*	*
12 - 13	GRAND CHEROKEE	*	*	*	*	*	*	*		*			*	*	*	*		*	*	*	*	*	*
14	GRAND CHEROKEE	*	*	*	*	*	*	*		*			*	*	*	*		*	*	*	*	*	*
15	GRAND CHEROKEE	*	*	*	*	*	*	*		*			*	*	*	*	*	*	*	*	*	*	*
16	GRAND CHEROKEE	*	*	*	*	*	*	*		*			*	*	*	*	*	*	*	*	*	*	*
02 - 04	GRAND CHEROKEE (diesel)	*	*	*	*									*									
05	GRAND CHEROKEE (diesel)	*	*	*	*									*									
13	GRAND CHEROKEE (diesel)	*	*	*	*	*		*		*			*	*		*	*	*	*	*	*	*	*
14	GRAND CHEROKEE (diesel)	*	*	*	*					*				*		*	*	*	*	*	*	*	*
15	GRAND CHEROKEE (diesel)	*	*	*	*					*				*		*	*	*	*	*	*	*	*
16	GRAND CHEROKEE (diesel)	*	*	*	*					*				*		*	*	*	*	*	*	*	*
02 - 03	LIBERTY	*	*	*	*									*									
04	LIBERTY	*	*	*	*									*									
05	LIBERTY	*	*	*	*									*									
06 - 07	LIBERTY	*	*	*	*									*									
08 - 13	LIBERTY	*	*	*	*					*					*	*						*	*
02 - 03	LIBERTY (diesel)	*	*	*	*									*									
04	LIBERTY (diesel)	*	*	*	*									*									
05	LIBERTY (diesel)	*	*	*	*									*									
06	LIBERTY (diesel)	*	*	*	*									*									
07 - 08	PATRIOT	*	*	*	*					*					*	*						*	*
09	PATRIOT	*	*	*	*					*					*	*						*	*
10 - 11	PATRIOT	*	*	*	*					*					*	*						*	*
12 - 15	PATRIOT	*	*	*	*				*	*					*	*						*	*
16	PATRIOT	*	*	*	*				*	*					*	*						*	*
15	RENEGADE	*	*	*	*					*			*	*		*	*	*	*	*	*	*	*
16	RENEGADE	*	*	*	*	*				*			*	*		*	*	*	*	*	*	*	*
97 - 98	WRANGLER	*	*	*	*																		
99	WRANGLER	*	*	*	*																		
00	WRANGLER	*	*	*	*																		
01 - 02	WRANGLER	*	*	*	*																		
03 - 06	WRANGLER	*	*	*	*																		
07 - 08	WRANGLER	*	*	*	*					*		*			*	*							
09 - 10	WRANGLER	*	*	*	*					*		*			*	*							
11 - 16	WRANGLER	*	*	*	*					*		*			*	*				*	*	*	*
02 - 06	WRANGLER (rh)	*	*	*	*					*		*			*	*					*	*	*

# CHRYSLER / JEEP VEHICLE DIAGNOSTIC COVERAGE

CHRYSLER / Jeep

New or significantly enhanced coverage

17.4

YEARS	MODEL	FORWARD FACING CAMERA	HANDS FREE MODULE	HVAC	INSTRUMENT	INTEGRATED CENTER STACK (ICS)	INTRUSION MODULE	NOISE CANCELLATION	OCCUPANT CLASSIFICATION	OVERHEAD / SUNROOF MODULE	PARK ASSIST	PASSIVE ENTRY	POWER LIFTGATE (PLGM)	RADIO / TELEMATIC GATEWAY RADIO (TGW)	RADIO FREQUENCY HUB	RAIN SENSOR	SEAT MODULES	STEERING ANGLE SENSOR	STEERING COLUMN (SCM)	TPM (SKREEM / EVIC)	WIRELESS CONTROL (WCM)	
00 - 01	CHEROKEE (RHD)				*																*	
03	CHEROKEE (RHD)				*																	
04	CHEROKEE (RHD)				*				*													
05	CHEROKEE (RHD)				*				*												*	
06 - 07	CHEROKEE (RHD)				*				*												*	
10 - 13	CHEROKEE														*						*	
14	CHEROKEE	*		*	*	*			*		*		*	*	*		*		*	*	*	
15	CHEROKEE								*		*		*	*	*		*		*	*	*	
16	CHEROKEE	*		*	*	*			*		*		*	*	*		*		*	*	*	
16	CHEROKEE (DIESEL)														*						*	
96 - 98	CHEROKEE XJ																					
99 - 01	CHEROKEE XJ																					
06 - 07	COMMANDER		*	*	*		*		*	*	*		*	*	*	*	*	*	*	*	*	*
08 - 10	COMMANDER		*	*	*		*		*	*	*		*	*	*	*	*	*	*	*	*	*
07	COMPASS		*	*	*		*		*	*	*		*	*	*	*	*	*	*	*	*	*
08	COMPASS		*	*	*		*		*	*	*		*	*	*	*	*	*	*	*	*	*
09	COMPASS		*	*	*		*		*	*	*		*	*	*	*	*	*	*	*	*	*
10 - 15	COMPASS		*	*	*		*		*	*	*		*	*	*	*	*	*	*	*	*	*
16	COMPASS		*	*	*		*		*	*	*		*	*	*	*	*	*	*	*	*	*
96 - 98	GRAND CHEROKEE																					
99	GRAND CHEROKEE																					
00 - 01	GRAND CHEROKEE			*	*				*	*	*		*	*	*	*	*	*	*	*	*	*
02 - 04	GRAND CHEROKEE			*	*				*	*	*		*	*	*	*	*	*	*	*	*	*
05 - 06	GRAND CHEROKEE		*	*	*		*		*	*	*		*	*	*	*	*	*	*	*	*	*
07	GRAND CHEROKEE		*	*	*		*		*	*	*		*	*	*	*	*	*	*	*	*	*
08 - 10	GRAND CHEROKEE		*	*	*		*		*	*	*		*	*	*	*	*	*	*	*	*	*
11	GRAND CHEROKEE		*	*	*		*		*	*	*		*	*	*	*	*	*	*	*	*	*
12 - 13	GRAND CHEROKEE		*	*	*		*		*	*	*		*	*	*	*	*	*	*	*	*	*
14	GRAND CHEROKEE	*	*	*	*	*	*		*	*	*		*	*	*	*	*	*	*	*	*	*
15	GRAND CHEROKEE	*	*	*	*	*	*	*	*	*	*		*	*	*	*	*	*	*	*	*	*
16	GRAND CHEROKEE	*	*	*	*	*	*	*	*	*	*		*	*	*	*	*	*	*	*	*	*
02 - 04	GRAND CHEROKEE (diesel)			*	*				*	*	*		*	*	*	*	*	*	*	*	*	*
05	GRAND CHEROKEE (diesel)			*	*				*	*	*		*	*	*	*	*	*	*	*	*	*
13	GRAND CHEROKEE (diesel)			*	*	*	*		*	*	*		*	*	*	*	*	*	*	*	*	*
14	GRAND CHEROKEE (diesel)			*	*				*	*	*		*	*	*	*	*	*	*	*	*	*
15	GRAND CHEROKEE (diesel)			*	*			*	*	*	*		*	*	*	*	*	*	*	*	*	*
16	GRAND CHEROKEE (diesel)			*	*			*	*	*	*		*	*	*	*	*	*	*	*	*	*
02 - 03	LIBERTY				*				*	*	*		*	*	*	*	*	*	*	*	*	*
04	LIBERTY				*				*	*	*		*	*	*	*	*	*	*	*	*	*
05	LIBERTY				*				*	*	*		*	*	*	*	*	*	*	*	*	*
06 - 07	LIBERTY				*				*	*	*		*	*	*	*	*	*	*	*	*	*
08 - 13	LIBERTY		*	*	*		*		*	*	*		*	*	*	*	*	*	*	*	*	*
02 - 03	LIBERTY (diesel)				*				*	*	*		*	*	*	*	*	*	*	*	*	*
04	LIBERTY (diesel)				*				*	*	*		*	*	*	*	*	*	*	*	*	*
05	LIBERTY (diesel)				*				*	*	*		*	*	*	*	*	*	*	*	*	*
06	LIBERTY (diesel)				*				*	*	*		*	*	*	*	*	*	*	*	*	*
07 - 08	PATRIOT		*		*				*	*	*		*	*	*	*	*	*	*	*	*	*
09	PATRIOT		*		*				*	*	*		*	*	*	*	*	*	*	*	*	*
10 - 11	PATRIOT		*	*	*				*	*	*		*	*	*	*	*	*	*	*	*	*
12 - 15	PATRIOT		*	*	*		*		*	*	*		*	*	*	*	*	*	*	*	*	*
16	PATRIOT		*	*	*		*		*	*	*		*	*	*	*	*	*	*	*	*	*
15	RENEGADE	*	*	*	*				*	*	*		*	*	*	*	*	*	*	*	*	*
16	RENEGADE	*	*	*	*				*	*	*		*	*	*	*	*	*	*	*	*	*
97 - 98	WRANGLER																					
99	WRANGLER																					
00	WRANGLER																					*
01 - 02	WRANGLER				*				*	*	*		*	*	*	*	*	*	*	*	*	*
03 - 06	WRANGLER				*				*	*	*		*	*	*	*	*	*	*	*	*	*
07 - 08	WRANGLER			*	*		*		*	*	*		*	*	*	*	*	*	*	*	*	*
09 - 10	WRANGLER		*	*	*		*		*	*	*		*	*	*	*	*	*	*	*	*	*
11 - 16	WRANGLER		*	*	*		*		*	*	*		*	*	*	*	*	*	*	*	*	*
02 - 06	WRANGLER (rhd)				*				*	*	*		*	*	*	*	*	*	*	*	*	*

# FIAT VEHICLE DIAGNOSTIC COVERAGE

FIAT

New or significantly enhanced coverage

17.4

YEARS	MODEL	ENGINE	TRANS	ABS	AIRBAG	ADAPTIVE CRUISE CONTROL	BATTERY / CHARGING	BLIND SPOT SENSOR	BODY	COMFORT SEAT WHEEL	ELECTRIC POWER STEERING	ELECTRONIC SHIFTER	HAPTICAL LANE FEEDBACK	HVAC / ELECTRIC AC COMPRESSOR	INSTRUMENT	PARKING ASSIST	PROXI ALIGNMENT	RADIO	RADIO FREQUENCY HUB	SERVICE INTERVAL RESET	TELEMATIC / ENTERTAINMENT / TELEMATIC	TPMS / iTPMS	TRANSPORT MODE	WHEEL ALIGNMENT
12 - 16	500 ABARTH	*		*	*				*		*			*	*	*	*	*		*	*	*	*	*
16	500 ABARTH CONV	*		*	*				*		*			*	*	*	*	*		*	*	*	*	*
14 - 15	500L EASY	*	*	*	*				*		*	*		*	*	*	*	*		*	*	*	*	*
16	500L EASY	*	*	*	*				*		*	*		*	*	*	*	*		*	*	*	*	*
16	500x EASY	*	*	*	*	*		*	*	*	*	*	*	*	*	*	*	*	*	*	*	*	*	*
13 - 15	500 ELECTRIC			*	*		*		*		*	*		*	*	*	*	*	*	*	*	*	*	*
16	500 ELECTRIC			*	*		*		*		*	*		*	*	*	*	*	*	*	*	*	*	*
12 - 13	500 LOUNGE	*	*	*	*				*		*			*	*	*	*	*		*	*	*	*	*
14	500 LOUNGE	*	*	*	*				*		*			*	*	*	*	*		*	*	*	*	*
15	500 LOUNGE	*	*	*	*				*		*			*	*	*	*	*		*	*	*	*	*
16	500 LOUNGE	*	*	*	*				*		*			*	*	*	*	*		*	*	*	*	*
16	500 LOUNGE CONV	*	*	*	*				*		*			*	*	*	*	*		*	*	*	*	*
14	500L LOUNGE	*	*	*	*				*		*	*		*	*	*	*	*		*	*	*	*	*
15	500L LOUNGE	*	*	*	*				*		*	*		*	*	*	*	*		*	*	*	*	*
16	500L LOUNGE	*	*	*	*				*		*	*		*	*	*	*	*		*	*	*	*	*
16	500x LOUNGE	*	*	*	*	*		*	*	*	*	*	*	*	*	*	*	*	*	*	*	*	*	*
12	500 POP	*	*	*	*				*		*			*	*	*	*	*		*	*	*	*	*
13 - 14	500 POP	*	*	*	*				*		*			*	*	*	*	*		*	*	*	*	*
15	500 POP	*	*	*	*				*		*			*	*	*	*	*		*	*	*	*	*
16	500 POP	*	*	*	*				*		*			*	*	*	*	*		*	*	*	*	*
16	500 POP CONV	*	*	*	*				*		*			*	*	*	*	*		*	*	*	*	*
14	500L POP	*	*	*	*				*		*	*		*	*	*	*	*		*	*	*	*	*
15	500L POP	*	*	*	*				*		*	*		*	*	*	*	*		*	*	*	*	*
16	500L POP	*	*	*	*				*		*	*		*	*	*	*	*		*	*	*	*	*
16	500x POP	*	*	*	*	*		*	*	*	*	*	*	*	*	*	*	*	*	*	*	*	*	*
12 - 15	500 SPORT	*	*	*	*				*		*			*	*	*	*	*		*	*	*	*	*
16	500 SPORT	*	*	*	*				*		*			*	*	*	*	*		*	*	*	*	*
14 - 15	500L TREKKING	*	*	*	*				*		*	*		*	*	*	*	*		*	*	*	*	*
16	500L TREKKING	*	*	*	*				*		*	*		*	*	*	*	*		*	*	*	*	*
16	500x TREKKING	*	*	*	*	*		*	*	*	*	*	*	*	*	*	*	*	*	*	*	*	*	*
16	500x TREKKING PLUS	*	*	*	*	*		*	*	*	*	*	*	*	*	*	*	*	*	*	*	*	*	*
13 - 15	500 TURBO	*		*	*				*		*			*	*	*	*	*		*	*	*	*	*
16	500 TURBO	*		*	*				*		*			*	*	*	*	*		*	*	*	*	*

# JAGUAR DIAGNOSTIC COVERAGE

## JAGUAR

New or significantly enhanced coverage

17.4



MAKE	YEARS	MODEL	ENGINE	TRANS	ABS	AIRBAG	ALARM SYSTEM	BODY	CHASSIS CONTROL MODULE	DOOR MODULES	ELECTRONIC PARKING BRAKE	FOLDING TOP	GATEWAY MODULE	GEAR SHIFTER MODULE	HEADLAMP CONTROL MODULE	HVAC	INSTRUMENT	Keyless Vehicle	OCCUPANT CLASSIFICATION	PARK ASSIST	REAR GATE / TRUNK MODULE	SEAT MODULE	SERVICE INTERVAL RESET	SIDE OBJECT DETECTION	SPEED CONTROL	SUSPENSION	TPMS	TRANSFER CASE (AWD)	
JAGUAR	14 - 15	F-TYPE	*	*	*	*		*		*	*	*	*	*	*	*	*	*		*	*	*	*				*		
	16	F-TYPE	*	*	*	*		*	*	*	*	*	*	*	*	*	*	*	*	*	*	*	*	*				*	*
	00 - 02	S-TYPE	*	*	*	*		*		*							*												
	03	S-TYPE	*	*	*	*		*		*							*												
	04 - 05	S-TYPE	*	*	*	*		*		*	*						*			*									
	06 - 07	S-TYPE	*	*	*	*		*		*	*						*			*								*	
	08	S-TYPE	*	*	*	*		*		*	*						*			*								*	
	09	XF	*	*	*	*		*		*	*						*			*								*	
	10 - 11	XF	*	*	*	*		*		*	*						*			*								*	
	12	XF	*	*	*	*		*		*	*						*			*								*	
	13	XF	*	*	*	*		*		*	*						*			*								*	
	14	XF	*	*	*	*		*		*	*						*			*								*	
	15	XF	*	*	*	*		*		*	*						*			*								*	
	16	XF	*	*	*	*		*	*	*	*						*			*								*	
	00 - 03	XJ	*	*	*	*		*		*	*						*			*						*			
	04 - 05	XJ	*	*	*	*		*		*	*						*			*						*			
	06 - 09	XJ	*	*	*	*		*		*	*						*			*						*			
	10	XJ	*	*	*	*		*		*	*						*			*				*	*	*	*	*	
	11 - 12	XJ	*	*	*	*		*		*	*						*			*				*	*	*	*	*	
	13 - 15	XJ	*	*	*	*		*		*	*			*	*	*	*	*	*	*	*	*	*	*	*	*	*	*	
16	XJ	*	*	*	*		*		*	*			*	*	*	*	*	*	*	*	*	*	*	*	*	*	*		
00 - 02	XK	*	*	*	*		*		*	*						*			*								*		
03 - 06	XK	*	*	*	*		*		*	*						*			*								*		
07 - 09	XK	*	*	*	*		*		*	*						*			*								*		
10 - 12	XK	*	*	*	*		*		*	*						*			*								*		
13 - 14	XK	*	*	*	*		*		*	*						*			*								*		
15	XK	*	*	*	*		*		*	*						*			*								*		
02	X-TYPE	*	*	*	*		*		*	*						*			*								*		
03	X-TYPE	*	*	*	*		*		*	*						*			*								*		
04 - 05	X-TYPE	*	*	*	*		*		*	*						*			*								*		
06 - 08	X-TYPE	*	*	*	*		*		*	*						*			*								*		

## GEO

New or significantly enhanced coverage

17.4

YEARS	MODEL	ENGINE	TRANS	ABS / TRACTION CONTROL	AIRBAG
92 - 95	METRO	♦	♦	♦	♦
96 - 97	METRO	♦	♦	♦	
92	PRIZM	♦	♦		
93 - 97	PRIZM	♦	♦	♦	♦
92	STORM	♦	♦		♦
93	STORM	♦	♦		
92 - 95	TRACKER	♦	♦		
96 - 97	TRACKER	♦	♦	♦	

Return to home Return to makes 

HARLEY DAVIDSON

New or significantly enhanced coverage

17.4

YEARS	MODEL	ABS	AMPLIFIER	BODY CONTROL	ENGINE	HAND CONTROL	HANDS FREE SECURITY / TURN SIGNAL SECURITY	INSTRUMENTS	MANUAL CODES DISPLAY	RADIO	SPEEDOMETER	TACHOMETER
11 - 13	BLACKLINE	*		*	*	*					*	
13 - 16	BREAKOUT	*		*	*	*					*	
17	BREAKOUT	*		*	*	*					*	
13 - 14	CVO BREAKOUT	*		*	*	*					*	
09 - 10	CVO FAT BOB				*		*				*	*
14 - 16	CVO LIMITED	*	*	*	*	*				*	*	
17	CVO LIMITED	*	*	*	*	*				*	*	
16	CVO PRO STREET BREAKOUT	*		*	*	*					*	
17	CVO PRO STREET BREAKOUT	*	*	*	*	*					*	
09	CVO ROAD GLIDE	*			*		*			*	*	*
12 - 13	CVO ROAD GLIDE CUSTOM	*			*		*			*	*	*
11	CVO ROAD GLIDE ULTRA	*			*		*			*	*	*
15 - 16	CVO ROAD GLIDE ULTRA	*	*	*	*	*				*	*	
17	CVO ROAD GLIDE ULTRA	*	*	*	*	*				*	*	
13	CVO ROAD KING	*			*		*			*	*	*
14	CVO ROAD KING	*		*	*	*				*	*	
10	CVO SOFTAIL CONVERTIBLE				*		*				*	*
11 - 12	CVO SOFTAIL CONVERTIBLE	*		*	*	*					*	
14 - 15	CVO SOFTAIL DELUXE	*		*	*	*					*	
09	CVO SOFTAIL SPRINGER				*		*				*	*
10 - 12	CVO STREET GLIDE	*			*		*			*	*	*
15 - 16	CVO STREET GLIDE	*	*	*	*	*				*	*	
17	CVO STREET GLIDE	*	*	*	*	*				*	*	
09 - 13	CVO ULTRA CLASSIC ELECTRA GLIDE	*			*		*			*	*	
01 - 02	DYNA DEFENDER				*		*					
03 - 04	DYNA DEFENDER				*		*				*	*
08 - 11	DYNA FAT BOB				*		*				*	*
12 - 16	DYNA FAT BOB	*		*	*	*					*	
17	DYNA FAT BOB	*		*	*	*					*	
00	DYNA GLIDE CONVERTIBLE				*		*				*	
00 - 03	DYNA LOW RIDER				*		*					
04 - 11	DYNA LOW RIDER				*		*				*	*
12 - 16	DYNA LOW RIDER	*		*	*	*					*	
17	DYNA LOW RIDER	*		*	*	*					*	
16	DYNA LOW RIDER S	*		*	*	*					*	
17	DYNA LOW RIDER S	*		*	*	*					*	
06 - 11	DYNA STREET BOB				*		*				*	*
12 - 16	DYNA STREET BOB	*		*	*	*					*	
17	DYNA STREET BOB	*		*	*	*					*	
15 - 16	DYNA STREET BOB CUSTOM	*		*	*	*					*	
15 - 16	DYNA STREET BOB LIMITED	*		*	*	*					*	
00 - 03	DYNA SUPER GLIDE				*		*					
04 - 10	DYNA SUPER GLIDE				*		*				*	*
06	DYNA SUPER GLIDE 35TH ANNIVERSARY				*		*				*	*
03	DYNA SUPER GLIDE CUSTOM				*		*				*	
05 - 11	DYNA SUPER GLIDE CUSTOM				*		*				*	*
12 - 14	DYNA SUPER GLIDE CUSTOM	*		*	*	*					*	

HARLEY DAVIDSON

New or significantly enhanced coverage

17.4

YEARS	MODEL	ABS	AMPLIFIER	BODY CONTROL	ENGINE	HAND CONTROL	HANDS FREE SECURITY / TURN SIGNAL SECURITY	INSTRUMENTS	MANUAL CODES DISPLAY	RADIO	SPEEDOMETER	TACHOMETER
07 - 08	DYNA SUPER GLIDE SCREAMIN' EAGLE				*		*				*	*
00 - 03	DYNA SUPER GLIDE SPORT				*		*					
04 - 05	DYNA SUPER GLIDE SPORT				*		*				*	*
01 - 03	DYNA SUPER GLIDE T-SPORT				*		*					
12 - 16	DYNA SWITCHBACK	*		*	*	*					*	
00 - 03	DYNA WIDE GLIDE				*		*					
04 - 07	DYNA WIDE GLIDE				*		*				*	*
10 - 11	DYNA WIDE GLIDE				*		*				*	*
12 - 16	DYNA WIDE GLIDE	*		*	*	*					*	
17	DYNA WIDE GLIDE	*		*	*	*					*	
08	DYNA WIDE GLIDE 105TH ANNIVERSARY				*		*				*	*
01 - 02	DYNA WIDE GLIDE SCREAMIN' EAGLE				*		*					
00 - 01	ELECTRA GLIDE				*		*					
02 - 03	ELECTRA GLIDE				*		*				*	
04 - 07	ELECTRA GLIDE				*		*			*	*	*
08 - 10	ELECTRA GLIDE	*			*		*			*	*	*
00	ELECTRA GLIDE CLASSIC				*		*					
01	ELECTRA GLIDE CLASSIC				*		*					
02 - 03	ELECTRA GLIDE CLASSIC				*		*				*	
04 - 07	ELECTRA GLIDE CLASSIC				*		*			*	*	*
08 - 13	ELECTRA GLIDE CLASSIC	*			*		*			*	*	*
04 - 05	ELECTRA GLIDE CLASSIC SCREAMIN' EAGLE				*		*			*	*	*
05 - 06	ELECTRA GLIDE CLASSIC SHRINE				*		*			*	*	*
00	ELECTRA GLIDE POLICE				*		*					
00 - 01	ELECTRA GLIDE STANDARD POLICE				*		*					
02 - 03	ELECTRA GLIDE STANDARD POLICE				*		*				*	
04 - 07	ELECTRA GLIDE STANDARD POLICE				*		*			*	*	*
08 - 13	ELECTRA GLIDE STANDARD POLICE	*			*		*			*	*	*
14 - 16	ELECTRA GLIDE STANDARD POLICE	*		*	*	*				*	*	
17	ELECTRA GLIDE STANDARD POLICE	*	*	*	*	*				*	*	
00 - 01	ELECTRA GLIDE ULTRA CLASSIC				*		*					
02	ELECTRA GLIDE ULTRA CLASSIC				*		*				*	
14 - 16	ELECTRA GLIDE ULTRA CLASSIC	*	*	*	*	*				*	*	
17	ELECTRA GLIDE ULTRA CLASSIC	*	*	*	*	*				*	*	
15 - 16	ELECTRA GLIDE ULTRA CLASSIC LOW	*	*	*	*	*				*	*	
10 - 13	ELECTRA GLIDE ULTRA LIMITED	*			*		*			*	*	*
00	FAT BOY				*							
01 - 03	FAT BOY				*		*				*	
04 - 10	FAT BOY				*		*				*	*
11 - 16	FAT BOY	*		*	*	*					*	
17	FAT BOY	*		*	*	*					*	
10	FAT BOY LO / FAT BOY SPECIAL				*		*				*	*
11 - 16	FAT BOY LO / FAT BOY SPECIAL	*		*	*	*					*	
17	FAT BOY LO / FAT BOY SPECIAL	*		*	*	*					*	
16	FAT BOY S	*		*	*	*					*	
17	FAT BOY S	*		*	*	*					*	
05 - 06	FAT BOY SCREAMIN' EAGLE				*		*				*	*
06 - 10	FAY BOY SHRINE				*		*				*	*



HARLEY DAVIDSON

New or significantly enhanced coverage

17.4

YEARS	MODEL	ABS	AMPLIFIER	BODY CONTROL	ENGINE	HAND CONTROL	HANDS FREE SECURITY / TURN SIGNAL SECURITY	INSTRUMENTS	MANUAL CODES DISPLAY	RADIO	SPEEDOMETER	TACHOMETER
11	FAY BOY SHRINE	*		*	*	*					*	
15 - 16	FREEWHEELER	*	*	*	*	*				*	*	
17	FREEWHEELER	*	*	*	*	*				*	*	
00	FXR SUPER GLIDE				*							
06	HERITAGE SOFTAIL				*		*				*	*
08 - 10	HERITAGE SOFTAIL				*		*				*	*
00	HERITAGE SOFTAIL CLASSIC				*							
01 - 03	HERITAGE SOFTAIL CLASSIC				*		*				*	
04 - 10	HERITAGE SOFTAIL CLASSIC				*		*				*	*
11 - 16	HERITAGE SOFTAIL CLASSIC	*		*	*	*					*	
17	HERITAGE SOFTAIL CLASSIC	*		*	*	*					*	
06 - 10	HERITAGE SOFTAIL CLASSIC SHRINE				*		*				*	*
11 - 14	HERITAGE SOFTAIL CLASSIC SHRINE	*		*	*	*					*	
00	HERITAGE SOFTAIL SPRINGER				*							
01 - 03	HERITAGE SOFTAIL SPRINGER				*		*				*	
06 - 08	NIGHT ROD				*		*	*				
06 - 08	NIGHT ROD SPECIAL				*		*	*	*			
09 - 14	NIGHT ROD SPECIAL	*			*		*	*	*			
15 - 16	NIGHT ROD SPECIAL	*			*		*	*	*			
17	NIGHT ROD SPECIAL	*			*		*	*	*			
00	NIGHT TRAIN				*							
01 - 03	NIGHT TRAIN				*		*				*	
04 - 09	NIGHT TRAIN				*		*				*	*
00 - 01	ROAD GLIDE				*		*					
02 - 03	ROAD GLIDE				*		*				*	
04	ROAD GLIDE				*		*	*	*	*	*	*
05	ROAD GLIDE				*		*	*	*	*	*	*
06	ROAD GLIDE				*		*	*	*	*	*	*
07	ROAD GLIDE				*		*	*	*	*	*	*
08 - 09	ROAD GLIDE	*			*		*	*	*	*	*	*
15 - 16	ROAD GLIDE	*	*	*	*	*				*	*	
17	ROAD GLIDE	*	*	*	*	*				*	*	
10 - 13	ROAD GLIDE CUSTOM	*			*		*			*	*	*
01	ROAD GLIDE SCREAMIN' EAGLE				*		*					*
15 - 16	ROAD GLIDE SPECIAL	*	*	*	*	*				*	*	
17	ROAD GLIDE SPECIAL	*	*	*	*	*				*	*	
00	ROAD GLIDE SPECIAL SCREAMIN' EAGLE				*		*					
11 - 13	ROAD GLIDE ULTRA	*			*		*			*	*	*
16	ROAD GLIDE ULTRA	*	*	*	*	*				*	*	
17	ROAD GLIDE ULTRA	*	*	*	*	*				*	*	
00 - 01	ROAD KING				*		*					
02 - 03	ROAD KING				*		*				*	
04 - 07	ROAD KING				*		*			*	*	*
08 - 13	ROAD KING	*			*		*			*	*	*
14 - 16	ROAD KING	*		*	*	*					*	
17	ROAD KING	*		*	*	*					*	
00 - 01	ROAD KING CLASSIC				*		*					

## HARLEY DAVIDSON

New or significantly enhanced coverage

17.4

YEARS	MODEL	ABS	AMPLIFIER	BODY CONTROL	ENGINE	HAND CONTROL	HANDS FREE SECURITY / TURN SIGNAL SECURITY	INSTRUMENTS	MANUAL CODES DISPLAY	RADIO	SPEEDOMETER	TACHOMETER
04 - 07	ROAD KING CLASSIC				*		*			*	*	*
08 - 13	ROAD KING CLASSIC	*			*		*			*	*	*
14 - 16	ROAD KING CLASSIC	*		*	*	*					*	
17	ROAD KING CLASSIC	*		*	*	*					*	
03	ROAD KING CUSTOM				*		*				*	
04 - 07	ROAD KING CUSTOM				*		*			*	*	*
00 - 01	ROAD KING POLICE				*		*					
02 - 03	ROAD KING POLICE				*		*				*	
04 - 07	ROAD KING POLICE				*		*			*	*	*
08 - 13	ROAD KING POLICE	*			*		*			*	*	*
14 - 16	ROAD KING POLICE	*		*	*	*					*	
17	ROAD KING POLICE	*		*	*	*					*	
02 - 03	ROAD KING POLICE ESCORT				*		*				*	
04 - 06	ROAD KING POLICE ESCORT				*		*			*	*	*
02 - 03	ROAD KING SCREAMIN' EAGLE				*		*				*	
07	ROAD KING SCREAMIN' EAGLE				*		*			*	*	*
08	ROAD KING SCREAMIN' EAGLE	*			*		*			*	*	*
17	ROAD KING SPECIAL	*		*	*	*					*	
03	ROAD KING SHRINE				*		*				*	
04 - 07	ROAD KING SHRINE				*		*			*	*	*
08 - 13	ROAD KING SHRINE	*			*		*			*	*	*
06	SOFTAIL				*		*				*	*
08 - 10	SOFTAIL CROSS BONES				*		*				*	*
07 - 10	SOFTAIL CUSTOM				*		*				*	*
05 - 10	SOFTAIL DELUXE				*		*				*	*
11 - 16	SOFTAIL DELUXE	*		*	*	*					*	
17	SOFTAIL DELUXE	*		*	*	*					*	
00	SOFTAIL DEUCE				*		*				*	
01 - 03	SOFTAIL DEUCE				*		*				*	
04 - 07	SOFTAIL DEUCE				*		*				*	*
03	SOFTAIL DEUCE SCREAMIN' EAGLE				*		*				*	
04	SOFTAIL DEUCE SCREAMIN' EAGLE				*		*				*	*
08 - 09	SOFTAIL ROCKER				*		*				*	*
10	SOFTAIL ROCKER C				*		*				*	*
11	SOFTAIL ROCKER C	*		*	*	*					*	*
08 - 09	SOFTAIL ROCKER CUSTOM				*		*				*	*
12 - 16	SOFTAIL SLIM	*		*	*	*					*	
17	SOFTAIL SLIM	*		*	*	*					*	
16	SOFTAIL SLIM S	*		*	*	*					*	
17	SOFTAIL SLIM S	*		*	*	*					*	
05 - 07	SOFTAIL SPRINGER CLASSIC				*		*				*	*
07 - 08	SOFTAIL SPRINGER SCREAMIN' EAGLE				*		*				*	*
00	SOFTAIL STANDARD				*		*				*	
01 - 03	SOFTAIL STANDARD				*		*				*	
04 - 05	SOFTAIL STANDARD				*		*				*	*
07 - 10	SOFTAIL STANDARD				*		*				*	*
11 - 15	SOFTAIL STANDARD	*		*	*		*				*	

HARLEY DAVIDSON

New or significantly enhanced coverage

17.4

YEARS	MODEL	ABS	AMPLIFIER	BODY CONTROL	ENGINE	HAND CONTROL	HANDS FREE SECURITY / TURN SIGNAL SECURITY	INSTRUMENTS	MANUAL CODES DISPLAY	RADIO	SPEEDOMETER	TACHOMETER
00 - 03	SPORTSTER XL 1200								*			
00 - 03	SPORTSTER XL 1200C CUSTOM								*			
04	SPORTSTER XL 1200C CUSTOM				*		*				*	
05	SPORTSTER XL 1200C CUSTOM				*		*				*	
06 - 13	SPORTSTER XL 1200C CUSTOM				*		*				*	*
14 - 16	SPORTSTER XL 1200C CUSTOM	*		*	*	*					*	
17	SPORTSTER CL 1200C CUSTOM	*		*	*	*					*	
13	SPORTSTER XL 1200Ca CUSTOM LIMITED A				*		*				*	*
14 - 16	SPORTSTER XL 1200Ca CUSTOM LIMITED A	*		*	*	*					*	
13	SPORTSTER XL 1200CB CUSTOM LIMITED B				*		*				*	*
14 - 16	SPORTSTER XL 1200CB CUSTOM LIMITED B	*		*	*	*					*	
17	SPORTSTER XL 1200CB CUSTOM LIMITED B	*		*	*	*					*	
11 - 13	SPORTSTER XL 1200CP CUSTOM				*		*				*	*
14	SPORTSTER XL 1200CP CUSTOM	*		*	*	*					*	
15 - 16	SPORTSTER XL 1200CP FACTORY CUSTOM	*		*	*	*					*	
17	SPORTSTER CL 1200CX ROADSTER	*		*	*	*					*	
06 - 11	SPORTSTER XL 1200L LOW				*		*				*	*
07 - 12	SPORTSTER XL 1200N NIGHTSTER				*		*				*	*
04	SPORTSTER XL 1200R ROADSTER				*		*				*	
05	SPORTSTER XL 1200R ROADSTER				*		*				*	
06 - 09	SPORTSTER XL 1200R ROADSTER				*		*				*	*
00 - 03	SPORTSTER XL 1200S SPORT				*		*				*	
14 - 16	SPORTSTER XL 1200T SUPERLOW	*		*	*	*					*	
17	SPORTSTER XL 1200T SUPERLOW	*		*	*	*					*	
12 - 13	SPORTSTER XL 1200V SEVENTY-TWO				*		*				*	*
14 - 16	SPORTSTER XL 1200V SEVENTY-TWO	*		*	*	*					*	
10 - 13	SPORTSTER XL 1200X FORTY-EIGHT				*		*				*	*
14 - 16	SPORTSTER XL 1200X FORTY-EIGHT	*		*	*	*					*	
17	SPORTSTER XL 1200X FORTY-EIGHT	*		*	*	*					*	
07	SPORTSTER XL 50 50TH ANNIVERSARY SPORTSTER				*		*				*	*
00 - 03	SPORTSTER XL 883				*		*		*		*	
04	SPORTSTER XL 883				*		*				*	
05	SPORTSTER XL 883				*		*				*	
06 - 09	SPORTSTER XL 883				*		*				*	*
05	SPORTSTER XL 883 LOW				*		*				*	
00 - 03	SPORTSTER XL 883C CUSTOM				*		*		*		*	
04	SPORTSTER XL 883C CUSTOM				*		*				*	
05	SPORTSTER XL 883C CUSTOM				*		*				*	
06 - 09	SPORTSTER XL 883C CUSTOM				*		*				*	*
00 - 03	SPORTSTER XL 883H HUGGER				*		*		*		*	
06 - 10	SPORTSTER XL 883L LOW				*		*				*	*
11 - 13	SPORTSTER XL 883L SUPERLOW				*		*				*	*
14 - 16	SPORTSTER XL 883L SUPERLOW	*		*	*	*					*	
17	SPORTSTER XL 883L SUPERLOW	*		*	*	*					*	
09 - 13	SPORTSTER XL 883N IRON				*		*				*	*
14 - 16	SPORTSTER XL 883N IRON	*		*	*	*					*	
17	SPORTSTER XL 883N IRON	*		*	*	*					*	
02 - 03	SPORTSTER XL 883R				*		*		*		*	

HARLEY DAVIDSON

New or significantly enhanced coverage

17.4

YEARS	MODEL	ABS	AMPLIFIER	BODY CONTROL	ENGINE	HAND CONTROL	HANDS FREE SECURITY / TURN SIGNAL SECURITY	INSTRUMENTS	MANUAL CODES DISPLAY	RADIO	SPEEDOMETER	TACHOMETER
05	SPORTSTER XL 883R				*		*					
06	SPORTSTER XL 883R				*		*				*	*
07 - 13	SPORTSTER XL 883R ROADSTER				*		*				*	*
14 - 15	SPORTSTER XL 883R ROADSTER	*		*	*	*					*	
08 - 10	SPORTSTER XR 1200				*		*				*	*
10 - 13	SPORTSTER XR 1200x				*		*				*	*
00	SPRINGER SOFTAIL				*							
01 - 03	SPRINGER SOFTAIL				*		*				*	
04 - 06	SPRINGER SOFTAIL				*		*				*	*
14 - 15	STREET 500	*		*	*						*	
16	STREET 500	*		*	*	*					*	
17	STREET 500	*		*	*	*					*	
14 - 15	STREET 750	*		*	*	*					*	
16	STREET 750	*		*	*	*					*	
17	STREET 750	*		*	*	*					*	
06 - 07	STREET GLIDE				*		*			*	*	*
08 - 13	STREET GLIDE	*			*		*			*	*	*
14 - 16	STREET GLIDE	*	*	*	*	*				*	*	
17	STREET GLIDE	*	*	*	*	*				*	*	
14	STREET GLIDE SHRINE	*	*	*	*	*				*	*	
14 - 16	STREET GLIDE SPECIAL	*	*	*	*	*				*	*	
17	STREET GLIDE SPECIAL	*	*	*	*	*				*	*	
10	STREET GLIDE TRIKE	*			*		*			*	*	*
06 - 07	STREET ROD				*		*	*				
17	STREET ROD	*		*	*	*					*	
17	TRI GLIDE ULTRA	*	*	*	*	*				*	*	
10 - 13	TRI GLIDE ULTRA CLASSIC	*			*		*			*	*	*
14 - 16	TRI GLIDE ULTRA CLASSIC	*	*	*	*	*				*	*	
03	ULTRA CLASSIC ELECTRA GLIDE				*		*				*	
04 - 07	ULTRA CLASSIC ELECTRA GLIDE				*		*			*	*	*
08 - 13	ULTRA CLASSIC ELECTRA GLIDE	*			*		*			*	*	*
06 - 07	ULTRA CLASSIC ELECTRA GLIDE SCREAMIN' EAGLE				*		*			*	*	*
08	ULTRA CLASSIC ELECTRA GLIDE SCREAMIN' EAGLE	*			*		*			*	*	*
00	ULTRA CLASSIC ELECTRA GLIDE SHRINE				*		*				*	
03	ULTRA CLASSIC ELECTRA GLIDE SHRINE				*		*				*	
04 - 06	ULTRA CLASSIC ELECTRA GLIDE SHRINE				*		*			*	*	*
07	ULTRA CLASSIC ELECTRA GLIDE SHRINE				*		*			*	*	*
08 - 13	ULTRA CLASSIC ELECTRA GLIDE SHRINE	*			*		*			*	*	*
00	ULTRA CLASSIC ELECTRA GLIDE WITH SIDECAR				*		*				*	
03	ULTRA CLASSIC ELECTRA GLIDE WITH SIDECAR				*		*				*	
05 - 07	ULTRA CLASSIC ELECTRA GLIDE WITH SIDECAR				*		*			*	*	*
08 - 10	ULTRA CLASSIC ELECTRA GLIDE WITH SIDECAR				*		*			*	*	*
14 - 16	ULTRA LIMITED	*	*	*	*	*				*	*	
17	ULTRA LIMITED	*	*	*	*	*				*	*	
15 - 16	ULTRA LIMITED LOW	*	*	*	*	*				*	*	
17	ULTRA LIMITED LOW	*	*	*	*	*				*	*	
14 - 16	ULTRA LIMITED SHRINE	*	*	*	*	*				*	*	
17	ULTRA LIMITED SHRINE	*	*	*	*	*				*	*	

# HARLEY DAVIDSON VEHICLE DIAGNOSTIC COVERAGE

## HARLEY DAVIDSON

New or significantly enhanced coverage

17.4

YEARS	MODEL	ABS	AMPLIFIER	BODY CONTROL	ENGINE	HAND CONTROL	HANDS FREE SECURITY / TURN SIGNAL SECURITY	INSTRUMENTS	MANUAL CODES DISPLAY	RADIO	SPEEDOMETER	TACHOMETER
02 - 08	V-ROD				*		*	*				
09 - 10	V-ROD	*			*		*	*				
06	V-ROD DESTROYER				*							
09 - 14	V-ROD MUSCLE	*			*		*	*				
15 - 16	V-ROD MUSCLE	*			*		*	*				
17	V-ROD MUSCLE	*			*		*	*				
05 - 06	V-ROD SCREAMIN' EAGLE				*		*	*				

[Return to home](#) ➔

[Return to makes](#) ➔

HONDA

New or significantly enhanced coverage

17.4

MAKE	YEARS	MODEL	ENGINE	TRANS	ABS / TRACTION CONTROL	AIRBAG	4WD / AWD CONTROL	ACTIVE CONTROL MOUNT	ANTI-COLLISION SYSTEMS	ANTI-THEFT	AUTO HEADLAMP LEVELING	AUTO-TEMP CONTROL / HVAC	BLIND SPOT	BODY / GEM / EATC	BODY LIGHTING / LIGHTING	CAN GATEWAY	DOOR / MIRROR / SEAT / TAILGATE	ELECTRIC POWER STEER / COLUMN	GAUGES
HONDA	92 - 94	ACCORD	*	*	*														
	95 - 99	ACCORD	*	*	*	*													
	00 - 02	ACCORD	*	*	*	*													
	03 - 04	ACCORD	*	*	*	*				*		*			*		*		
	05 - 07	ACCORD	*	*	*	*				*		*		*	*		*	*	
	08	ACCORD	*	*	*	*				*		*		*	*		*		
	09 - 11	ACCORD	*	*	*	*		*		*		*		*	*		*		
	12	ACCORD	*	*	*	*		*		*		*		*	*		*		
	13	ACCORD	*	*	*	*		*	*	*		*		*	*		*	*	
	14	ACCORD	*	*	*	*		*	*	*		*		*	*		*	*	
	15	ACCORD	*	*	*	*		*	*	*		*		*	*		*	*	
	16	ACCORD	*	*	*	*		*	*	*		*		*	*		*	*	*
	05 - 07	ACCORD HYBRID	*	*	*	*				*		*		*	*		*	*	
	14	ACCORD HYBRID	*	*	*	*				*		*		*	*		*	*	
	15	ACCORD HYBRID	*	*	*	*				*		*		*	*		*	*	
	16	ACCORD HYBRID	*	*	*	*				*		*		*	*		*	*	*
	16	ACCORD PLUG-IN	*	*	*	*				*		*		*	*	*	*	*	*
	92 - 93	CIVIC	*	*	*	*													
	94 - 95	CIVIC	*	*	*	*													
	96 - 02	CIVIC	*	*	*	*					*								*
	03 - 05	CIVIC	*	*	*	*					*								*
	06 - 08	CIVIC	*	*	*	*					*			*	*		*	*	
	09 - 10	CIVIC	*	*	*	*					*			*	*		*	*	
	11	CIVIC	*	*	*	*					*			*	*		*	*	
	12 - 13	CIVIC	*	*	*	*					*	*		*	*		*	*	
	14	CIVIC	*	*	*	*					*	*		*	*		*	*	
	15	CIVIC	*	*	*	*					*	*		*	*		*	*	
	16	CIVIC	*	*	*	*					*	*	*	*	*	*	*	*	*
	03 - 05	CIVIC HYBRID	*	*	*	*					*								*
	06 - 08	CIVIC HYBRID	*	*	*	*					*				*	*		*	*
	09	CIVIC HYBRID	*	*	*	*					*				*	*		*	*
	10	CIVIC HYBRID	*	*	*	*					*				*	*		*	*
	11	CIVIC HYBRID	*	*	*	*					*				*	*		*	*
	12	CIVIC HYBRID	*	*	*	*					*				*	*		*	*
	13	CIVIC HYBRID	*	*	*	*					*	*			*	*		*	*
	14	CIVIC HYBRID	*	*	*	*			*	*	*				*	*		*	*
	15	CIVIC HYBRID	*	*	*	*			*	*	*				*	*		*	*
	96 - 97	CIVIC DEL SOL	*	*	*	*													
	10 - 11	CROSSTOUR	*	*	*	*					*	*		*	*		*	*	
	12	CROSSTOUR	*	*	*	*					*	*		*	*		*	*	
13	CROSSTOUR	*	*	*	*			*	*	*			*	*		*	*		
14	CROSSTOUR	*	*	*	*			*	*	*			*	*		*	*	*	
15	CROSSTOUR	*	*	*	*			*	*	*	*		*	*		*	*		
97 - 02	CR-V	*	*	*	*														
03 - 04	CR-V	*	*	*	*					*									
05 - 06	CR-V	*	*	*	*					*									
07 - 08	CR-V	*	*	*	*					*			*	*		*	*		
09	CR-V	*	*	*	*					*	*		*	*		*	*		
10	CR-V	*	*	*	*					*	*		*	*		*	*		
11	CR-V	*	*	*	*					*	*		*	*		*	*		
12	CR-V	*	*	*	*					*	*		*	*		*	*	*	
13	CR-V	*	*	*	*		*			*	*		*	*		*	*		
14	CR-V	*	*	*	*		*			*	*		*	*		*	*	*	
15	CR-V	*	*	*	*		*			*	*		*	*		*	*	*	
16	CR-V	*	*	*	*		*			*	*		*	*		*	*	*	

HONDA

New or significantly enhanced coverage

17.4

MAKE	YEARS	MODEL	ENGINE	TRANS	ABS / TRACTION CONTROL	AIRBAG	4WD / AWD CONTROL	ACTIVE CONTROL MOUNT	ANTI-COLLISION SYSTEMS	ANTI-THEFT	AUTO HEADLAMP LEVELING	AUTO-TEMP CONTROL / HVAC	BLIND SPOT	BODY / GEM / EATC	BODY LIGHTING / LIGHTING	CAN GATEWAY	DOOR / MIRROR / SEAT / TAILGATE	ELECTRIC POWER STEER / COLUMN	GAUGES
	11	CR-Z HYBRID	*	*	*	*				*		*		*	*		*	*	
	12 - 13	CR-Z HYBRID	*	*	*	*				*		*		*	*		*	*	
	14	CR-Z HYBRID	*	*	*	*				*		*		*	*		*	*	
	15	CR-Z HYBRID	*	*	*	*				*		*		*	*		*	*	
	16	CR-Z HYBRID	*	*	*	*				*		*		*	*		*	*	*
	03 - 06	ELEMENT	*	*	*	*				*									
	07 - 08	ELEMENT	*	*	*	*				*									
	09 - 11	ELEMENT	*	*	*	*				*									
	07	FIT	*	*	*	*				*								*	
	08	FIT	*	*	*	*				*								*	
	09 - 10	FIT	*	*	*	*				*				*	*		*	*	
	11	FIT	*	*	*	*				*				*	*		*	*	
	12 - 13	FIT	*	*	*	*				*				*	*		*	*	
	14	FIT	*	*	*	*				*				*	*		*	*	
	15	FIT	*	*	*	*				*	*			*	*		*	*	
	16	FIT	*	*	*	*				*	*			*	*		*	*	*
	13	FIT EV			*	*					*			*	*		*	*	
	14	FIT EV			*	*					*			*	*		*	*	
	15	FIT EV			*	*					*			*	*		*	*	
	16	HRV	*	*	*	*	*			*		*		*	*		*	*	*
	00	INSIGHT	*	*	*	*												*	
	01	INSIGHT	*	*	*	*												*	
	02	INSIGHT	*	*	*	*												*	
	03 - 06	INSIGHT	*	*	*	*				*								*	
	10	INSIGHT	*	*	*	*				*	*			*	*		*	*	
	11	INSIGHT	*	*	*	*				*	*			*	*		*	*	
	12 - 13	INSIGHT	*	*	*	*				*	*			*	*		*	*	
	14	INSIGHT	*	*	*	*				*	*			*	*		*	*	
	15	INSIGHT	*	*	*	*				*	*			*	*		*	*	
	16	INSIGHT	*	*	*	*				*	*			*	*		*	*	*
	95 - 02	ODYSSEY	*	*	*	*				*	*			*	*		*	*	*
	03 - 04	ODYSSEY	*	*	*	*				*	*			*	*		*	*	
	05 - 08	ODYSSEY	*	*	*	*				*	*			*	*		*	*	
	09 - 10	ODYSSEY	*	*	*	*				*	*			*	*		*	*	
	11	ODYSSEY	*	*	*	*				*	*	*		*	*		*	*	
	12	ODYSSEY	*	*	*	*				*	*	*	*	*	*		*	*	
	13	ODYSSEY	*	*	*	*		*	*	*	*	*	*	*	*		*	*	
	14	ODYSSEY	*	*	*	*		*	*	*	*	*	*	*	*		*	*	
	15	ODYSSEY	*	*	*	*		*	*	*	*	*	*	*	*		*	*	
	16	ODYSSEY	*	*	*	*		*	*	*	*	*	*	*	*		*	*	*
	94 - 95	PASSPORT	*	*	*	*													
	96 - 02	PASSPORT	*	*	*	*													
	03 - 04	PILOT	*	*	*	*	*			*									
	05	PILOT	*	*	*	*	*			*									
	06 - 08	PILOT	*	*	*	*	*			*									
	09	PILOT	*	*	*	*	*			*	*			*	*		*	*	
	10	PILOT	*	*	*	*	*			*	*	*		*	*		*	*	
	11	PILOT	*	*	*	*	*			*	*	*		*	*		*	*	
	12	PILOT	*	*	*	*	*			*	*	*		*	*		*	*	
	13	PILOT	*	*	*	*	*	*	*	*	*	*	*	*	*		*	*	
	14	PILOT	*	*	*	*	*	*	*	*	*	*	*	*	*		*	*	
	15	PILOT	*	*	*	*	*	*	*	*	*	*	*	*	*		*	*	
	16	PILOT	*	*	*	*	*	*	*	*	*	*	*	*	*		*	*	*
	92 - 93	PRELUDE	*	*	*	*							*	*	*		*	*	*
	94 - 95	PRELUDE	*	*	*	*							*	*	*		*	*	*

HONDA

New or significantly enhanced coverage

17.4

MAKE	YEARS	MODEL	ENGINE	TRANS	ABS / TRACTION CONTROL	AIRBAG	4WD / AWD CONTROL	ACTIVE CONTROL MOUNT	ANTI-COLLISION SYSTEMS	ANTI-THEFT	AUTO HEADLAMP LEVELING	AUTO-TEMP CONTROL / HVAC	BLIND SPOT	BODY / GEM / EATC	BODY LIGHTING / LIGHTING	CAN GATEWAY	DOOR / MIRROR / SEAT / TAILGATE	ELECTRIC POWER STEER / COLUMN	GAUGES
	96 - 99	PRELUDE	*	*	*	*													
	00 - 01	PRELUDE	*	*	*	*													
	06	RIDGELINE	*	*	*	*	*			*		*		*	*		*		
	07 - 08	RIDGELINE	*	*	*	*	*			*		*		*	*		*		
	09	RIDGELINE	*	*	*	*	*			*		*		*	*		*		
	10	RIDGELINE	*	*	*	*	*			*		*		*	*		*		
	11	RIDGELINE	*	*	*	*	*			*		*		*	*		*		
	12	RIDGELINE	*	*	*	*	*			*		*		*	*		*		
	13	RIDGELINE	*	*	*	*	*			*		*		*	*		*		
	14	RIDGELINE	*	*	*	*	*			*		*		*	*		*		
	15	RIDGELINE	*	*	*	*	*			*		*		*	*		*		
	00 - 01	S2000	*		*	*												*	
	02	S2000	*		*	*												*	
	03	S2000	*		*	*				*								*	
	04	S2000	*		*	*				*								*	
	05	S2000	*		*	*				*								*	
	06 - 09	S2000	*		*	*				*								*	



HONDA

New or significantly enhanced coverage

17.4

MAKE	YEARS	MODEL	HANDS FREE / DRIVER INTERFACE	HYBRID CONTROLS	IMA	INSTRUMENT	KEYLESS ACCESS / TRANSMITTER	LANE DEPARTURE / FORWARD COLLISION WARNING	MOTOR CONTROL	MULTI FUNCTION / CRUISE CONTROL	PARKING AID / PARKING SENSOR	POWER WINDOWS / SUNROOF	SERVICE INTERVAL RESET	SIGNAL CHECK MODE (SCS)	TPMS	WHEEL ALIGNMENT	WIPER MODULE	
HONDA	92 - 94	ACCORD																
	95 - 99	ACCORD																
	00 - 02	ACCORD																
	03 - 04	ACCORD				*	*										*	
	05 - 07	ACCORD				*	*										*	
	08	ACCORD	*			*	*					*			*	*	*	
	09 - 11	ACCORD				*	*					*			*	*	*	
	12	ACCORD				*	*					*			*	*	*	
	13	ACCORD				*	*				*				*	*	*	
	14	ACCORD				*	*			*		*			*	*	*	
	15	ACCORD				*	*	*	*	*	*	*	*	*	*	*	*	*
	16	ACCORD				*	*	*	*	*	*	*	*	*	*	*	*	*
	05 - 07	ACCORD HYBRID			*		*	*										
	14	ACCORD HYBRID			*		*	*	*	*	*	*	*	*	*	*	*	*
	15	ACCORD HYBRID			*		*	*	*	*	*	*	*	*	*	*	*	*
	16	ACCORD HYBRID					*	*	*	*	*	*	*	*	*	*	*	*
	16	ACCORD PLUG-IN					*	*	*	*	*	*	*	*	*	*	*	*
	92 - 93	CIVIC																
	94 - 95	CIVIC																
	96 - 02	CIVIC																
	03 - 05	CIVIC																
	06 - 08	CIVIC				*	*	*								*	*	*
	09 - 10	CIVIC	*			*	*	*								*	*	*
	11	CIVIC	*			*	*	*								*	*	*
	12 - 13	CIVIC				*	*	*								*	*	*
	14	CIVIC				*	*	*							*	*	*	*
	15	CIVIC				*	*	*						*	*	*	*	*
	16	CIVIC				*	*	*				*	*	*	*	*	*	*
	03 - 05	CIVIC HYBRID			*		*	*										
	06 - 08	CIVIC HYBRID			*		*	*								*	*	*
	09	CIVIC HYBRID	*		*		*	*								*	*	*
	10	CIVIC HYBRID			*		*	*								*	*	*
	11	CIVIC HYBRID					*	*								*	*	*
	12	CIVIC HYBRID					*	*								*	*	*
	13	CIVIC HYBRID					*	*								*	*	*
	14	CIVIC HYBRID			*		*	*							*	*	*	*
	15	CIVIC HYBRID					*	*	*					*	*	*	*	*
	96 - 97	CIVIC DEL SOL																
	10 - 11	CROSSTOUR				*	*	*								*	*	*
	12	CROSSTOUR	*			*	*	*					*			*	*	*
	13	CROSSTOUR	*			*	*	*					*		*	*	*	*
	14	CROSSTOUR	*		*	*	*	*					*	*	*	*	*	*
	15	CROSSTOUR	*			*	*	*	*				*	*	*	*	*	*
	97 - 02	CR-V																
	03 - 04	CR-V																
05 - 06	CR-V															*		
07 - 08	CR-V			*		*	*								*	*	*	
09	CR-V					*	*								*	*	*	
10	CR-V					*	*								*	*	*	
11	CR-V					*	*								*	*	*	
12	CR-V					*	*								*	*	*	
13	CR-V					*	*								*	*	*	
14	CR-V					*	*						*	*	*	*	*	
15	CR-V					*	*					*	*	*	*	*	*	
16	CR-V					*	*					*	*	*	*	*	*	

HONDA

New or significantly enhanced coverage

17.4

MAKE	YEARS	MODEL	HANDS FREE / DRIVER INTERFACE	HYBRID CONTROLS	IMA	INSTRUMENT	KEYLESS ACCESS / TRANSMITTER	LANE DEPARTURE / FORWARD COLLISION WARNING	MOTOR CONTROL	MULTI FUNCTION / CRUISE CONTROL	PARKING AID / PARKING SENSOR	POWER WINDOWS / SUNROOF	SERVICE INTERVAL RESET	SIGNAL CHECK MODE (SCS)	TPMS	WHEEL ALIGNMENT	WIPER MODULE
	11	CR-Z HYBRID	*			*	*								*	*	*
	12 - 13	CR-Z HYBRID	*			*	*								*	*	*
	14	CR-Z HYBRID	*	*		*	*						*		*	*	*
	15	CR-Z HYBRID	*			*	*						*		*	*	*
	16	CR-Z HYBRID	*		*	*	*						*		*	*	*
	03 - 06	ELEMENT															
	07 - 08	ELEMENT				*									*	*	
	09 - 11	ELEMENT				*									*	*	
	07	FIT				*									*	*	
	08	FIT				*									*	*	
	09 - 10	FIT				*	*								*	*	*
	11	FIT				*	*								*	*	*
	12 - 13	FIT				*	*							*	*	*	*
	14	FIT				*	*						*		*	*	*
	15	FIT				*	*							*	*	*	*
	16	FIT				*	*							*	*	*	*
	13	FIT EV		*		*	*		*					*	*	*	*
	14	FIT EV		*		*	*		*				*	*	*	*	*
	15	FIT EV		*		*	*		*				*	*	*	*	*
	16	HRV	*			*	*	*		*			*		*	*	*
	00	INSIGHT		*											*	*	*
	01	INSIGHT		*											*	*	*
	02	INSIGHT				*									*	*	*
	03 - 06	INSIGHT				*									*	*	*
	10	INSIGHT		*		*	*								*	*	*
	11	INSIGHT		*		*	*								*	*	*
	12 - 13	INSIGHT	*			*	*							*	*	*	*
	14	INSIGHT	*	*		*	*						*	*	*	*	*
	15	INSIGHT	*			*	*						*	*	*	*	*
	16	INSIGHT	*		*	*	*						*	*	*	*	*
	95 - 02	ODYSSEY															
	03 - 04	ODYSSEY															
	05 - 08	ODYSSEY				*	*								*	*	*
	09 - 10	ODYSSEY	*			*	*								*	*	*
	11	ODYSSEY				*	*				*	*			*	*	*
	12	ODYSSEY				*	*				*	*			*	*	*
	13	ODYSSEY				*	*				*	*			*	*	*
	14	ODYSSEY				*	*				*	*	*		*	*	*
	15	ODYSSEY				*	*	*			*	*	*		*	*	*
	16	ODYSSEY				*	*	*			*	*	*		*	*	*
	94 - 95	PASSPORT															
	96 - 02	PASSPORT															
	03 - 04	PILOT															
	05	PILOT													*	*	*
	06 - 08	PILOT				*									*	*	*
	09	PILOT	*			*	*				*	*			*	*	*
	10	PILOT	*			*	*				*	*			*	*	*
	11	PILOT	*			*	*				*	*			*	*	*
	12	PILOT	*			*	*				*	*			*	*	*
	13	PILOT	*			*	*				*	*			*	*	*
	14	PILOT	*			*	*				*	*	*		*	*	*
	15	PILOT	*			*	*				*	*	*		*	*	*
	16	PILOT	*			*	*			*	*	*	*		*	*	*
	92 - 93	PRELUDE								*					*	*	*
	94 - 95	PRELUDE								*					*	*	*

**HONDA**

New or significantly enhanced coverage

17.4

MAKE	YEARS	MODEL	HANDS FREE / DRIVER INTERFACE	HYBRID CONTROLS	IMA	INSTRUMENT	KEYLESS ACCESS / TRANSMITTER	LANE DEPARTURE / FORWARD COLLISION WARNING	MOTOR CONTROL	MULTI FUNCTION / CRUISE CONTROL	PARKING AID / PARKING SENSOR	POWER WINDOWS / SUNROOF	SERVICE INTERVAL RESET	SIGNAL CHECK MODE (SCS)	TPMS	WHEEL ALIGNMENT	WIPER MODULE
	96 - 99	PRELUDE															
	00 - 01	PRELUDE															
	06	RIDGELINE				*	*								*	*	*
	07 - 08	RIDGELINE				*	*								*	*	*
	09	RIDGELINE				*	*								*	*	*
	10	RIDGELINE				*	*								*	*	*
	11	RIDGELINE				*	*				*				*	*	*
	12	RIDGELINE				*	*				*				*	*	*
	13	RIDGELINE				*	*				*				*	*	*
	14	RIDGELINE				*	*				*		*	*	*	*	*
	15	RIDGELINE				*	*				*		*	*	*	*	*
	00 - 01	S2000															
	02	S2000															
	03	S2000															
	04	S2000															
	05	S2000															
	06 - 09	S2000				*										*	

# HYUNDAI VEHICLE DIAGNOSTIC COVERAGE

## HYUNDAI

New or significantly enhanced coverage

17.4

YEARS	MODEL	ENGINE	TRANS	ABS / TRACTION CONTROL	AIRBAG	4WD / AWD CONTROL	ACTIVE AIR FLAP	ACTIVE HYDRAULIC BOOSTER	ADAPTIVE FRONT LIGHTING	AMPLIFIER	AUDIO / NAVI / DIGITAL INFO	AUTOMATIC HEADLAMP LEVELING	AUTO-TEMP CONTROL / HVAC	BATTERY MGMT	BLIND SPOT	BODY / GEM / EATC	CENTRAL GATEWAY	CLUSTER / INSTRUMENT PANEL	DOOR / MIRROR / WINDOW	ELECTRONIC PARKING BRAKE	ELECTRONIC POWER STEERING	EMERGENCY BRAKING	FOB KEY RELEARN / KEYLESS ENTRY	FRONT & REAR BODY
96 - 05	ACCENT	*	*	*	*																			
06	ACCENT	*	*	*	*							*									*			
07	ACCENT	*	*	*	*							*									*			
08 - 11	ACCENT	*	*	*	*							*									*			
12 - 16	ACCENT	*	*	*	*							*									*			
06	AZERA	*	*	*	*							*				*			*		*		*	
07 - 11	AZERA	*	*	*	*							*				*			*		*		*	
12 - 14	AZERA	*	*	*	*							*				*		*	*	*	*		*	
15 - 16	AZERA	*	*	*	*					*		*			*	*		*	*	*	*		*	
92	ELANTRA	*	*	*	*					*		*			*			*	*	*	*		*	
93 - 05	ELANTRA	*	*	*	*							*									*		*	
06	ELANTRA	*	*	*	*							*									*		*	
07 - 10	ELANTRA	*	*	*	*							*				*					*		*	
11	ELANTRA	*	*	*	*							*				*					*		*	
12	ELANTRA	*	*	*	*							*				*					*		*	
13 - 16	ELANTRA	*	*	*	*							*				*			*	*	*		*	
07 - 10	ENTOURAGE	*	*	*	*							*				*					*		*	
11	EQUUS	*	*	*	*				*		*					*			*	*	*		*	*
12 - 13	EQUUS	*	*	*	*				*		*					*			*	*	*		*	*
14 - 16	EQUUS	*	*	*	*				*		*				*	*		*	*	*	*		*	*
92 - 94	EXCEL/SCOUPE	*	*	*	*							*				*					*		*	*
09 - 11	GENESIS	*	*	*	*				*		*					*			*	*	*		*	*
12	GENESIS	*	*	*	*				*		*					*			*	*	*		*	*
13	GENESIS	*	*	*	*				*		*					*			*	*	*		*	*
14	GENESIS	*	*	*	*				*		*					*			*	*	*		*	*
15 - 16	GENESIS	*	*	*	*	*	*		*	*	*			*	*	*	*	*	*	*	*		*	*
10 - 12	GENESIS COUPE	*	*	*	*				*		*					*			*	*	*		*	*
13 - 15	GENESIS COUPE	*	*	*	*				*		*					*			*	*	*		*	*
16	GENESIS COUPE	*	*	*	*				*		*					*			*	*	*		*	*
01 - 06	SANTA FE	*	*	*	*	*			*		*					*			*	*	*		*	*
07 - 09	SANTA FE	*	*	*	*	*			*		*					*			*	*	*		*	*
10 - 11	SANTA FE	*	*	*	*	*			*		*					*			*	*	*		*	*
12	SANTA FE	*	*	*	*	*			*		*					*			*	*	*		*	*
13 - 16	SANTA FE	*	*	*	*	*			*		*			*	*	*	*	*	*	*	*		*	*
13 - 16	SANTA FE SPORT	*	*	*	*	*			*		*			*	*	*	*	*	*	*	*		*	*
92 - 94	SONATA	*	*	*	*							*				*			*	*	*		*	*
95 - 05	SONATA	*	*	*	*							*				*			*	*	*		*	*
06 - 08	SONATA	*	*	*	*							*				*			*	*	*		*	*
09 - 10	SONATA	*	*	*	*							*				*			*	*	*		*	*
11	SONATA	*	*	*	*							*				*			*	*	*		*	*
12 - 13	SONATA	*	*	*	*							*				*			*	*	*		*	*
14	SONATA	*	*	*	*							*			*	*	*	*	*	*	*		*	*
15	SONATA	*	*	*	*					*		*			*	*	*	*	*	*	*		*	*
16	SONATA	*	*	*	*					*		*			*	*	*	*	*	*	*		*	*
11	SONATA HYBRID	*	*	*	*		*	*		*		*	*	*	*	*	*	*	*	*	*	*	*	*
12 - 13	SONATA HYBRID	*	*	*	*		*	*		*		*	*	*	*	*	*	*	*	*	*	*	*	*
14 - 15	SONATA HYBRID	*	*	*	*		*	*		*		*	*	*	*	*	*	*	*	*	*	*	*	*
16	SONATA HYBRID	*	*	*	*		*	*		*		*	*	*	*	*	*	*	*	*	*	*	*	*
16	SONATA PLUG-IN HYBRID	*	*	*	*		*	*	*	*	*	*	*	*	*	*	*	*	*	*	*	*	*	*
97 - 01	TIBURON	*	*	*	*							*				*			*	*	*		*	*
03 - 04	TIBURON	*	*	*	*							*				*			*	*	*		*	*
05 - 06	TIBURON	*	*	*	*							*				*			*	*	*		*	*
07 - 08	TIBURON	*	*	*	*							*				*			*	*	*		*	*
05 - 09	TUCSON	*	*	*	*	*						*				*			*	*	*		*	*
10 - 13	TUCSON	*	*	*	*	*						*				*			*	*	*		*	*
14 - 15	TUCSON	*	*	*	*	*						*				*			*	*	*		*	*
16	TUCSON	*	*	*	*	*			*	*	*	*	*	*	*	*	*	*	*	*	*	*	*	*
12 - 13	VELOSTER	*	*	*	*							*				*			*	*	*		*	*
14 - 16	VELOSTER	*	*	*	*							*				*			*	*	*		*	*
07 - 10	VERACRUZ	*	*	*	*							*				*			*	*	*		*	*
11	VERACRUZ	*	*	*	*							*				*			*	*	*		*	*
12	VERACRUZ	*	*	*	*							*				*			*	*	*		*	*
13	VERACRUZ	*	*	*	*							*				*			*	*	*		*	*
01	XG300	*	*	*	*							*				*			*	*	*		*	*
02 - 05	XG350	*	*	*	*							*				*			*	*	*		*	*

# HYUNDAI VEHICLE DIAGNOSTIC COVERAGE

## HYUNDAI

New or significantly enhanced coverage

17.4

YEARS	MODEL	HAPTIC SWITCH	HEAD UP DISPLAY	HYBRID CONTROLS	I-BOX	IMMOBILIZER / ANTI-THEFT	LANE DEPARTURE / LANE KEEP ASSIST	MEMORY SEAT	MOTOR CONTROL UNIT	MULTI FUNCTION / CRUISE CONTROL	MULTI-MEDIA	MULTI-VIEW CAMERA	OCCUPANT DETECTION / WEIGHT CLASSIFICATION	ON BOARD CHARGER	PARKING AID / FRONT BACK WARNING	PASS JUNCT / POWER DIST / LIGHTING	POWER INTELLIGENT CONTROL	POWER SEAT	POWER TRUNK / TAILGATE	SEAT BELT	SMART KEY UNIT	STEERING WHEEL REMOTE CONTROL	SUSPENSION
96 - 05	ACCENT																						
06	ACCENT																						
07	ACCENT					*																	
08 - 11	ACCENT					*																	
12 - 16	ACCENT					*							*										
06	AZERA					*		*															
07 - 11	AZERA					*		*															
12 - 14	AZERA					*		*		*			*					*			*	*	
15 - 16	AZERA					*	*	*		*		*	*					*			*	*	
92	ELANTRA						*					*											
93 - 05	ELANTRA						*						*										
06	ELANTRA						*						*										
07 - 10	ELANTRA						*						*										
11	ELANTRA						*						*			*					*	*	
12	ELANTRA						*						*			*					*	*	
13 - 16	ELANTRA						*						*			*					*	*	
07 - 10	ENTOURAGE						*	*					*										
11	EQUUS						*			*			*		*			*		*	*	*	*
12 - 13	EQUUS						*			*			*		*			*		*	*	*	*
14 - 16	EQUUS		*				*			*	*	*	*		*			*	*	*	*	*	*
92 - 94	EXCEL/SCOUPE						*																*
09 - 11	GENESIS					*				*			*		*			*		*	*	*	*
12	GENESIS					*	*			*			*		*			*		*	*	*	*
13	GENESIS					*	*			*	*		*		*			*		*	*	*	*
14	GENESIS					*	*			*	*		*		*			*		*	*	*	*
15 - 16	GENESIS	*	*		*	*	*			*	*		*		*			*	*	*	*	*	*
10 - 12	GENESIS COUPE					*				*			*		*			*		*	*	*	*
13 - 15	GENESIS COUPE					*				*			*		*			*		*	*	*	*
16	GENESIS COUPE					*				*			*		*			*		*	*	*	*
01 - 06	SANTA FE																						
07 - 09	SANTA FE																						
10 - 11	SANTA FE					*																	
12	SANTA FE					*																	
13 - 16	SANTA FE					*							*		*		*	*	*	*	*	*	*
13 - 16	SANTA FE SPORT					*							*		*		*	*	*	*	*	*	*
92 - 94	SONATA																						
95 - 05	SONATA																						
06 - 08	SONATA																						
09 - 10	SONATA					*				*			*		*			*		*	*	*	*
11	SONATA					*				*			*		*			*		*	*	*	*
12 - 13	SONATA					*				*			*		*		*	*	*	*	*	*	*
14	SONATA					*				*			*		*		*	*	*	*	*	*	*
15	SONATA					*	*			*			*		*		*	*	*	*	*	*	*
16	SONATA					*	*			*			*		*		*	*	*	*	*	*	*
11	SONATA HYBRID			*		*			*	*			*		*		*	*	*	*	*	*	*
12 - 13	SONATA HYBRID			*		*			*	*			*		*		*	*	*	*	*	*	*
14 - 15	SONATA HYBRID			*		*			*	*			*		*		*	*	*	*	*	*	*
16	SONATA HYBRID			*		*	*		*	*			*		*		*	*	*	*	*	*	*
16	SONATA PLUG-IN HYBRID			*		*	*		*	*			*	*	*		*	*	*	*	*	*	*
97 - 01	TIBURON																						
03 - 04	TIBURON																						
05 - 06	TIBURON																						
07 - 08	TIBURON																						
05 - 09	TUCSON					*																	
10 - 13	TUCSON					*										*							
14 - 15	TUCSON					*										*					*	*	*
16	TUCSON					*	*			*			*		*		*	*	*	*	*	*	*
12 - 13	VELOSTER					*				*			*		*		*	*	*	*	*	*	*
14 - 16	VELOSTER					*				*			*		*		*	*	*	*	*	*	*
07 - 10	VERACRUZ							*					*		*								
11	VERACRUZ					*				*			*		*								
12	VERACRUZ					*				*			*		*		*	*	*	*	*	*	*
13	VERACRUZ					*				*			*		*		*	*	*	*	*	*	*
01	XG300							*					*		*		*	*	*	*	*	*	*
02 - 05	XG350							*					*		*		*	*	*	*	*	*	*


# HYUNDAI VEHICLE DIAGNOSTIC COVERAGE


## HYUNDAI

New or significantly enhanced coverage

17.4

YEARS	MODEL	TELE- MATICS	STEERING COLUMN / TILT TELESCOPIC	TPMS	TRANSFER CASE	USER OPTION / BODY INFO	VIRTUAL ENGINE SOUND SYSTEM	WHEEL ALIGN- MENT	WIPER MODULE
96 - 05	ACCENT								
06	ACCENT								
07	ACCENT								
08 - 11	ACCENT			*					
12 - 16	ACCENT			*				*	
06	AZERA		*			*		*	
07 - 11	AZERA		*	*		*		*	
12 - 14	AZERA	*	*	*				*	
15 - 16	AZERA	*	*	*				*	
92	ELANTRA								
93 - 05	ELANTRA								
06	ELANTRA								
07 - 10	ELANTRA			*		*		*	
11	ELANTRA			*		*		*	
12	ELANTRA			*		*		*	
13 - 16	ELANTRA	*		*				*	
07 - 10	ENTOURAGE			*				*	
11	EQUUS		*	*		*		*	*
12 - 13	EQUUS		*	*		*		*	*
14 - 16	EQUUS	*	*	*				*	*
92 - 94	EXCEL/SCOUPE								
09 - 11	GENESIS		*	*		*		*	*
12	GENESIS		*	*		*		*	*
13	GENESIS	*	*	*		*		*	*
14	GENESIS	*	*	*		*		*	*
15 - 16	GENESIS	*	*	*				*	*
10 - 12	GENESIS COUPE			*				*	
13 - 15	GENESIS COUPE	*		*				*	
16	GENESIS COUPE	*		*				*	
01 - 06	SANTA FE			*		*		*	
07 - 09	SANTA FE			*		*		*	
10 - 11	SANTA FE			*		*		*	
12	SANTA FE			*		*		*	
13 - 16	SANTA FE	*		*		*		*	
13 - 16	SANTA FE SPORT	*		*		*		*	
92 - 94	SONATA								
95 - 05	SONATA								
06 - 08	SONATA			*		*		*	
09 - 10	SONATA			*		*		*	
11	SONATA			*		*		*	
12 - 13	SONATA	*		*		*		*	
14	SONATA	*		*		*		*	
15	SONATA	*		*		*		*	
16	SONATA	*		*		*		*	
11	SONATA HYBRID			*		*		*	
12 - 13	SONATA HYBRID	*		*		*		*	
14 - 15	SONATA HYBRID	*		*		*		*	
16	SONATA HYBRID	*		*		*	*	*	
16	SONATA PLUG-IN HYBRID	*		*		*	*	*	
97 - 01	TIBURON								
03 - 04	TIBURON								
05 - 06	TIBURON								
07 - 08	TIBURON			*					
05 - 09	TUCSON			*					
10 - 13	TUCSON			*				*	
14 - 15	TUCSON	*		*				*	
16	TUCSON			*				*	
12 - 13	VELOSTER	*		*				*	
14 - 16	VELOSTER	*		*				*	
07 - 10	VERACRUZ			*	*			*	
11	VERACRUZ		*	*		*		*	
12	VERACRUZ		*	*		*		*	
13	VERACRUZ		*	*		*		*	
01	XG300								
02 - 05	XG350								

Return to home 

Return to makes 

# INFINITI VEHICLE DIAGNOSTIC COVERAGE

INFINITI

New or significantly enhanced coverage

17.4

YEARS	MODEL	ENGINE	TRANS	ABS / TRACTION CONTROL	AIRBAG	4WD / AWD CONTROL	ACCELERATOR PEDAL ACTUATOR	ADAPTIVE LIGHT	AROUND VIEW MONITOR	AUDIO / NAVI / SATELLITE RADIO	AUTOMATIC DRIVE POSITIONER	AUTOMATIC HEADLAMP LEVELING	AUTO-TEMP CONTROL / HVAC	BODY / GEM / EATC	MEMORY SEAT	DOORS	ELEC POWER STEER / COLUMN	HYBRID CONTROLS	INSTRUMENT	KEYLESS ENTRY	LANE CAMERA	LANE DEPARTURE WARNING	MOTOR CONTROL UNIT	MULTI FUNCTION / CRUISE CONTROL
08 - 09	EX35	*	*	*	*					*				*	*				*		*			*
10 - 11	EX35	*	*	*	*	*				*				*	*				*		*			*
12	EX35	*	*	*	*	*		*		*				*	*				*		*			*
13	EX37	*	*	*	*	*		*		*				*	*				*		*			*
03	FX35	*	*	*	*									*	*				*		*			*
04	FX35	*	*	*	*									*	*				*		*			*
05	FX35	*	*	*	*									*	*				*		*			*
06 - 07	FX35	*	*	*	*									*	*				*		*			*
08	FX35	*	*	*	*									*	*				*		*			*
09	FX35	*	*	*	*	*				*				*	*				*		*			*
10	FX35	*	*	*	*	*				*				*	*				*		*			*
11	FX35	*	*	*	*	*				*				*	*				*		*			*
12	FX35	*	*	*	*	*				*				*	*				*		*			*
13	FX37	*	*	*	*	*			*	*		*		*	*				*		*	*		*
03	FX45	*	*	*	*					*				*	*				*		*			*
04	FX45	*	*	*	*					*				*	*				*		*			*
05 - 07	FX45	*	*	*	*					*				*	*				*		*			*
08	FX45	*	*	*	*					*				*	*				*		*			*
09	FX50	*	*	*	*					*				*	*				*		*			*
10	FX50	*	*	*	*					*				*	*				*		*			*
11	FX50	*	*	*	*					*				*	*				*		*			*
12 - 13	FX50	*	*	*	*					*				*	*				*		*			*
92	G20	*	*	*	*					*				*	*				*		*			*
93 - 02	G20	*	*	*	*					*				*	*				*		*			*
11 - 12	G25	*	*	*	*					*				*	*				*		*			*
03	G35	*	*	*	*					*				*	*				*		*			*
04 - 05	G35	*	*	*	*					*				*	*				*		*			*
06	G35	*	*	*	*					*				*	*				*		*			*
07	G35	*	*	*	*					*				*	*				*		*			*
08	G35	*	*	*	*					*				*	*				*		*			*
08	G37	*	*	*	*					*				*	*				*		*			*
09	G37	*	*	*	*	*				*				*	*				*		*			*
10	G37	*	*	*	*	*				*				*	*				*		*			*
11	G37	*	*	*	*	*				*				*	*				*		*			*
12	G37	*	*	*	*	*				*				*	*				*		*			*
13	G37	*	*	*	*	*		*		*				*	*				*		*			*
96 - 01	I30	*	*	*	*					*				*	*				*		*			*
02 - 04	I35	*	*	*	*					*				*	*				*		*			*
93 - 97	J30	*	*	*	*					*				*	*				*		*			*
13	J35	*	*	*	*	*			*	*		*		*	*				*		*			*
92	M30	*	*	*	*				*	*				*	*		*		*		*			*
06 - 07	M35	*	*	*	*					*				*	*				*		*			*
08	M35	*	*	*	*					*				*	*				*		*			*
09 - 10	M35	*	*	*	*	*				*				*	*				*		*			*
12	M35h HYBRID	*	*	*	*	*		*		*			*	*	*		*	*	*		*	*		*
13	M35h HYBRID	*	*	*	*	*		*		*			*	*	*		*	*	*		*	*		*
11	M37	*	*	*	*	*				*				*	*			*		*				*
12 - 13	M37	*	*	*	*	*				*				*	*			*		*				*
03 - 04	M45	*	*	*	*					*				*	*				*		*			*
06 - 07	M45	*	*	*	*					*				*	*				*		*			*
08	M45	*	*	*	*					*				*	*				*		*			*
09 - 10	M45	*	*	*	*					*				*	*				*		*			*
11	M56	*	*	*	*					*				*	*				*		*			*
12 - 13	M56	*	*	*	*				*	*				*	*				*		*			*
15	Q40	*	*	*	*					*				*	*				*		*			*
92 - 02	Q45	*	*	*	*					*				*	*				*		*			*
03 - 05	Q45	*	*	*	*					*				*	*				*		*			*
06	Q45	*	*	*	*					*				*	*				*		*			*
14	Q50	*	*	*	*	*	*	*	*	*	*	*	*	*	*	*	*	*	*	*	*	*	*	*
15	Q50	*	*	*	*	*	*	*	*	*	*	*	*	*	*	*	*	*	*	*	*	*	*	*
16 - 17	Q50	*	*	*	*	*	*	*	*	*	*	*	*	*	*	*	*	*	*	*	*	*	*	*
14	Q50 HYBRID	*	*	*	*	*	*	*	*	*	*	*	*	*	*	*	*	*	*	*	*	*	*	*
15	Q50 HYBRID	*	*	*	*	*	*	*	*	*	*	*	*	*	*	*	*	*	*	*	*	*	*	*
16	Q50 HYBRID	*	*	*	*	*	*	*	*	*	*	*	*	*	*	*	*	*	*	*	*	*	*	*
14	Q60	*	*	*	*	*	*	*	*	*	*	*	*	*	*	*	*	*	*	*	*	*	*	*
15	Q60	*	*	*	*	*	*	*	*	*	*	*	*	*	*	*	*	*	*	*	*	*	*	*
17	Q60	*	*	*	*	*	*	*	*	*	*	*	*	*	*	*	*	*	*	*	*	*	*	*
14	Q70	*	*	*	*	*	*	*	*	*	*	*	*	*	*	*	*	*	*	*	*	*	*	*
15	Q70	*	*	*	*	*	*	*	*	*	*	*	*	*	*	*	*	*	*	*	*	*	*	*
16	Q70	*	*	*	*	*	*	*	*	*	*	*	*	*	*	*	*	*	*	*	*	*	*	*
17	Q70	*	*	*	*	*	*	*	*	*	*	*	*	*	*	*	*	*	*	*	*	*	*	*
14	Q70 HYBRID	*	*	*	*	*	*	*	*	*	*	*	*	*	*	*	*	*	*	*	*	*	*	*
15	Q70 HYBRID	*	*	*	*	*	*	*	*	*	*	*	*	*	*	*	*	*	*	*	*	*	*	*
16	Q70 HYBRID	*	*	*	*	*	*	*	*	*	*	*	*	*	*	*	*	*	*	*	*	*	*	*
17	Q70 HYBRID	*	*	*	*	*	*	*	*	*	*	*	*	*	*	*	*	*	*	*	*	*	*	*
17	QX30	*	*	*	*	*	*	*	*	*	*	*	*	*	*	*	*	*	*	*	*	*	*	*

# INFINITI VEHICLE DIAGNOSTIC COVERAGE

## INFINITI

New or significantly enhanced coverage

17.4

YEARS	MODEL	ENGINE	TRANS	ABS / TRACTION CONTROL	AIRBAG	4WD / AWD CONTROL	ACCELERATOR PEDAL ACTUATOR	ADAPTIVE LIGHT	AROUND VIEW MONITOR	AUDIO / NAVI / SATELLITE RADIO	AUTOMATIC DRIVE POSITIONER	AUTOMATIC HEADLAMP LEVELING	AUTO-TEMP CONTROL / HVAC	BODY / GEM / EATC	MEMORY SEAT	DOORS	ELEC POWER STEER / COLUMN	HYBRID CONTROLS	INSTRUMENT	KEYLESS ENTRY	LANE CAMERA	LANE DEPARTURE WARNING	MOTOR CONTROL UNIT	MULTI FUNCTION / CRUISE CONTROL
97 - 03	QX4	*	*	*	*																			*
14	QX50	*	*	*	*	*	*	*	*	*				*	*				*		*			*
15	QX50	*	*	*	*	*	*	*	*	*				*	*				*		*			*
16	QX50	*	*	*	*	*	*	*	*	*	*	*	*	*	*				*		*			*
17	QX50	*	*	*	*	*	*	*	*	*	*	*	*	*	*		*	*	*		*	*	*	*
04	QX56	*	*	*	*					*	*	*	*	*	*		*		*		*	*		*
05	QX56	*	*	*	*					*	*	*	*	*	*		*		*		*	*		*
06 - 07	QX56	*	*	*	*					*	*	*	*	*	*		*		*		*	*		*
08	QX56	*	*	*	*					*	*	*	*	*	*		*		*		*	*		*
09 - 10	QX56	*	*	*	*	*	*	*	*	*	*	*	*	*	*		*	*	*	*	*	*		*
11	QX56	*	*	*	*	*	*	*	*	*	*	*	*	*	*		*	*	*	*	*	*		*
12	QX56	*	*	*	*	*	*	*	*	*	*	*	*	*	*		*	*	*	*	*	*		*
13	QX56	*	*	*	*	*	*	*	*	*	*	*	*	*	*		*	*	*	*	*	*		*
14	QX60	*	*	*	*	*	*	*	*	*	*	*	*	*	*		*	*	*	*	*	*		*
15	QX60	*	*	*	*	*	*	*	*	*	*	*	*	*	*		*	*	*	*	*	*		*
17	QX60	*	*	*	*	*	*	*	*	*	*	*	*	*	*		*	*	*	*	*	*		*
14	QX60 HYBRID	*	*	*	*	*	*	*	*	*	*	*	*	*	*		*	*	*	*	*	*		*
15	QX60 HYBRID	*	*	*	*	*	*	*	*	*	*	*	*	*	*		*	*	*	*	*	*		*
17	QX60 HYBRID	*	*	*	*	*	*	*	*	*	*	*	*	*	*		*	*	*	*	*	*		*
14	QX70	*	*	*	*	*	*	*	*	*	*	*	*	*	*		*	*	*	*	*	*		*
15	QX70	*	*	*	*	*	*	*	*	*	*	*	*	*	*		*	*	*	*	*	*		*
16	QX70	*	*	*	*	*	*	*	*	*	*	*	*	*	*		*	*	*	*	*	*		*
17	QX70	*	*	*	*	*	*	*	*	*	*	*	*	*	*		*	*	*	*	*	*		*
14	QX80	*	*	*	*	*	*	*	*	*	*	*	*	*	*		*	*	*	*	*	*		*
15	QX80	*	*	*	*	*	*	*	*	*	*	*	*	*	*		*	*	*	*	*	*		*
16	QX80	*	*	*	*	*	*	*	*	*	*	*	*	*	*		*	*	*	*	*	*		*
17	QX80	*	*	*	*	*	*	*	*	*	*	*	*	*	*		*	*	*	*	*	*		*



# INFINITI VEHICLE DIAGNOSTIC COVERAGE


## INFINITI


New or significantly enhanced coverage

17.4

YEARS	MODEL	OCCUPANT	PASS JUNCT / PWR DIST / FRONT BODY / LIGHTING	POWER SEAT / MIRROR	SERVICE INTERVAL RESET	SONAR	STEERING ANGLE SENSOR	TELEMATICS	TPMS	WHEEL ALIGNMENT
08 - 09	EX35		*	*					*	*
10 - 11	EX35		*	*					*	*
12	EX35		*	*	*			*	*	*
13	EX37		*	*	*			*	*	*
03	FX35								*	*
04	FX35		*						*	*
05	FX35		*						*	*
06 - 07	FX35		*	*					*	*
08	FX35		*	*					*	*
09	FX35	*	*	*					*	*
10	FX35	*	*	*			*		*	*
11	FX35	*	*	*			*		*	*
12	FX35	*	*	*			*		*	*
13	FX37	*	*	*		*		*	*	*
03	FX45		*	*					*	*
04	FX45		*	*					*	*
05 - 07	FX45		*	*					*	*
08	FX45		*	*					*	*
09	FX50	*	*	*				*	*	*
10	FX50	*	*	*				*	*	*
11	FX50	*	*	*				*	*	*
12 - 13	FX50	*	*	*				*	*	*
92	G20									
93 - 02	G20									
11 - 12	G25		*						*	*
03	G35								*	*
04 - 05	G35		*						*	*
06	G35		*	*					*	*
07	G35		*	*					*	*
08	G35		*	*					*	*
08	G37		*	*					*	*
09	G37		*	*					*	*
10	G37		*	*					*	*
11	G37		*	*	*				*	*
12	G37		*	*	*			*	*	*
13	G37		*	*	*			*	*	*
96 - 01	I30									
02 - 04	I35									*
93 - 97	J30									
13	J35	*	*	*	*		*	*	*	*
92	M30									
06 - 07	M35		*	*					*	*
08	M35		*	*					*	*
09 - 10	M35		*	*					*	*
12	M35h HYBRID		*	*	*		*	*	*	*
13	M35h HYBRID		*	*	*		*	*	*	*
11	M37		*	*			*	*	*	*
12 - 13	M37		*	*	*		*	*	*	*
03 - 04	M45		*	*					*	*
06 - 07	M45		*	*					*	*
08	M45		*	*					*	*
09 - 10	M45		*	*					*	*
11	M56		*	*			*	*	*	*
12 - 13	M56		*	*	*		*	*	*	*
15	Q40	*	*	*	*		*	*	*	*
92 - 02	Q45								*	*
03 - 05	Q45								*	*
06	Q45		*	*				*	*	*
14	Q50	*	*	*	*	*	*	*	*	*
15	Q50	*	*	*	*	*	*	*	*	*
16 - 17	Q50	*	*	*	*	*	*	*	*	*
14	Q50 HYBRID	*	*	*	*	*	*	*	*	*
15	Q50 HYBRID	*	*	*	*	*	*	*	*	*
16	Q50 HYBRID	*	*	*	*	*	*	*	*	*
14	Q60		*	*	*	*	*	*	*	*
15	Q60		*	*	*	*	*	*	*	*
17	Q60	*	*	*	*	*	*	*	*	*
14	Q70		*	*	*	*	*	*	*	*
15	Q70		*	*	*	*	*	*	*	*
16	Q70		*	*	*	*	*	*	*	*
17	Q70		*	*	*	*	*	*	*	*
14	Q70 HYBRID		*	*	*	*	*	*	*	*
15	Q70 HYBRID		*	*	*	*	*	*	*	*
16	Q70 HYBRID		*	*	*	*	*	*	*	*
17	Q70 HYBRID		*	*	*	*	*	*	*	*
17	QX30		*	*	*	*	*	*	*	*

YEARS	MODEL	OCCUPANT	PASS JUNCT / PWR DIST / FRONT BODY / LIGHTING	POWER SEAT / MIRROR	SERVICE INTERVAL RESET	SONAR	STEERING ANGLE SENSOR	TELEMATICS	TPMS	WHEEL ALIGNMENT
97 - 03	QX4								*	*
14	QX50		*	*	*			*	*	*
15	QX50		*	*	*	*		*	*	*
16	QX50		*	*	*	*		*	*	*
17	QX50		*	*	*	*		*	*	*
04	QX56		*	*	*	*		*	*	*
05	QX56		*	*	*	*		*	*	*
06 - 07	QX56		*	*	*	*		*	*	*
08	QX56		*	*	*	*		*	*	*
09 - 10	QX56		*	*	*	*		*	*	*
11	QX56	*	*	*	*	*		*	*	*
12	QX56	*	*	*	*	*		*	*	*
13	QX56	*	*	*	*	*		*	*	*
14	QX60	*	*	*	*	*		*	*	*
15	QX60	*	*	*	*	*		*	*	*
17	QX60	*	*	*	*	*		*	*	*
14	QX60 HYBRID	*	*	*	*	*		*	*	*
15	QX60 HYBRID	*	*	*	*	*		*	*	*
17	QX60 HYBRID	*	*	*	*	*		*	*	*
14	QX70	*	*	*	*	*		*	*	*
15	QX70	*	*	*	*	*		*	*	*
16	QX70	*	*	*	*	*		*	*	*
17	QX70	*	*	*	*	*		*	*	*
14	QX80	*	*	*	*	*		*	*	*
15	QX80	*	*	*	*	*		*	*	*
16	QX80	*	*	*	*	*		*	*	*
17	QX80	*	*	*	*	*		*	*	*

[Return to home](#) 

[Return to makes](#) 

## ISUZU

New or significantly enhanced coverage

17.4

YEARS	MODEL	ENGINE	TRANS	ABS / TRACTION CONTROL	AIRBAG	BODY / GEM / EATC	INSTRUMENT	TPMS	TRANSFER CASE
92 - 94	AMIGO	♦		♦					
98 - 00	AMIGO	♦	♦	♦	♦				
03 - 06	ASCENDER	♦	♦	♦	♦	♦	♦		♦
07 - 08	ASCENDER	♦	♦	♦	♦	♦	♦	♦	♦
02 - 04	AXIOM	♦	♦	♦	♦				
96 - 00	HOMBRE	♦	♦	♦					
92 - 93	IMPULSE/STYLUS	♦	♦	♦					
06	i-280	♦	♦	♦	♦	♦	♦		
07 - 08	i-290	♦	♦	♦	♦	♦	♦	♦	
06	i-350	♦	♦	♦	♦	♦	♦		♦
07 - 08	i-370	♦	♦	♦	♦	♦	♦	♦	♦
96 - 99	OASIS	♦	♦	♦	♦				
92 - 95	PUP	♦		♦					
92 - 95	RODEO	♦	♦	♦					
92 - 95	TROOPER	♦	♦	♦					
96 - 02	TROOPER	♦	♦	♦	♦				☐

# KIA VEHICLE DIAGNOSTIC COVERAGE

KIA

New or significantly enhanced coverage

17.4

YEARS	MODEL	ENGINE	TRANS	ABS / TRACTION CONTROL	AIRBAG	4WD / AWD CONTROL	ACTIVE AIR FLAP	ACTIVE HYDRAULIC BOOSTER	ADAPTIVE FRONT LIGHTING	AMPLIFIER	ANTI-THEFT	AUDIO / NAVI / SATELLITE RADIO	AUTOMATIC HEADLAMP LEVELING	AUTO-TEMP CONTROL / HVAC	AUTONOMOUS EMERGENCY BRAKING	BATTERY MGMT	BLIND SPOT	BODY / GEM / EATC	CLUSTER MODULE	CONVERTIBLE TOP	DOORS
04 - 06	AMANTI	*	*	*	*						*			*				*			
07 - 08	AMANTI	*	*	*	*						*			*				*			*
09	AMANTI	*	*	*	*						*			*				*			*
08	BORREGO	*	*	*	*	*					*		*	*				*			*
09	BORREGO	*	*	*	*	*					*		*	*				*			*
10	BORREGO	*	*	*	*	*					*		*	*				*			*
14	CADENZA	*	*	*	*				*		*		*	*			*				*
15	CADENZA	*	*	*	*				*		*		*	*			*				*
16	CADENZA	*	*	*	*				*		*		*	*			*		*		*
10	FORTE	*	*	*	*				*		*		*	*			*				*
11 - 12	FORTE	*	*	*	*				*		*		*	*			*				*
13	FORTE	*	*	*	*				*		*		*	*			*				*
14	FORTE	*	*	*	*				*		*		*	*			*				*
15	FORTE	*	*	*	*				*		*		*	*			*				*
16	FORTE	*	*	*	*				*		*		*	*			*		*		*
11 - 12	FORTE HATCHBACK	*	*	*	*				*		*		*	*			*		*		*
13	FORTE HATCHBACK	*	*	*	*				*		*		*	*			*		*		*
14	FORTE HATCHBACK	*	*	*	*				*		*		*	*			*		*		*
15	FORTE HATCHBACK	*	*	*	*				*		*		*	*			*		*		*
16	FORTE HATCHBACK	*	*	*	*				*		*		*	*			*		*		*
10	FORTE KOUP	*	*	*	*				*		*		*	*			*		*		*
11 - 12	FORTE KOUP	*	*	*	*				*		*		*	*			*		*		*
13	FORTE KOUP	*	*	*	*				*		*		*	*			*		*		*
14	FORTE KOUP	*	*	*	*				*		*		*	*			*		*		*
15	FORTE KOUP	*	*	*	*				*		*		*	*			*		*		*
16	FORTE KOUP	*	*	*	*				*		*		*	*			*		*		*
15	K900	*	*	*	*			*			*	*	*	*			*	*	*		*
16	K900	*	*	*	*			*			*	*	*	*			*	*	*		*
01 - 05	OPTIMA	*	*	*	*						*			*			*				*
06 - 09	OPTIMA	*	*	*	*						*			*			*				*
10	OPTIMA	*	*	*	*						*			*			*				*
11	OPTIMA	*	*	*	*						*			*			*				*
12	OPTIMA	*	*	*	*						*			*			*				*
13	OPTIMA	*	*	*	*						*			*			*				*
14	OPTIMA	*	*	*	*						*			*			*				*
15	OPTIMA	*	*	*	*						*			*			*				*
16	OPTIMA	*	*	*	*				*	*	*		*	*	*		*	*	*		*
11	OPTIMA HYBRID	*	*	*	*			*	*	*	*		*	*	*		*	*	*	*	*
12	OPTIMA HYBRID	*	*	*	*			*	*	*	*		*	*	*		*	*	*	*	*
13	OPTIMA HYBRID	*	*	*	*			*	*	*	*		*	*	*		*	*	*	*	*
14	OPTIMA HYBRID	*	*	*	*			*	*	*	*		*	*	*		*	*	*	*	*
15	OPTIMA HYBRID	*	*	*	*			*	*	*	*		*	*	*		*	*	*	*	*
16	OPTIMA HYBRID	*	*	*	*		*		*	*	*		*	*	*	*	*	*	*	*	*
01 - 05	RIO	*	*	*	*						*			*			*				*
06	RIO	*	*	*	*						*			*			*				*
07 - 09	RIO	*	*	*	*						*			*			*				*
10 - 11	RIO	*	*	*	*						*			*			*				*
12	RIO	*	*	*	*						*			*			*				*
13	RIO	*	*	*	*						*			*			*				*
14	RIO	*	*	*	*						*			*			*				*
15	RIO	*	*	*	*						*			*			*				*
16	RIO	*	*	*	*						*			*			*				*
07 - 10	RONDO	*	*	*	*						*			*			*				*
13 - 16	RONDO	*	*	*	*						*		*	*			*	*	*		*
02 - 05	SEDONA	*	*	*	*						*			*			*				*
06 - 09	SEDONA	*	*	*	*						*			*			*				*
10	SEDONA	*	*	*	*						*			*			*				*
11	SEDONA	*	*	*	*						*			*			*				*
12	SEDONA	*	*	*	*						*			*			*				*
13	SEDONA	*	*	*	*						*			*			*				*
14	SEDONA	*	*	*	*						*			*			*				*
15	SEDONA	*	*	*	*						*			*			*				*
16	SEDONA	*	*	*	*						*		*	*			*	*	*		*

[Return to home](#) ➔

[Return to makes](#) ➔

# KIA VEHICLE DIAGNOSTIC COVERAGE

KIA

New or significantly enhanced coverage

17.4

YEARS	MODEL	ENGINE	TRANS	ABS / TRACTION CONTROL	AIRBAG	4WD / AWD CONTROL	ACTIVE AIR FLAP	ACTIVE HYDRAULIC BOOSTER	ADAPTIVE FRONT LIGHTING	AMPLIFIER	ANTI-THEFT	AUDIO / NAVI / SATELLITE RADIO	AUTOMATIC HEADLAMP LEVELING	AUTO-TEMP CONTROL / HVAC	AUTONOMOUS EMERGENCY BRAKING	BATTERY MGMT	BLIND SPOT	BODY / GEM / EATC	CLUSTER MODULE	CONVERTIBLE TOP	DOORS	
93 - 95	SEPHIA	*	*																			
96 - 99	SEPHIA	*	*	*																		
00 - 01	SEPHIA	*	*	*	*																	
03 - 06	SORENTO	*	*	*	*																	
07 - 09	SORENTO	*	*	*	*	*					*			*				*				
11	SORENTO	*	*	*	*	*					*			*				*				
12	SORENTO	*	*	*	*	*					*			*				*				
13	SORENTO	*	*	*	*	*					*			*				*				
14	SORENTO	*	*	*	*	*					*		*	*			*	*				*
15	SORENTO	*	*	*	*	*					*		*	*			*	*				*
16	SORENTO	*	*	*	*	*			*	*	*		*	*			*	*	*			*
10	SOUL	*	*	*	*				*	*	*		*	*			*	*	*			*
11	SOUL	*	*	*	*						*			*				*				
12	SOUL	*	*	*	*						*			*				*				
13	SOUL	*	*	*	*						*			*				*				
14 - 15	SOUL	*	*	*	*						*		*	*				*				
16	SOUL	*	*	*	*						*		*	*				*	*			
16	SOUL EV	*	*	*	*						*		*	*				*	*			
00 - 06	SPECTRA	*	*	*	*									*		*		*	*			
07 - 09	SPECTRA	*	*	*	*									*				*	*			
94 - 99	SPORTAGE	*	*	*	*													*				
00 - 02	SPORTAGE	*	*	*	*													*				
05 - 10	SPORTAGE	*	*	*	*	*								*				*				
11	SPORTAGE	*	*	*	*	*					*			*				*	*			
12	SPORTAGE	*	*	*	*	*					*			*				*	*			
13	SPORTAGE	*	*	*	*	*					*			*				*	*			
14	SPORTAGE	*	*	*	*	*					*			*				*	*			
15	SPORTAGE	*	*	*	*	*					*			*				*	*			
16	SPORTAGE	*	*	*	*	*					*			*				*	*			


# KIA VEHICLE DIAGNOSTIC COVERAGE


KIA

New or significantly enhanced coverage

17.4

YEARS	MODEL	DRIVER CONTROLLED CENTER DIFFERENTIAL	ELECTRONIC PARKING BRAKE	ELECTRONIC POWER STEERING / COLUMN	FOB KEY RELEARN	FRONT / REAR BODY	FRONT / REAR PANEL	HAPTIC SWITCH	HEAD UP DISPLAY	HYBRID CONTROLS	INSTRUMENT	KEYLESS ENTRY	LANE CAMERA	LANE DEPARTURE WARNING	LOW DC / DC	MOTOR CONTROL	MULTI FUNCTION CAMERA	MULTI FUNCTION / CRUISE CONTROL	OCCUPANT	ON BOARD CHARGER
04 - 06	AMANTI			*																
07 - 08	AMANTI			*																
09	AMANTI			*																
08	BORREGO			*		*					*									
09	BORREGO			*		*					*	*								
10	BORREGO			*		*					*	*								
14	CADENZA		*	*							*	*	*					*	*	
15	CADENZA		*	*							*	*	*	*				*	*	
16	CADENZA		*	*	*			*			*	*	*	*				*	*	
10	FORTE			*								*							*	
11 - 12	FORTE			*								*							*	
13	FORTE			*								*							*	
14	FORTE			*							*	*							*	
15	FORTE			*							*	*							*	
16	FORTE			*	*						*	*							*	
11 - 12	FORTE HATCHBACK			*								*							*	
13	FORTE HATCHBACK			*								*							*	
14	FORTE HATCHBACK			*							*	*							*	
15	FORTE HATCHBACK			*							*	*							*	
16	FORTE HATCHBACK			*	*						*	*							*	
10	FORTE KOUP			*								*							*	
11 - 12	FORTE KOUP			*								*							*	
13	FORTE KOUP			*								*							*	
14	FORTE KOUP			*							*	*							*	
15	FORTE KOUP			*							*	*							*	
16	FORTE KOUP			*	*						*	*							*	
15	K900	*	*	*							*	*		*				*	*	
16	K900		*	*					*		*	*		*				*	*	
01 - 05	OPTIMA			*								*								
06 - 09	OPTIMA			*								*								
10	OPTIMA			*								*								
11	OPTIMA			*							*	*							*	
12	OPTIMA		*	*							*	*							*	
13	OPTIMA		*	*							*	*							*	
14	OPTIMA		*	*							*	*							*	
15	OPTIMA		*	*							*	*							*	
16	OPTIMA		*	*	*						*	*						*	*	
11	OPTIMA HYBRID			*						*	*	*				*		*	*	
12	OPTIMA HYBRID			*						*	*	*				*		*	*	
13	OPTIMA HYBRID			*						*	*	*				*		*	*	
14	OPTIMA HYBRID		*	*						*	*	*				*		*	*	
15	OPTIMA HYBRID		*	*						*	*	*				*		*	*	
16	OPTIMA HYBRID		*	*	*					*	*	*		*	*	*		*	*	
01 - 05	RIO														*	*				
06	RIO														*	*				
07 - 09	RIO														*	*				
10 - 11	RIO			*								*							*	
12	RIO			*								*							*	
13	RIO			*								*							*	
14	RIO			*								*							*	
15	RIO			*								*							*	
16	RIO			*	*							*							*	
07 - 10	RONDO											*							*	
13 - 16	RONDO		*	*	*							*		*					*	
02 - 05	SEDONA											*	*						*	
06 - 09	SEDONA										*	*							*	
10	SEDONA						*				*	*							*	
11	SEDONA						*				*	*							*	
12	SEDONA						*				*	*							*	
13	SEDONA						*				*	*							*	
14	SEDONA					*					*	*							*	
15	SEDONA			*			*				*	*						*	*	
16	SEDONA			*	*		*				*	*	*	*	*	*	*	*	*	*

Return to home 

Return to makes 

# KIA VEHICLE DIAGNOSTIC COVERAGE


KIA

New or significantly enhanced coverage

17.4

YEARS	MODEL	DRIVER CONTROLLED CENTER DIFFERENTIAL	ELECTRONIC PARKING BRAKE	ELECTRONIC POWER STEERING / COLUMN	FOB KEY RELEARN	FRONT / REAR BODY	FRONT / REAR PANEL	HAPTIC SWITCH	HEAD UP DISPLAY	HYBRID CONTROLS	INSTRUMENT	KEYLESS ENTRY	LANE CAMERA	LANE DEPARTURE WARNING	LOW DC / DC	MOTOR CONTROL	MULTI FUNCTION CAMERA	MULTI FUNCTION / CRUISE CONTROL	OCCUPANT	ON BOARD CHARGER
93 - 95	SEPHIA																			
96 - 99	SEPHIA																			
00 - 01	SEPHIA																			
03 - 06	SORENTO			*								*								
07 - 09	SORENTO			*								*								
11	SORENTO											*							*	
12	SORENTO											*							*	
13	SORENTO											*							*	
14	SORENTO			*								*							*	
15	SORENTO			*								*							*	
16	SORENTO		*	*	*							*		*				*	*	
10	SOUL			*								*							*	
11	SOUL			*								*							*	
12	SOUL			*								*							*	
13	SOUL			*								*							*	
14 - 15	SOUL			*							*	*							*	
16	SOUL			*	*							*		*					*	*
16	SOUL EV		*	*								*		*	*				*	*
00 - 06	SPECTRA																			
07 - 09	SPECTRA																			
94 - 99	SPORTAGE																			
00 - 02	SPORTAGE																			
05 - 10	SPORTAGE											*								
11	SPORTAGE			*		*						*								
12	SPORTAGE			*								*								
13	SPORTAGE			*								*								
14	SPORTAGE			*								*								
15	SPORTAGE			*								*								
16	SPORTAGE			*	*							*								

[Return to home](#) 

[Return to makes](#) 


# KIA VEHICLE DIAGNOSTIC COVERAGE


KIA

New or significantly enhanced coverage

17.4

YEARS	MODEL	PARKING GUIDE	PASS JUNCT / PWR DIST / LIGHTING	POWER INTELLIGENT CONTROL	POWER SEAT / MIRROR	POWER TRUNK / TAILGATE	SEAT BELT	SMART KEY UNIT	STEERING WHEEL REMOTE CONTROL	SUSPENSION	SURROUND VIEW MONITOR	TELE-MATICS	TPMS	USER OPTION / BODY INFO	WEIGHT CLASSIFICATION	WHEEL ALIGNMENT
04 - 06	AMANTI				*											
07 - 08	AMANTI				*								*			
09	AMANTI		*		*								*			
08	BORREGO		*		*					*			*	*		*
09	BORREGO		*		*					*			*	*		*
10	BORREGO		*		*					*			*	*		*
14	CADENZA				*					*	*		*			*
15	CADENZA				*					*	*		*			*
16	CADENZA				*			*	*	*	*		*		*	*
10	FORTE			*							*		*	*		*
11 - 12	FORTE		*	*									*	*		*
13	FORTE		*										*	*		*
14	FORTE				*						*		*	*		*
15	FORTE				*						*		*	*		*
16	FORTE		*		*			*			*		*	*		*
11 - 12	FORTE HATCHBACK		*	*									*	*		*
13	FORTE HATCHBACK		*										*	*		*
14	FORTE HATCHBACK				*						*		*	*		*
15	FORTE HATCHBACK				*						*		*	*		*
16	FORTE HATCHBACK		*		*			*			*		*	*		*
10	FORTE KOUP			*									*	*		*
11 - 12	FORTE KOUP		*	*									*	*		*
13	FORTE KOUP		*										*	*		*
14	FORTE KOUP				*						*		*	*		*
15	FORTE KOUP				*						*		*	*		*
16	FORTE KOUP		*		*			*			*		*	*		*
15	K900				*	*	*			*	*		*	*		*
16	K900		*		*	*	*	*		*	*		*	*		*
01 - 05	OPTIMA									*			*	*		
06 - 09	OPTIMA									*			*	*		
10	OPTIMA			*						*			*	*		
11	OPTIMA		*		*					*			*	*		*
12	OPTIMA			*	*					*			*	*		*
13	OPTIMA		*		*					*			*	*		*
14	OPTIMA				*					*	*		*	*		*
15	OPTIMA				*					*	*		*	*		*
16	OPTIMA	*	*		*			*		*	*		*	*		*
11	OPTIMA HYBRID		*		*			*		*	*		*	*		*
12	OPTIMA HYBRID		*	*	*			*		*	*		*	*		*
13	OPTIMA HYBRID			*	*			*		*	*		*	*		*
14	OPTIMA HYBRID				*			*		*	*		*	*		*
15	OPTIMA HYBRID				*			*		*	*		*	*		*
16	OPTIMA HYBRID		*		*			*		*	*		*	*		*
01 - 05	RIO												*	*		
06	RIO												*	*		
07 - 09	RIO												*	*		
10 - 11	RIO												*	*		
12	RIO			*									*	*		*
13	RIO												*	*		*
14	RIO												*	*		*
15	RIO												*	*		*
16	RIO							*			*		*	*		*
07 - 10	RONDO							*				*	*	*		*
13 - 16	RONDO		*				*				*	*	*	*		*
02 - 05	SEDONA												*	*		
06 - 09	SEDONA				*								*	*		*
10	SEDONA				*								*	*		*
11	SEDONA				*								*	*		*
12	SEDONA				*								*	*		*
13	SEDONA				*								*	*		*
14	SEDONA				*								*	*		*
15	SEDONA				*					*	*		*	*		*
16	SEDONA		*		*	*	*	*		*	*	*	*	*		*

[Return to home](#) 

[Return to makes](#) 

# KIA VEHICLE DIAGNOSTIC COVERAGE

KIA

New or significantly enhanced coverage

17.4

YEARS	MODEL	PARKING GUIDE	PASS JUNCT / PWR DIST / LIGHTING	POWER INTELLIGENT CONTROL	POWER SEAT / MIRROR	POWER TRUNK / TAILGATE	SEAT BELT	SMART KEY UNIT	STEERING WHEEL REMOTE CONTROL	SUSPENSION	SURROUND VIEW MONITOR	TELEMATICS	TPMS	USER OPTION / BODY INFO	WEIGHT CLASSIFICATION	WHEEL ALIGNMENT
93 - 95	SEPHIA															
96 - 99	SEPHIA															
00 - 01	SEPHIA															
03 - 06	SORENTO															
07 - 09	SORENTO												*			
11	SORENTO		*										*	*		*
12	SORENTO			*									*	*		*
13	SORENTO		*										*	*		*
14	SORENTO											*	*			*
15	SORENTO					*						*	*			*
16	SORENTO		*		*	*		*	*	*	*	*	*	*	*	*
10	SOUL												*	*		*
11	SOUL		*										*	*		*
12	SOUL			*									*	*		*
13	SOUL		*										*	*		*
14 - 15	SOUL											*	*	*		*
16	SOUL		*					*				*	*	*		*
16	SOUL EV		*					*				*	*	*		*
00 - 06	SPECTRA												*			
07 - 09	SPECTRA												*			
94 - 99	SPORTAGE												*			
00 - 02	SPORTAGE												*			
05 - 10	SPORTAGE												*			
11	SPORTAGE		*										*	*		*
12	SPORTAGE			*									*	*		*
13	SPORTAGE												*	*		*
14	SPORTAGE											*	*	*		*
15	SPORTAGE											*	*	*		*
16	SPORTAGE		*					*				*	*	*		*

[Return to home](#) ➔

[Return to makes](#) ➔



# LAND ROVER VEHICLE DIAGNOSTIC COVERAGE

## LAND ROVER

New or significantly enhanced coverage

17.4

YEARS	MODEL	ENGINE	TRANS	ABS / DYNAMIC STABILITY PROGRAM	AIRBAG	ACTIVE DAMPENING	AWD	ALL TERRAIN	BODY	CHASSIS CONTROL MODULE	CLIMATE CONTROL	DOOR MODULE	DYNAMIC RESPONSE MODULE	GATEWAY CONTROL MODULE	GEAR SHIFT	INSTRUMENT	KEYLESS VEHICLE MODULE	LIGHTING CONTROL	OCCUPANT	PARK DISTANCE CONTROL	PARKING BRAKE	
97 - 99	DEFENDER	*		*																		
03 - 04	DISCOVERY	*	*	*	*				*		*											
99 - 02	DISCOVERY II	*	*	*	*				*		*							*				
03 - 04	DISCOVERY II	*	*	*	*				*		*							*				
05 - 09	DISCOVERY LR3	*	*	*	*			*	*		*					*		*		*	*	*
10 - 11	DISCOVERY LR4	*	*	*	*			*	*		*	*				*	*	*	*	*	*	*
12 - 13	DISCOVERY LR4	*	*	*	*			*	*		*	*			*	*	*	*	*	*	*	*
14 - 15	DISCOVERY LR4	*	*	*	*			*	*		*	*		*	*	*	*	*	*	*	*	*
16	DISCOVERY LR4	*	*	*	*			*	*		*	*		*	*	*	*	*	*	*	*	*
15	DISCOVERY SPORT	*	*	*	*	*		*	*		*	*		*	*	*	*	*	*	*	*	*
16	DISCOVERY SPORT	*	*	*	*	*	*	*	*		*	*		*	*	*	*	*	*	*	*	*
02 - 05	FREELANDER	*	*	*	*											*		*				
08 - 10	FREELANDER LR2	*	*	*	*			*	*		*	*				*		*	*	*	*	*
11 - 12	FREELANDER LR2	*	*	*	*			*	*		*	*				*		*	*	*	*	*
13 - 15	FREELANDER LR2	*	*	*	*			*	*		*	*				*		*	*	*	*	*
99 - 02	RANGE ROVER	*	*	*	*															*	*	*
03 - 05	RANGE ROVER	*	*	*	*				*		*							*		*	*	*
06	RANGE ROVER	*	*	*	*				*		*					*		*		*	*	*
07 - 09	RANGE ROVER	*	*	*	*			*	*		*					*		*		*	*	*
10 - 12	RANGE ROVER	*	*	*	*			*	*		*	*				*	*	*		*	*	*
13 - 14	RANGE ROVER	*	*	*	*			*	*	*	*			*	*	*	*	*		*	*	*
15	RANGE ROVER	*	*	*	*			*	*	*	*			*	*	*	*	*		*	*	*
16	RANGE ROVER	*	*	*	*			*	*	*	*			*	*	*	*	*		*	*	*
16	RANGE ROVER DIESEL	*	*	*	*			*	*	*	*			*	*	*	*	*		*	*	*
12 - 13	RANGE ROVER EVOQUE	*	*	*	*			*	*		*	*			*	*	*	*		*	*	*
14	RANGE ROVER EVOQUE	*	*	*	*			*	*		*	*			*	*	*	*	*	*	*	*
15	RANGE ROVER EVOQUE	*	*	*	*			*	*		*	*	*		*	*	*	*	*	*	*	*
16	RANGE ROVER EVOQUE	*	*	*	*	*	*	*	*		*	*		*	*	*	*	*	*	*	*	*
06 - 09	RANGE ROVER SPORT	*	*	*	*			*	*		*	*				*		*		*	*	*
10 - 11	RANGE ROVER SPORT	*	*	*	*	*		*	*		*	*				*	*	*	*	*	*	*
12 - 13	RANGE ROVER SPORT	*	*	*	*	*		*	*		*	*			*	*	*	*	*	*	*	*
14 - 15	RANGE ROVER SPORT	*	*	*	*			*	*	*	*			*	*	*	*	*	*	*	*	*
16	RANGE ROVER SPORT	*	*	*	*			*	*	*	*			*	*	*	*	*	*	*	*	*
16	RANGE ROVER SPORT DIESEL	*	*	*	*			*	*	*	*			*	*	*	*	*	*	*	*	*


# LAND ROVER VEHICLE DIAGNOSTIC COVERAGE


## LAND ROVER

New or significantly enhanced coverage

17.4

YEARS	MODEL	POWER STEERING MODULE	REAR GATE / TRUNK MODULE	RESTRAINT CONTROL MODULE	RIDE LEVEL CONTROL MODULE	RUNNING BOARD MODULE	SEAT MODULE	SERVICE INTERVAL RESET	SPEED CONTROL	STEERING ANGLE SENSOR	STEERING COLUMN	SUSPENSION (RLCM)	TPMS	TRAILER MODULE	TRANSFER CASE	VEHICLE RESET	WHEEL ALIGNMENT
97 - 99	DEFENDER																
03 - 04	DISCOVERY											*					
99 - 02	DISCOVERY II											*					
03 - 04	DISCOVERY II											*					
05 - 09	DISCOVERY LR3							*	*	*		*	*			*	*
10 - 11	DISCOVERY LR4			*			*	*	*	*	*	*	*			*	*
12 - 13	DISCOVERY LR4			*			*	*	*	*	*	*	*			*	*
14 - 15	DISCOVERY LR4			*			*	*	*	*	*	*	*			*	*
16	DISCOVERY LR4			*	*		*	*	*	*	*	*	*			*	*
15	DISCOVERY SPORT	*	*		*		*	*	*	*	*	*	*			*	*
16	DISCOVERY SPORT	*	*				*	*	*	*	*	*	*			*	*
02 - 05	FREELANDER								*								
08 - 10	FREELANDER LR2			*			*	*	*			*	*	*		*	*
11 - 12	FREELANDER LR2			*			*	*	*	*		*	*	*		*	*
13 - 15	FREELANDER LR2			*			*	*	*	*		*	*	*		*	*
99 - 02	RANGE ROVER											*					*
03 - 05	RANGE ROVER											*					*
06	RANGE ROVER							*	*	*	*	*	*			*	*
07 - 09	RANGE ROVER					*		*	*	*	*	*	*			*	*
10 - 12	RANGE ROVER			*		*	*	*	*	*	*	*	*			*	*
13 - 14	RANGE ROVER					*	*	*	*	*	*	*	*			*	*
15	RANGE ROVER					*	*	*	*	*	*	*	*			*	*
16	RANGE ROVER		*			*	*	*	*	*	*	*	*	*	*	*	*
16	RANGE ROVER DIESEL		*			*	*	*	*	*	*	*	*	*	*	*	*
12 - 13	RANGE ROVER EVOQUE						*	*	*	*	*	*	*			*	*
14	RANGE ROVER EVOQUE		*				*	*	*	*	*	*	*			*	*
15	RANGE ROVER EVOQUE		*				*	*	*	*	*	*	*			*	*
16	RANGE ROVER EVOQUE	*	*				*	*	*	*	*	*	*			*	*
06 - 09	RANGE ROVER SPORT						*	*	*	*	*	*	*			*	*
10 - 11	RANGE ROVER SPORT			*			*	*	*	*	*	*	*			*	*
12 - 13	RANGE ROVER SPORT			*			*	*	*	*	*	*	*			*	*
14 - 15	RANGE ROVER SPORT		*			*	*	*	*	*	*	*	*			*	*
16	RANGE ROVER SPORT		*			*	*	*	*	*	*	*	*	*	*	*	*
16	RANGE ROVER SPORT DIESEL		*			*	*	*	*	*	*	*	*	*	*	*	*

[Return to home](#) 

[Return to makes](#) 

# LEXUS VEHICLE DIAGNOSTIC COVERAGE

## LEXUS

New or significantly enhanced coverage

17.4

YEARS	MODEL	ENGINE	TRANS	ABS / TRACTION CONTROL	AIRBAG	4WD / AWD CONTROL	ACTIVE CONTROL MOUNT	E REAR WING	ADAPTIVE FRONT LIGHTING	ANTI-COLLISION SYSTEMS	ANTI-THEFT	AUDIO / NAVI / SATELLITE RADIO	AUTO HEADLAMP LEVELING	BLIND SPOT DETECTION	BODY / GEM / EATC	CENTER CONSOLE / REAR CONSOLE / COMBINATION SWITCH	DOOR / TAILGATE	ELEC MOTOR POWER	ELEC PARKING BRAKE	ELEC POWER STEER / COLUMN	GATEWAY	GEAR RATIO STEERING	HYBRID CONTROLS
11	CT 200 HYBRID	*	*	*	*					*	*	*			*		*			*	*		*
12	CT 200 HYBRID	*	*	*	*					*	*	*			*		*			*	*		*
13	CT 200 HYBRID	*	*	*	*					*	*	*			*		*			*	*		*
14	CT 200 HYBRID	*	*	*	*					*	*	*			*		*			*	*		*
15	CT 200 HYBRID	*	*	*	*					*	*	*			*		*			*	*		*
16	CT 200 HYBRID	*	*	*	*					*	*	*			*		*			*	*		*
17	CT 200 HYBRID	*	*	*	*					*	*	*			*		*			*	*		*
92 - 01	ES 300	*	*	*	*					*	*	*			*		*			*	*		*
02 - 03	ES 300	*	*	*	*					*	*	*			*		*			*	*		*
13	ES 300 HYBRID	*	*	*	*					*	*	*			*		*			*	*		*
14	ES 300 HYBRID	*	*	*	*					*	*	*			*		*			*	*		*
15	ES 300 HYBRID	*	*	*	*					*	*	*			*		*			*	*		*
16	ES 300 HYBRID	*	*	*	*					*	*	*			*		*			*	*		*
17	ES 300 HYBRID	*	*	*	*					*	*	*			*		*			*	*		*
04 - 06	ES 330	*	*	*	*					*	*	*			*		*			*	*		*
07 - 08	ES 350	*	*	*	*		*		*	*	*				*		*			*	*		*
09	ES 350	*	*	*	*		*		*	*	*				*		*			*	*		*
10	ES 350	*	*	*	*		*		*	*	*				*		*			*	*		*
11	ES 350	*	*	*	*		*		*	*	*				*		*			*	*		*
12	ES 350	*	*	*	*		*		*	*	*				*		*			*	*		*
13	ES 350	*	*	*	*		*		*	*	*				*		*			*	*		*
14	ES 350	*	*	*	*		*		*	*	*				*		*			*	*		*
15	ES 350	*	*	*	*		*		*	*	*				*		*			*	*		*
16	ES 350	*	*	*	*		*		*	*	*				*		*			*	*		*
17	ES 350	*	*	*	*		*		*	*	*				*		*			*	*		*
16	ES 200t	*	*	*	*		*		*	*	*		*	*	*		*			*	*		*
17	GS 200T	*	*	*	*		*		*	*	*		*	*	*		*			*	*		*
93 - 95	GS 300	*	*	*	*					*	*	*			*		*			*	*		*
96 - 99	GS 300	*	*	*	*					*	*	*			*		*			*	*		*
00	GS 300	*	*	*	*					*	*	*			*		*			*	*		*
01	GS 300	*	*	*	*					*	*	*			*		*			*	*		*
02	GS 300	*	*	*	*					*	*	*			*		*			*	*		*
03 - 05	GS 300	*	*	*	*					*	*	*			*		*			*	*		*
06	GS 300	*	*	*	*		*			*	*	*			*		*			*	*		*
07	GS 350	*	*	*	*		*		*	*	*				*		*			*	*		*
08	GS 350	*	*	*	*		*		*	*	*				*		*			*	*		*
09	GS 350	*	*	*	*		*		*	*	*				*		*			*	*		*
10	GS 350	*	*	*	*		*		*	*	*				*		*			*	*		*
11	GS 350	*	*	*	*		*		*	*	*				*		*			*	*		*
13	GS 350	*	*	*	*		*		*	*	*				*		*			*	*		*
14	GS 350	*	*	*	*		*		*	*	*		*	*	*		*	*	*	*	*		*
15	GS 350	*	*	*	*		*		*	*	*		*	*	*		*	*	*	*	*		*
16	GS 350	*	*	*	*		*		*	*	*		*	*	*		*	*	*	*	*		*
17	GS 350	*	*	*	*		*		*	*	*		*	*	*		*	*	*	*	*		*
98 - 99	GS 400	*	*	*	*					*	*	*			*		*			*	*	*	*
00	GS 400	*	*	*	*					*	*	*			*		*			*	*	*	*
00	GS 430	*	*	*	*					*	*	*			*		*			*	*		*
01	GS 430	*	*	*	*					*	*	*			*		*			*	*		*
02 - 04	GS 430	*	*	*	*					*	*	*			*		*			*	*		*
05	GS 430	*	*	*	*		*			*	*	*			*		*			*	*		*
06	GS 430	*	*	*	*		*		*	*	*				*		*			*	*		*
07	GS 430	*	*	*	*		*		*	*	*				*		*			*	*		*
08	GS 430	*	*	*	*		*		*	*	*				*		*			*	*		*
07	GS 450h	*	*	*	*		*		*	*	*				*		*			*	*		*
08	GS 450h	*	*	*	*		*		*	*	*				*		*			*	*		*
09	GS 450h	*	*	*	*		*		*	*	*				*		*			*	*		*
10	GS 450h	*	*	*	*		*		*	*	*				*		*			*	*		*
11	GS 450h	*	*	*	*		*		*	*	*				*		*			*	*		*
13	GS 450h	*	*	*	*		*		*	*	*				*		*			*	*		*
14	GS 450h	*	*	*	*		*		*	*	*		*	*	*		*	*	*	*	*		*
15	GS 450h	*	*	*	*		*		*	*	*		*	*	*		*	*	*	*	*		*
16	GS 450h	*	*	*	*		*		*	*	*		*	*	*		*	*	*	*	*		*
17	GS 450h	*	*	*	*		*		*	*	*		*	*	*		*	*	*	*	*		*
08	GS 460	*	*	*	*		*		*	*	*		*	*	*		*	*	*	*	*	*	*
09	GS 460	*	*	*	*		*		*	*	*		*	*	*		*	*	*	*	*	*	*
10	GS 460	*	*	*	*		*		*	*	*		*	*	*		*	*	*	*	*	*	*
11	GS 460	*	*	*	*		*		*	*	*		*	*	*		*	*	*	*	*	*	*
12	GS 460	*	*	*	*		*		*	*	*		*	*	*		*	*	*	*	*	*	*
13	GS 460	*	*	*	*		*		*	*	*		*	*	*		*	*	*	*	*	*	*
16	GS F	*	*	*	*		*		*	*	*		*	*	*		*	*	*	*	*		*
17	GS F	*	*	*	*		*		*	*	*		*	*	*		*	*	*	*	*		*
10	GX 460	*	*	*	*		*		*	*	*		*	*	*		*	*	*	*	*	*	*
11	GX 460	*	*	*	*		*		*	*	*		*	*	*		*	*	*	*	*	*	*
14	GX 460	*	*	*	*		*		*	*	*		*	*	*		*	*	*	*	*	*	*
15	GX 460	*	*	*	*		*		*	*	*		*	*	*		*	*	*	*	*	*	*
16	GX 460	*	*	*	*		*		*	*	*		*	*	*		*	*	*	*	*	*	*
17	GX 460	*	*	*	*		*		*	*	*		*	*	*		*	*	*	*	*	*	*
03	GX 470	*	*	*	*		*		*	*	*		*	*	*		*	*	*	*	*		*
04	GX 470	*	*	*	*		*		*	*	*		*	*	*		*	*	*	*	*		*

[Return to home](#) ➔

[Return to makes](#) ➔


# LEXUS VEHICLE DIAGNOSTIC COVERAGE


## LEXUS

New or significantly enhanced coverage

17.4

YEARS	MODEL	HVAC / AUTO-TEMP CONTROL	INSTRUMENT	KEYLESS ENTRY	LANE DEPARTURE WARNING	MASTER SWITCH	MULTI FUNCTION / CRUISE CONTROL	NIGHT VIEW	OCCUPANT	PARKING AID / PARKING SENSOR	POWER SEAT / MIRROR	POWER SOURCE	POWER TRUNK	POWER WINDOWS / SUNROOF / SUNSHADE	RAIN SENSOR	SOUND	SUSPENSION	STARTING CONTROL	TILT / TELESCOPIC	TORQUE VECTOR DIFFERENTIAL	TPMS	WHEEL ALIGNMENT	
11	CT 200 HYBRID	*	*	*			*		*	*	*	*	*	*								*	*
12	CT 200 HYBRID	*	*	*			*		*	*	*	*	*	*								*	*
13	CT 200 HYBRID	*	*	*			*		*	*	*	*	*	*								*	*
14	CT 200 HYBRID	*	*	*			*		*	*	*	*	*	*								*	*
15	CT 200 HYBRID	*	*	*			*		*	*	*	*	*	*								*	*
16	CT 200 HYBRID	*	*	*			*		*	*	*	*	*	*					*			*	*
17	CT 200 HYBRID	*	*	*		*	*		*	*	*	*	*	*					*			*	*
92 - 01	ES 300					*	*		*	*	*	*	*	*					*			*	*
02 - 03	ES 300						*		*	*	*	*	*	*					*			*	*
13	ES 300 HYBRID	*	*	*	*		*		*	*	*	*	*	*								*	*
14	ES 300 HYBRID	*	*	*	*		*		*	*	*	*	*	*								*	*
15	ES 300 HYBRID	*	*	*	*		*		*	*	*	*	*	*								*	*
16	ES 300 HYBRID	*	*	*	*		*		*	*	*	*	*	*					*			*	*
17	ES 300 HYBRID	*	*	*	*	*	*		*	*	*	*	*	*					*			*	*
04 - 06	ES 330						*		*	*	*	*	*	*					*			*	*
07 - 08	ES 350	*	*	*			*		*	*	*	*	*	*					*			*	*
09	ES 350	*	*	*			*		*	*	*	*	*	*					*			*	*
10	ES 350	*	*	*			*		*	*	*	*	*	*					*			*	*
11	ES 350	*	*	*			*		*	*	*	*	*	*					*			*	*
12	ES 350	*	*	*			*		*	*	*	*	*	*					*			*	*
13	ES 350	*	*	*			*		*	*	*	*	*	*				*				*	*
14	ES 350	*	*	*			*		*	*	*	*	*	*				*				*	*
15	ES 350	*	*	*			*		*	*	*	*	*	*				*				*	*
16	ES 350	*	*	*	*		*		*	*	*	*	*	*				*				*	*
17	ES 350	*	*	*	*	*	*		*	*	*	*	*	*				*				*	*
16	ES 200t	*	*	*			*		*	*	*	*	*	*					*			*	*
17	GS 200t	*	*	*	*	*	*		*	*	*	*	*	*				*				*	*
93 - 95	GS 300						*		*	*	*	*	*	*					*			*	*
96 - 99	GS 300						*		*	*	*	*	*	*					*			*	*
00	GS 300						*		*	*	*	*	*	*					*			*	*
01	GS 300	*	*	*			*		*	*	*	*	*	*					*			*	*
02	GS 300	*	*	*			*		*	*	*	*	*	*					*			*	*
03 - 05	GS 300	*	*	*			*		*	*	*	*	*	*					*			*	*
06	GS 300	*	*	*			*		*	*	*	*	*	*					*			*	*
07	GS 350	*	*	*			*		*	*	*	*	*	*					*			*	*
08	GS 350	*	*	*			*		*	*	*	*	*	*					*			*	*
09	GS 350	*	*	*			*		*	*	*	*	*	*					*			*	*
10	GS 350	*	*	*			*		*	*	*	*	*	*					*			*	*
11	GS 350	*	*	*			*		*	*	*	*	*	*					*			*	*
13	GS 350	*	*	*	*		*		*	*	*	*	*	*					*			*	*
14	GS 350	*	*	*	*		*		*	*	*	*	*	*					*			*	*
15	GS 350	*	*	*	*		*		*	*	*	*	*	*				*				*	*
16	GS 350	*	*	*	*		*		*	*	*	*	*	*				*				*	*
17	GS 350	*	*	*	*	*	*		*	*	*	*	*	*				*				*	*
98 - 99	GS 400						*		*	*	*	*	*	*				*				*	*
00	GS 400						*		*	*	*	*	*	*					*			*	*
00	GS 430						*		*	*	*	*	*	*					*			*	*
01	GS 430	*	*	*			*		*	*	*	*	*	*					*			*	*
02 - 04	GS 430	*	*	*			*		*	*	*	*	*	*					*			*	*
05	GS 430	*	*	*			*		*	*	*	*	*	*					*			*	*
06	GS 430	*	*	*			*		*	*	*	*	*	*					*			*	*
07	GS 430	*	*	*			*		*	*	*	*	*	*					*			*	*
08	GS 430	*	*	*			*		*	*	*	*	*	*					*			*	*
07	GS 450h	*	*	*			*		*	*	*	*	*	*					*			*	*
08	GS 450h	*	*	*			*		*	*	*	*	*	*					*			*	*
09	GS 450h	*	*	*			*		*	*	*	*	*	*					*			*	*
10	GS 450h	*	*	*			*		*	*	*	*	*	*					*			*	*
11	GS 450h	*	*	*			*		*	*	*	*	*	*					*			*	*
13	GS 450h	*	*	*	*		*		*	*	*	*	*	*				*				*	*
14	GS 450h	*	*	*	*		*		*	*	*	*	*	*				*				*	*
15	GS 450h	*	*	*	*		*		*	*	*	*	*	*				*				*	*
16	GS 450h	*	*	*	*		*		*	*	*	*	*	*				*				*	*
17	GS 450h	*	*	*	*	*	*		*	*	*	*	*	*				*				*	*
08	GS 460			*			*		*	*	*	*	*	*					*			*	*
09	GS 460			*			*		*	*	*	*	*	*					*			*	*
10	GS 460	*	*	*			*		*	*	*	*	*	*					*			*	*
11	GS 460			*			*		*	*	*	*	*	*					*			*	*
12	GS 460	*	*	*			*		*	*	*	*	*	*				*				*	*
13	GS 460	*	*	*			*		*	*	*	*	*	*				*				*	*
16	GS F	*	*	*	*		*		*	*	*	*	*	*				*		*		*	*
17	GS F	*	*	*	*	*	*		*	*	*	*	*	*				*		*		*	*
10	GX 460	*	*	*	*		*		*	*	*	*	*	*				*		*		*	*
11	GX 460	*	*	*	*		*		*	*	*	*	*	*				*		*		*	*
14	GX 460	*	*	*	*		*		*	*	*	*	*	*				*		*		*	*
15	GX 460	*	*	*	*		*		*	*	*	*	*	*				*		*		*	*
16	GX 460	*	*	*	*		*		*	*	*	*	*	*				*		*		*	*
17	GX 460	*	*	*	*	*	*		*	*	*	*	*	*				*		*		*	*
03	GX 470						*		*	*	*	*	*	*				*		*		*	*
04	GX 470						*		*	*	*	*	*	*				*		*		*	*

Return to home 

Return to makes 


# LEXUS VEHICLE DIAGNOSTIC COVERAGE


## LEXUS

New or significantly enhanced coverage

17.4

YEARS	MODEL	ENGINE	TRANS	ABS / TRACTION CONTROL	AIRBAG	4WD / AWD CONTROL	ACTIVE CONTROL MOUNT	E REAR WING	ADAPTIVE FRONT LIGHTING	ANTI-COLLISION SYSTEMS	ANTI-THIEF T	AUDIO / NAVI / SATELLITE RADIO	AUTO HEADLAMP LEVELING	BLIND SPOT DETECTION	BODY / GEM / EATC	CENTER CONSOLE / REAR CONSOLE / COMBINATION SWITCH	DOOR / TAILGATE	ELEC MOTOR POWER	ELEC PARKING BRAKE	ELEC POWER STEER / COLUMN	GATEWAY	GEAR RATIO STEERING	HYBRID CONTROLS
05	GX 470	*	*	*	*						*				*								
06	GX 470	*	*	*	*						*				*								
07	GX 470	*	*	*	*						*				*								
08 - 09	GX 470	*	*	*	*						*				*								
10 - 11	HS 250 HYBRID	*	*	*	*				*	*	*	*			*				*	*	*	*	*
12	HS 250 HYBRID	*	*	*	*				*	*	*	*			*				*	*	*	*	*
13	HS 250 HYBRID	*	*	*	*				*	*	*	*			*				*	*	*	*	*
16	IS 200t	*	*	*	*					*	*	*	*	*	*				*	*	*	*	*
17	IS 200t	*	*	*	*					*	*	*	*	*	*				*	*	*	*	*
06	IS 250	*	*	*	*	*			*	*	*	*	*	*	*		*		*	*	*	*	*
07	IS 250	*	*	*	*	*			*	*	*	*	*	*	*		*		*	*	*	*	*
08 - 09	IS 250	*	*	*	*	*			*	*	*	*	*	*	*		*		*	*	*	*	*
10	IS 250	*	*	*	*	*			*	*	*	*	*	*	*		*		*	*	*	*	*
11	IS 250	*	*	*	*	*			*	*	*	*	*	*	*		*		*	*	*	*	*
12	IS 250/IS 250C	*	*	*	*	*			*	*	*	*	*	*	*		*		*	*	*	*	*
13	IS 250/IS 250C	*	*	*	*	*			*	*	*	*	*	*	*		*		*	*	*	*	*
14	IS 250/IS 250C	*	*	*	*	*			*	*	*	*	*	*	*		*		*	*	*	*	*
15	IS 250/IS 250C	*	*	*	*	*			*	*	*	*	*	*	*		*		*	*	*	*	*
10	IS 250C	*	*	*	*	*			*	*	*	*	*	*	*		*		*	*	*	*	*
11	IS 250C	*	*	*	*	*			*	*	*	*	*	*	*		*		*	*	*	*	*
01	IS 300	*	*	*	*	*			*	*	*	*	*	*	*		*		*	*	*	*	*
02 - 05	IS 300	*	*	*	*	*			*	*	*	*	*	*	*		*		*	*	*	*	*
16	IS 300	*	*	*	*	*			*	*	*	*	*	*	*		*		*	*	*	*	*
17	IS 300	*	*	*	*	*			*	*	*	*	*	*	*		*		*	*	*	*	*
06	IS 350	*	*	*	*	*			*	*	*	*	*	*	*		*		*	*	*	*	*
07	IS 350	*	*	*	*	*			*	*	*	*	*	*	*		*		*	*	*	*	*
08 - 09	IS 350	*	*	*	*	*			*	*	*	*	*	*	*		*		*	*	*	*	*
10	IS 350/IS 350C	*	*	*	*	*			*	*	*	*	*	*	*		*		*	*	*	*	*
11	IS 350/IS 350C	*	*	*	*	*			*	*	*	*	*	*	*		*		*	*	*	*	*
12	IS 350/IS 350C	*	*	*	*	*			*	*	*	*	*	*	*		*		*	*	*	*	*
13	IS 350/IS 350C	*	*	*	*	*			*	*	*	*	*	*	*		*		*	*	*	*	*
14	IS 350	*	*	*	*	*			*	*	*	*	*	*	*		*		*	*	*	*	*
15	IS 350	*	*	*	*	*			*	*	*	*	*	*	*		*		*	*	*	*	*
16	IS 350	*	*	*	*	*			*	*	*	*	*	*	*		*		*	*	*	*	*
17	IS 350	*	*	*	*	*			*	*	*	*	*	*	*		*		*	*	*	*	*
14	IS 350C	*	*	*	*	*			*	*	*	*	*	*	*		*		*	*	*	*	*
15	IS 350C	*	*	*	*	*			*	*	*	*	*	*	*		*		*	*	*	*	*
08	IS F	*	*	*	*	*			*	*	*	*	*	*	*		*		*	*	*	*	*
09	IS F	*	*	*	*	*			*	*	*	*	*	*	*		*		*	*	*	*	*
10	IS F	*	*	*	*	*			*	*	*	*	*	*	*		*		*	*	*	*	*
11	IS F	*	*	*	*	*			*	*	*	*	*	*	*		*		*	*	*	*	*
12	IS F	*	*	*	*	*			*	*	*	*	*	*	*		*		*	*	*	*	*
13	IS F	*	*	*	*	*			*	*	*	*	*	*	*		*		*	*	*	*	*
14	IS F	*	*	*	*	*			*	*	*	*	*	*	*		*		*	*	*	*	*
92 - 99	LS 400	*	*	*	*	*			*	*	*	*	*	*	*		*		*	*	*	*	*
00	LS 400	*	*	*	*	*			*	*	*	*	*	*	*		*		*	*	*	*	*
01	LS 430	*	*	*	*	*			*	*	*	*	*	*	*		*		*	*	*	*	*
02 - 03	LS 430	*	*	*	*	*			*	*	*	*	*	*	*		*		*	*	*	*	*
04 - 06	LS 430	*	*	*	*	*			*	*	*	*	*	*	*		*		*	*	*	*	*
07	LS 460	*	*	*	*	*			*	*	*	*	*	*	*		*		*	*	*	*	*
08	LS 460	*	*	*	*	*			*	*	*	*	*	*	*		*		*	*	*	*	*
09	LS 460	*	*	*	*	*			*	*	*	*	*	*	*		*		*	*	*	*	*
10 - 11	LS 460	*	*	*	*	*			*	*	*	*	*	*	*		*		*	*	*	*	*
12	LS 460	*	*	*	*	*			*	*	*	*	*	*	*		*		*	*	*	*	*
13	LS 460	*	*	*	*	*			*	*	*	*	*	*	*		*		*	*	*	*	*
14	LS 460	*	*	*	*	*			*	*	*	*	*	*	*		*		*	*	*	*	*
15	LS 460	*	*	*	*	*			*	*	*	*	*	*	*		*		*	*	*	*	*
16	LS 460	*	*	*	*	*			*	*	*	*	*	*	*		*		*	*	*	*	*
17	LS 460	*	*	*	*	*			*	*	*	*	*	*	*		*		*	*	*	*	*
08	LS 600 HYBRID	*	*	*	*	*			*	*	*	*	*	*	*		*		*	*	*	*	*
09	LS 600 HYBRID	*	*	*	*	*			*	*	*	*	*	*	*		*		*	*	*	*	*
10 - 11	LS 600 HYBRID	*	*	*	*	*			*	*	*	*	*	*	*		*		*	*	*	*	*
12	LS 600 HYBRID	*	*	*	*	*			*	*	*	*	*	*	*		*		*	*	*	*	*
13	LS 600 HYBRID	*	*	*	*	*			*	*	*	*	*	*	*		*		*	*	*	*	*
14	LS 600 HYBRID	*	*	*	*	*			*	*	*	*	*	*	*		*		*	*	*	*	*
15	LS 600 HYBRID	*	*	*	*	*			*	*	*	*	*	*	*		*		*	*	*	*	*
16	LS 600 HYBRID	*	*	*	*	*			*	*	*	*	*	*	*		*		*	*	*	*	*
17	LS 600H	*	*	*	*	*			*	*	*	*	*	*	*		*		*	*	*	*	*
96 - 97	LX 450	*	*	*	*	*			*	*	*	*	*	*	*		*		*	*	*	*	*
98 - 99	LX 470	*	*	*	*	*			*	*	*	*	*	*	*		*		*	*	*	*	*
00 - 01	LX 470	*	*	*	*	*			*	*	*	*	*	*	*		*		*	*	*	*	*
02	LX 470	*	*	*	*	*			*	*	*	*	*	*	*		*		*	*	*	*	*
03 - 04	LX 470	*	*	*	*	*			*	*	*	*	*	*	*		*		*	*	*	*	*
05	LX 470	*	*	*	*	*			*	*	*	*	*	*	*		*		*	*	*	*	*
06 - 07	LX 470	*	*	*	*	*			*	*	*	*	*	*	*		*		*	*	*	*	*
08 - 09	LX 570	*	*	*	*	*			*	*	*	*	*	*	*		*		*	*	*	*	*
10	LX 570	*	*	*	*	*			*	*	*	*	*	*	*		*		*	*	*	*	*
11	LX 570	*	*	*	*	*			*	*	*	*	*	*	*		*		*	*	*	*	*
13	LX 570	*	*	*	*	*			*	*	*	*	*	*	*		*		*	*	*	*	*
14	LX 570	*	*	*	*	*			*	*	*	*	*	*	*		*		*	*	*	*	*
15	LX 570	*	*	*	*	*			*	*	*	*	*	*	*		*		*	*	*	*	*

Return to home 

Return to makes 

# LEXUS VEHICLE DIAGNOSTIC COVERAGE

## LEXUS

New or significantly enhanced coverage

17.4

YEARS	MODEL	HVAC / AUTO-TEMP CONTROL	INSTRUMENT	KEYLESS ENTRY	LANE DEPARTURE WARNING	MASTER SWITCH	MULTI FUNCTION / CRUISE CONTROL	NIGHT VIEW	OCCUPANT	PARKING AID / PARKING SENSOR	POWER SEAT / MIRROR	POWER SOURCE	POWER TRUNK	POWER WINDOWS / SUNROOF / SUNSHADE	RAIN SENSOR	SOUND	SUSPENSION	STARTING CONTROL	TILT / TELESCOPIC	TORQUE VECTOR DIFFERENTIAL	TPMS	WHEEL ALIGNMENT
05	GX 470						*		*		*						*				*	*
06	GX 470						*		*		*						*				*	*
07	GX 470						*		*		*			*			*				*	*
08 - 09	GX 470						*		*		*			*			*				*	*
10 - 11	HS 250 HYBRID		*	*	*		*		*	*	*		*				*				*	*
12	HS 250 HYBRID		*	*	*		*		*	*	*		*				*				*	*
13	HS 250 HYBRID		*	*	*		*		*	*	*		*				*				*	*
16	IS 200t	*	*	*	*		*		*	*	*		*				*	*			*	*
17	IS 200t	*	*	*	*	*	*		*	*	*		*		*	*	*	*			*	*
06	IS 250	*	*	*	*		*		*	*	*		*				*				*	*
07	IS 250	*	*	*	*		*		*	*	*		*				*				*	*
08 - 09	IS 250	*	*	*	*		*		*	*	*		*				*				*	*
10	IS 250	*	*	*	*		*		*	*	*		*				*				*	*
11	IS 250	*	*	*	*		*		*	*	*		*				*				*	*
12	IS 250/IS 250C	*	*	*	*		*		*	*	*		*				*	*			*	*
13	IS 250/IS 250C	*	*	*	*		*		*	*	*		*				*	*			*	*
14	IS 250/IS 250C	*	*	*	*		*		*	*	*		*				*	*			*	*
15	IS 250/IS 250C	*	*	*	*		*		*	*	*		*				*	*			*	*
10	IS 250C	*	*	*	*		*		*	*	*		*				*	*			*	*
11	IS 250C	*	*	*	*		*		*	*	*		*				*	*			*	*
01	IS 300	*	*	*	*		*		*	*	*		*				*	*			*	*
02 - 05	IS 300	*	*	*	*		*		*	*	*		*				*	*			*	*
16	IS 300	*	*	*	*		*		*	*	*		*				*	*			*	*
17	IS 300	*	*	*	*	*	*		*	*	*		*				*	*			*	*
06	IS 350	*	*	*	*		*		*	*	*		*				*	*			*	*
07	IS 350	*	*	*	*		*		*	*	*		*				*	*			*	*
08 - 09	IS 350	*	*	*	*		*		*	*	*		*				*	*			*	*
10	IS 350/IS 350C	*	*	*	*		*		*	*	*		*				*	*			*	*
11	IS 350/IS 350C	*	*	*	*		*		*	*	*		*				*	*			*	*
12	IS 350/IS 350C	*	*	*	*		*		*	*	*		*				*	*			*	*
13	IS 350/IS 350C	*	*	*	*		*		*	*	*		*				*	*			*	*
14	IS 350	*	*	*	*		*		*	*	*		*				*	*			*	*
15	IS 350	*	*	*	*		*		*	*	*		*				*	*			*	*
16	IS 350	*	*	*	*		*		*	*	*		*				*	*			*	*
17	IS 350	*	*	*	*		*		*	*	*		*				*	*			*	*
14	IS 350C	*	*	*	*		*		*	*	*		*				*	*			*	*
15	IS 350C	*	*	*	*		*		*	*	*		*				*	*			*	*
08	IS F	*	*	*	*		*		*	*	*		*				*	*			*	*
09	IS F	*	*	*	*		*		*	*	*		*				*	*			*	*
10	IS F	*	*	*	*		*		*	*	*		*				*	*			*	*
11	IS F	*	*	*	*		*		*	*	*		*				*	*			*	*
12	IS F	*	*	*	*		*		*	*	*		*				*	*			*	*
13	IS F	*	*	*	*		*		*	*	*		*				*	*			*	*
14	IS F	*	*	*	*		*		*	*	*		*				*	*			*	*
92 - 99	LS 400																					
00	LS 400																					
01	LS 430	*	*				*						*									*
02 - 03	LS 430	*	*				*						*									*
04 - 06	LS 430	*	*				*						*									*
07	LS 460	*	*	*	*		*		*	*	*		*				*	*			*	*
08	LS 460	*	*	*	*		*		*	*	*		*				*	*			*	*
09	LS 460	*	*	*	*		*		*	*	*		*				*	*			*	*
10 - 11	LS 460	*	*	*	*		*		*	*	*		*				*	*			*	*
12	LS 460	*	*	*	*		*		*	*	*		*				*	*			*	*
13	LS 460	*	*	*	*		*		*	*	*		*				*	*			*	*
14	LS 460	*	*	*	*		*		*	*	*		*				*	*			*	*
15	LS 460	*	*	*	*		*		*	*	*		*				*	*			*	*
16	LS 460	*	*	*	*		*		*	*	*		*				*	*			*	*
17	LS 460	*	*	*	*	*	*		*	*	*		*		*	*	*	*			*	*
08	LS 600 HYBRID	*	*	*	*		*		*	*	*		*				*	*			*	*
09	LS 600 HYBRID	*	*	*	*		*		*	*	*		*				*	*			*	*
10 - 11	LS 600 HYBRID	*	*	*	*		*		*	*	*		*				*	*			*	*
12	LS 600 HYBRID	*	*	*	*		*		*	*	*		*				*	*			*	*
13	LS 600 HYBRID	*	*	*	*		*		*	*	*		*				*	*			*	*
14	LS 600 HYBRID	*	*	*	*		*		*	*	*		*				*	*			*	*
15	LS 600 HYBRID	*	*	*	*		*		*	*	*		*				*	*			*	*
16	LS 600 HYBRID	*	*	*	*		*		*	*	*		*				*	*			*	*
17	LS 600H	*	*	*	*	*	*		*	*	*		*		*	*	*	*			*	*
96 - 97	LX 450																					
98 - 99	LX 470																					
00 - 01	LX 470						*			*	*		*									*
02	LX 470						*			*	*		*									*
03 - 04	LX 470						*			*	*		*									*
05	LX 470						*			*	*		*				*	*				*
06 - 07	LX 470						*		*	*	*		*				*	*				*
08 - 09	LX 570	*	*				*		*	*	*		*				*	*			*	*
10	LX 570	*	*				*		*	*	*		*				*	*			*	*
11	LX 570	*	*				*		*	*	*		*				*	*			*	*
13	LX 570	*	*				*		*	*	*		*				*	*			*	*
14	LX 570	*	*				*		*	*	*		*				*	*			*	*
15	LX 570	*	*				*		*	*	*		*				*	*			*	*


# LEXUS VEHICLE DIAGNOSTIC COVERAGE


## LEXUS

New or significantly enhanced coverage

17.4

YEARS	MODEL	ENGINE	TRANS	ABS / TRACTION CONTROL	AIRBAG	4WD / AWD CONTROL	ACTIVE CONTROL MOUNT	ACTIVE REAR WING	ADAPTIVE FRONT LIGHTING	ANTI-COLLISION SYSTEMS	ANTI-THIEF	AUDIO / NAVI / SATELLITE RADIO	AUTO HEADLAMP LEVELING	BLIND SPOT DETECTION	BODY / GEM / EATC	CENTER CONSOLE / REAR CONSOLE / COMBINATION SWITCH	DOOR / TAILGATE	ELEC MOTOR POWER	ELEC PARKING BRAKE	ELEC POWER STEER / COLUMN	GATEWAY	GEAR RATIO STEERING	HYBRID CONTROLS
16	LX 570	*	*	*	*				*	*		*		*	*		*			*		*	
17	LX 570	*	*	*	*	*			*	*		*		*	*		*			*		*	
15	NX 200t	*	*	*	*	*				*		*		*	*		*			*		*	
16	NX 200t	*	*	*	*	*				*		*		*	*		*			*		*	
17	NX 200t	*	*	*	*	*				*		*		*	*		*			*		*	
15	NX 300h	*	*	*	*	*				*		*		*	*		*			*		*	*
16	NX 300h	*	*	*	*	*				*		*		*	*		*			*		*	*
17	NX 300h	*	*	*	*	*				*		*		*	*		*			*		*	*
16	RC 200t	*	*	*	*	*				*		*	*	*	*		*			*		*	*
17	RC 200t	*	*	*	*	*				*		*	*	*	*		*			*		*	*
16	RC 300	*	*	*	*	*				*		*	*	*	*		*			*		*	*
17	RC 300	*	*	*	*	*				*		*	*	*	*		*			*		*	*
15	RC 350	*	*	*	*	*				*		*	*	*	*		*			*		*	*
16	RC 350	*	*	*	*	*				*		*	*	*	*		*			*		*	*
17	RC 350	*	*	*	*	*				*		*	*	*	*		*			*		*	*
15 - 16	RC F	*	*	*	*	*		*		*		*	*	*	*		*			*		*	*
17	RC F	*	*	*	*	*		*		*		*	*	*	*		*			*	*	*	*
15	RC F-SPORT	*	*	*	*	*				*		*	*	*	*		*			*		*	*
99	RX 300	*	*	*	*	*				*		*	*	*	*		*			*		*	*
00	RX 300	*	*	*	*	*				*		*	*	*	*		*			*		*	*
01	RX 300	*	*	*	*	*				*		*	*	*	*		*			*		*	*
02 - 03	RX 300	*	*	*	*	*				*		*	*	*	*		*			*		*	*
04	RX 330	*	*	*	*	*				*	*	*	*	*	*		*			*		*	*
05 - 06	RX 330	*	*	*	*	*			*		*	*	*	*	*		*			*		*	*
07 - 08	RX 350	*	*	*	*	*			*		*	*	*	*	*		*			*		*	*
09	RX 350	*	*	*	*	*			*		*	*	*	*	*		*			*		*	*
10 - 11	RX 350	*	*	*	*	*			*	*	*	*	*	*	*		*			*	*	*	*
12	RX 350	*	*	*	*	*			*	*	*	*	*	*	*		*			*	*	*	*
13	RX 350	*	*	*	*	*			*	*	*	*	*	*	*		*			*	*	*	*
14	RX 350	*	*	*	*	*			*	*	*	*	*	*	*		*			*	*	*	*
15	RX 350	*	*	*	*	*			*	*	*	*	*	*	*		*			*	*	*	*
16	RX 350	*	*	*	*	*			*	*	*	*	*	*	*		*			*	*	*	*
17	RX 350	*	*	*	*	*			*	*	*	*	*	*	*		*			*	*	*	*
06	RX 400 HYBRID	*	*	*	*	*			*	*	*	*	*	*	*		*			*		*	*
07 - 08	RX 400 HYBRID	*	*	*	*	*			*	*	*	*	*	*	*		*			*		*	*
10	RX 450 HYBRID	*	*	*	*	*			*	*	*	*	*	*	*		*			*	*	*	*
11	RX 450 HYBRID	*	*	*	*	*			*	*	*	*	*	*	*		*			*	*	*	*
12	RX 450 HYBRID	*	*	*	*	*			*	*	*	*	*	*	*		*			*	*	*	*
13	RX 450 HYBRID	*	*	*	*	*			*	*	*	*	*	*	*		*			*	*	*	*
14	RX 450 HYBRID	*	*	*	*	*			*	*	*	*	*	*	*		*			*	*	*	*
15	RX 450 HYBRID	*	*	*	*	*			*	*	*	*	*	*	*		*			*	*	*	*
16	RX 450 HYBRID	*	*	*	*	*			*	*	*	*	*	*	*		*			*	*	*	*
17	RX 450 HYBRID	*	*	*	*	*			*	*	*	*	*	*	*		*			*	*	*	*
92 - 00	SC 300/400	*	*	*	*	*			*	*	*	*	*	*	*		*			*		*	*
02	SC 430	*	*	*	*	*			*	*	*	*	*	*	*		*			*		*	*
03 - 06	SC 430	*	*	*	*	*			*	*	*	*	*	*	*		*			*		*	*
07 - 08	SC 430	*	*	*	*	*			*	*	*	*	*	*	*		*			*		*	*
09 - 10	SC 430	*	*	*	*	*			*	*	*	*	*	*	*		*			*		*	*

[Return to home](#) 

[Return to makes](#) 

# LEXUS VEHICLE DIAGNOSTIC COVERAGE

## LEXUS

New or significantly enhanced coverage

17.4

YEARS	MODEL	HVAC / AUTO-TEMP CONTROL	INSTRUMENT	KEYLESS ENTRY	LANE DEPARTURE WARNING	MASTER SWITCH	MULTI FUNCTION / CRUISE CONTROL	NIGHT VIEW	OCCUPANT	PARKING AID / PARKING SENSOR	POWER SEAT / MIRROR	POWER SOURCE	POWER TRUNK	POWER WINDOWS / SUNROOF / SUNSHADE	RAIN SENSOR	SOUND	SUSPENSION	STARTING CONTROL	TILT / TELESCOPIC	TORQUE VECTOR DIFFERENTIAL	TPMS	WHEEL ALIGNMENT
16	LX 570	*	*				*		*	*				*			*				*	*
17	LX 570	*	*		*	*	*		*	*			*				*				*	*
15	NX 200t	*	*	*	*		*		*	*	*			*			*				*	*
16	NX 200t	*	*	*	*		*		*	*	*			*			*				*	*
17	NX 200t	*	*	*	*	*	*		*	*	*			*		*	*	*			*	*
15	NX 300h	*	*	*	*		*		*	*	*			*			*				*	*
16	NX 300h	*	*	*	*		*		*	*	*			*			*				*	*
17	NX 300h	*	*	*	*	*	*		*	*	*			*	*		*				*	*
16	RC 200t	*	*	*	*		*		*	*	*			*			*				*	*
17	RC 200t	*	*	*	*	*	*		*	*	*			*		*	*	*			*	*
16	RC 300	*	*	*	*		*		*	*	*			*			*				*	*
17	RC 300	*	*	*	*	*	*		*	*	*			*	*		*				*	*
15	RC 350	*	*	*	*		*		*	*	*			*			*				*	*
16	RC 350	*	*	*	*		*		*	*	*			*			*				*	*
17	RC 350	*	*	*	*	*	*		*	*	*			*	*		*				*	*
15 - 16	RC F	*	*	*	*	*	*		*	*	*			*	*		*		*	*	*	*
17	RC F	*	*	*	*	*	*		*	*	*			*	*		*		*	*	*	*
15	RC F-SPORT	*	*	*	*	*	*		*	*	*			*	*		*		*	*	*	*
99	RX 300									*												*
00	RX 300									*												*
01	RX 300	*	*							*				*								*
02 - 03	RX 300	*	*							*				*								*
04	RX 330	*	*				*		*	*				*								*
05 - 06	RX 330	*	*				*		*	*				*								*
07 - 08	RX 350	*	*				*		*	*				*							*	*
09	RX 350	*	*				*		*	*				*							*	*
10 - 11	RX 350	*	*	*			*		*	*	*			*		*					*	*
12	RX 350	*	*				*		*	*	*			*			*				*	*
13	RX 350	*	*				*		*	*	*		*			*		*			*	*
14	RX 350	*	*	*			*		*	*	*		*			*		*			*	*
15	RX 350	*	*	*			*		*	*	*		*			*		*			*	*
16	RX 350	*	*	*			*		*	*	*		*			*		*			*	*
17	RX 350	*	*	*	*	*	*		*	*	*		*		*		*		*	*	*	*
06	RX 400 HYBRID	*	*		*		*		*	*	*		*			*		*			*	*
07 - 08	RX 400 HYBRID	*	*		*		*		*	*	*		*			*		*			*	*
10	RX 450 HYBRID	*	*		*		*		*	*	*		*			*		*			*	*
11	RX 450 HYBRID	*	*		*		*		*	*	*		*			*		*			*	*
12	RX 450 HYBRID	*	*		*		*		*	*	*		*			*		*			*	*
13	RX 450 HYBRID	*	*		*		*		*	*	*		*			*		*			*	*
14	RX 450 HYBRID	*	*	*			*		*	*	*		*			*		*			*	*
15	RX 450 HYBRID	*	*	*			*		*	*	*		*			*		*			*	*
16	RX 450 HYBRID	*	*	*			*		*	*	*		*			*		*			*	*
17	RX 450 HYBRID	*	*	*	*	*	*		*	*	*		*		*		*		*	*	*	*
92 - 00	SC 300/400																					*
02	SC 430	*	*							*											*	*
03 - 06	SC 430	*	*				*			*											*	*
07 - 08	SC 430	*	*				*		*	*											*	*
09 - 10	SC 430	*	*				*		*	*											*	*



# MAZDA VEHICLE DIAGNOSTIC COVERAGE

## MAZDA

New or significantly enhanced coverage

17.4

YEARS	MODEL	ENGINE	TRANS	ABS / TRACTION CONTROL	AIRBAG	4WD / AWD CONTROL	ADAPTIVE FRONT LIGHTING	ANTI-COLLISION SYSTEMS / FORWARD SENSING CAMERA	ANTI-THEFT / VEHICLE SECURITY	AUDIO / NAVI / SATELLITE RADIO	AUTO-TEMP CONTROL / HVAC	BLIND SPOT DETECTION	BODY / GEM / EATC	DC TO DC CONVERTER	ELEC PARKING BRAKE	ELEC POWER STEER / COLUMN	ELEC VACUUM PUMP	HYBRID CONTROLS	INSTRUMENT	MULTI FUNCTION / CRUISE CONTROL	OCCUPANT	PARKING AID / PARKING SENSOR	PASS JUNCT / PWR DIST / FRONT BODY / LIGHTING	POWER LIFTGATE	
92	626	*	*	*	*																				
93 - 95	626	*	*	*	*																				
96 - 99	626	*	*	*	*																				
00 - 02	626	*	*	*	*																				
92 - 94	929	*	*	*	*																				
95	929	*	*	*	*																				
92 - 93	B-SERIES	*	*	*	*																				
94	B-SERIES	*	*	*	*																				
95 - 96	B-SERIES	*	*	*	*								*												
97 - 99	B-SERIES	*	*	*	*								*												
00	B-SERIES	*	*	*	*								*												
01 - 03	B-SERIES	*	*	*	*								*												
04	B-SERIES	*	*	*	*								*							*					
05	B-SERIES	*	*	*	*								*							*					
06	B-SERIES	*	*	*	*								*							*					
07	B-SERIES	*	*	*	*								*							*					
08 - 10	B-SERIES	*	*	*	*								*							*					
00	B-SERIES 4WD	*	*	*	*								*							*					
01 - 02	B-SERIES 4WD	*	*	*	*								*							*					
16	CX-3	*	*	*	*	*	*	*			*	*	*		*	*			*	*					
17	CX-3	*	*	*	*	*	*	*			*	*	*		*	*			*	*					
13	CX-5	*	*	*	*	*	*	*			*	*	*		*	*			*	*					
14	CX-5	*	*	*	*	*	*	*			*	*	*		*	*			*	*					
15	CX-5	*	*	*	*	*	*	*			*	*	*		*	*			*	*		*			
16	CX-5	*	*	*	*	*	*	*			*	*	*		*	*			*	*		*			
17	CX-5	*	*	*	*	*	*	*			*	*	*		*	*			*	*		*			
07 - 09	CX-7	*	*	*	*	*	*	*			*	*	*		*	*			*	*		*			
10 - 12	CX-7	*	*	*	*	*	*	*			*	*	*		*	*			*	*		*			
07	CX-9	*	*	*	*	*	*	*			*	*	*		*	*			*	*		*			
08-09	CX-9	*	*	*	*	*	*	*			*	*	*		*	*			*	*		*			
10	CX-9	*	*	*	*	*	*	*			*	*	*		*	*			*	*		*			
11 - 12	CX-9	*	*	*	*	*	*	*			*	*	*		*	*			*	*		*			
13	CX-9	*	*	*	*	*	*	*			*	*	*		*	*			*	*		*			
14	CX-9	*	*	*	*	*	*	*			*	*	*		*	*			*	*		*			
15	CX-9	*	*	*	*	*	*	*			*	*	*		*	*			*	*		*			
16 - 17	CX-9	*	*	*	*	*	*	*			*	*	*		*	*			*	*		*			*
11	MAZDA2	*	*	*	*	*	*	*	*		*	*	*		*	*			*	*		*			*
12	MAZDA2	*	*	*	*	*	*	*	*		*	*	*		*	*			*	*		*			*
13	MAZDA2	*	*	*	*	*	*	*	*		*	*	*		*	*			*	*		*			*
14	MAZDA2	*	*	*	*	*	*	*	*		*	*	*		*	*			*	*		*			*
04	MAZDA3	*	*	*	*	*	*	*			*	*	*		*	*			*	*		*			*
05 - 09	MAZDA3	*	*	*	*	*	*	*			*	*	*		*	*			*	*		*			*
10 - 12	MAZDA3	*	*	*	*	*	*	*			*	*	*		*	*			*	*		*			*
13	MAZDA3	*	*	*	*	*	*	*			*	*	*		*	*			*	*		*			*
14	MAZDA3	*	*	*	*	*	*	*			*	*	*		*	*			*	*		*			*
15	MAZDA3	*	*	*	*	*	*	*			*	*	*		*	*			*	*		*			*
16	MAZDA3	*	*	*	*	*	*	*		*	*	*	*		*	*			*	*		*			*
17	MAZDA3	*	*	*	*	*	*	*			*	*	*		*	*			*	*		*			*
06 - 10	MAZDA5	*	*	*	*	*	*	*			*	*	*		*	*			*	*		*			*
12	MAZDA5	*	*	*	*	*	*	*			*	*	*		*	*			*	*		*			*
13	MAZDA5	*	*	*	*	*	*	*			*	*	*		*	*			*	*		*			*
14	MAZDA5	*	*	*	*	*	*	*			*	*	*		*	*			*	*		*			*
15	MAZDA5	*	*	*	*	*	*	*			*	*	*		*	*			*	*		*			*
03	MAZDA6	*	*	*	*	*	*	*			*	*	*		*	*			*	*		*			*
04	MAZDA6	*	*	*	*	*	*	*			*	*	*		*	*			*	*		*			*
05	MAZDA6	*	*	*	*	*	*	*			*	*	*		*	*			*	*		*			*
06 - 07	MAZDA6	*	*	*	*	*	*	*			*	*	*		*	*			*	*		*			*
08	MAZDA6	*	*	*	*	*	*	*			*	*	*		*	*			*	*		*			*
09	MAZDA6	*	*	*	*	*	*	*			*	*	*		*	*			*	*		*			*
10	MAZDA6	*	*	*	*	*	*	*			*	*	*		*	*			*	*		*			*
11	MAZDA6	*	*	*	*	*	*	*			*	*	*		*	*			*	*		*			*
12	MAZDA6	*	*	*	*	*	*	*			*	*	*		*	*			*	*		*			*
13	MAZDA6	*	*	*	*	*	*	*			*	*	*		*	*			*	*		*			*
14	MAZDA6	*	*	*	*	*	*	*			*	*	*		*	*			*	*		*			*
15	MAZDA6	*	*	*	*	*	*	*			*	*	*		*	*			*	*		*			*
16	MAZDA6	*	*	*	*	*	*	*		*	*	*	*		*	*			*	*		*			*
17	MAZDA6	*	*	*	*	*	*	*			*	*	*		*	*			*	*		*			*
06	MAZDASPEED6	*	*	*	*	*	*	*			*	*	*		*	*			*	*		*			*
07	MAZDASPEED6	*	*	*	*	*	*	*			*	*	*		*	*			*	*		*			*
92 - 93	MIATA	*	*	*	*	*	*	*			*	*	*		*	*			*	*		*			*
94	MIATA	*	*	*	*	*	*	*			*	*	*		*	*			*	*		*			*
95 - 05	MIATA	*	*	*	*	*	*	*			*	*	*		*	*			*	*		*			*
06 - 12	MIATA	*	*	*	*	*	*	*			*	*	*		*	*			*	*		*			*
13	MIATA MX-5	*	*	*	*	*	*	*			*	*	*		*	*			*	*		*			*
14 - 15	MIATA MX-5	*	*	*	*	*	*	*			*	*	*		*	*			*	*		*			*
16	MIATA MX-5	*	*	*	*	*	*	*			*	*	*		*	*		*	*		*				*
95 - 02	MILLENNIA	*	*	*	*	*	*	*			*	*	*		*	*			*	*		*			*
92	MPV	*	*	*	*	*	*	*			*	*	*		*	*			*	*		*			*
93 - 04	MPV	*	*	*	*	*	*	*			*	*	*		*	*			*	*		*			*
05 - 06	MPV	*	*	*	*	*	*	*			*	*	*		*	*			*	*		*			*
92 - 93	MX-3	*	*	*	*	*	*	*			*	*	*		*	*			*	*		*			*
94 - 96	MX-3	*	*	*	*	*	*	*			*	*	*		*	*			*	*		*			*

# MAZDA VEHICLE DIAGNOSTIC COVERAGE

## MAZDA

New or significantly enhanced coverage

17.4

YEARS	MODEL	ENGINE	TRANS	ABS / TRACTION CONTROL	AIRBAG	4WD / AWD CONTROL	ADAPTIVE FRONT LIGHTING	ANTI-COLLISION SYSTEMS / FORWARD SENSING CAMERA	ANTI-THEFT / VEHICLE SECURITY	AUDIO / NAVI / SATELLITE RADIO	AUTO-TEMP CONTROL / HVAC	BLIND SPOT DETECTION	BODY / GEM / EATC	DC TO DC CONVERTER	ELEC PARKING BRAKE	ELEC POWER STEER / COLUMN	ELEC VACUUM PUMP	HYBRID CONTROLS	INSTRUMENT	MULTI FUNCTION / CRUISE CONTROL	OCCUPANT	PARKING AID / PARKING SENSOR	PASS JUNCT / PWR DIST / FRONT BODY / LIGHTING	POWER LIFTGATE	
16	MX-5	*	*	*	*		*				*	*	*			*	*		*						
17	MX-5	*	*	*	*		*	*			*	*	*			*	*		*						
92	MX-6	*	*	*	*											*	*		*						
93 - 97	MX-6	*	*	*	*														*						
92 - 94	NAVAJO	*	*	*	*														*						
92 - 94	323 / PROTEGE	*	*	*	*														*						
95 - 03	PROTEGE	*	*	*	*														*						
93 - 95	RX-7	*	*	*	*														*						
04	RX-8	*	*	*	*											*	*		*						
05 - 08	RX-8	*	*	*	*											*	*		*						
09 - 10	RX-8	*	*	*	*											*	*		*						
11	RX-8	*	*	*	*		*									*	*		*						
03 - 04	TRIBUTE	*	*	*	*						*	*	*			*	*		*			*	*	*	
05 - 06	TRIBUTE	*	*	*	*						*	*	*			*	*		*			*	*	*	
08	TRIBUTE	*	*	*	*						*	*	*			*	*		*			*	*	*	
09 - 11	TRIBUTE	*	*	*	*						*	*	*			*	*		*			*	*	*	
08	TRIBUTE HYBRID	*	*	*	*						*	*	*			*	*	*	*			*	*	*	
09	TRIBUTE HYBRID	*	*	*	*						*	*	*			*	*	*	*			*	*	*	
10	TRIBUTE HYBRID	*	*	*	*						*	*	*			*	*	*	*			*	*	*	

## MAZDA

New or significantly enhanced coverage

17.4

YEARS	MODEL	POWER SEAT / DOOR / MIRROR	SERVICE INTERVAL RESET	SMART CITY BRAKE SUPPORT	SMART START UNIT	TPMS	TRANSFER CASE	WHEEL ALIGNMENT
92	626							
93 - 95	626							
96 - 99	626							
00 - 02	626							
92 - 94	929							
95	929							
92 - 93	B-SERIES							
94	B-SERIES							
95 - 96	B-SERIES							
97 - 99	B-SERIES							
00	B-SERIES							
01 - 03	B-SERIES						*	
04	B-SERIES						*	
05	B-SERIES					*	*	
06	B-SERIES					*	*	
07	B-SERIES					*	*	
08 - 10	B-SERIES					*	*	
00	B-SERIES 4WD						*	
01 - 02	B-SERIES 4WD						*	
16	CX-3		*	*	*	*	*	
17	CX-3		*	*	*	*	*	
13	CX-5		*	*	*	*	*	
14	CX-5		*	*	*	*	*	
15	CX-5		*	*	*	*	*	
16	CX-5	*	*	*	*	*	*	
17	CX-5	*	*	*	*	*	*	
07 - 09	CX-7							*
10 - 12	CX-7							*
07	CX-9							*
08-09	CX-9							*
10	CX-9							*
11 - 12	CX-9							*
13	CX-9							*
14	CX-9							*
15	CX-9							*
16 - 17	CX-9	*	*	*	*	*	*	*
11	MAZDA2						*	
12	MAZDA2						*	
13	MAZDA2						*	
14	MAZDA2						*	
04	MAZDA3						*	
05 - 09	MAZDA3						*	
10 - 12	MAZDA3						*	
13	MAZDA3						*	
14	MAZDA3		*	*			*	
15	MAZDA3		*	*			*	
16	MAZDA3	*	*	*	*	*	*	
17	MAZDA3	*	*	*	*	*	*	
06 - 10	MAZDA5						*	
12	MAZDA5						*	
13	MAZDA5						*	
14	MAZDA5						*	
15	MAZDA5						*	
03	MAZDA6						*	

## MAZDA

New or significantly enhanced coverage

17.4

YEARS	MODEL	POWER SEAT / DOOR / MIRROR	SERVICE INTERVAL RESET	SMART CITY BRAKE SUPPORT	SMART START UNIT	TPMS	TRANSFER CASE	WHEEL ALIGNMENT
04	MAZDA6							
05	MAZDA6					*		
06 - 07	MAZDA6					*		
08	MAZDA6					*		
09	MAZDA6					*		
10	MAZDA6					*		
11	MAZDA6					*		
12	MAZDA6					*		
13	MAZDA6					*		
14	MAZDA6		*	*	*	*	*	
15	MAZDA6		*	*	*	*	*	
16	MAZDA6	*	*	*	*	*	*	
17	MAZDA6	*	*	*	*	*	*	
06	MAZDASPEED6		*	*	*	*	*	*
07	MAZDASPEED6		*	*	*	*	*	*
92 - 93	MIATA							
94	MIATA							
95 - 05	MIATA					*		
06 - 12	MIATA					*		
13	MIATA MX-5					*		
14 - 15	MIATA MX-5					*		
16	MIATA MX-5		*	*	*	*	*	
95 - 02	MILLENNIA							
92	MPV							
93 - 04	MPV							
05 - 06	MPV							
92 - 93	MX-3							
94 - 96	MX-3							
16	MX-5		*	*	*	*	*	
17	MX-5		*	*	*	*	*	
92	MX-6				*	*	*	
93 - 97	MX-6				*	*	*	
92 - 94	NAVAJO							
92 - 94	323 / PROTEGE							
95 - 03	PROTEGE							
93 - 95	RX-7							
04	RX-8					*	*	*
05 - 08	RX-8					*	*	*
09 - 10	RX-8					*	*	*
11	RX-8					*	*	*
03 - 04	TRIBUTE						*	*
05 - 06	TRIBUTE						*	*
08	TRIBUTE					*	*	*
09 - 11	TRIBUTE					*	*	*
08	TRIBUTE HYBRID					*	*	*
09	TRIBUTE HYBRID					*	*	*
10	TRIBUTE HYBRID					*	*	*

# MERCEDES-BENZ VEHICLE DIAGNOSTIC COVERAGE

## MERCEDES-BENZ

New or significantly enhanced coverage

17.4

YEARS	MODEL	ENGINE	TRANS	ABS / ESP	AIRBAG	ACTIVE ENGINE & TRANS MOUNT	ACTIVE SERVICE SYSTEM	ACTION MODULE	ADAPTIVE DAMPING SYSTEM / ELEC LEVEL CONTROL	ALARM	ALL WHEEL DRIVE	AMG DRIVE / PERFORMANCE	AUDIO / CAMERA	BATTERY CONTROL	BRAKE SYSTEMS	BUTTON GROUPS	CATALYTIC REDUCTION	CENTRAL GATEWAY	CHARGER	CHASSIS GATEWAY	CLIMATE CONTROL	COLLISION PREVENTION ASSIST	COMMON POWERTRAIN CONTROLLER	DC / DC CONVERTER	
92 - 96	190-CLASS	*	*																						
12 - 14	A-CLASS 169	*	*	*	*																	*	*		
15	A-CLASS 176	*	*	*	*																	*	*		
14	B-CLASS 242	*	*	*	*																	*	*		
15	B-CLASS 242	*	*	*	*																	*	*		
16	B-CLASS 242	*	*	*	*																	*	*		
06 - 10	B-CLASS 245	*	*	*	*																	*	*		
11 - 12	B-CLASS 245	*	*	*	*																	*	*		
13	B-CLASS 245	*	*	*	*																	*	*		
13	B-CLASS 246	*	*	*	*				*	*	*		*	*								*	*		
14	B-CLASS 246	*	*	*	*				*	*	*		*	*								*	*		
15	B-CLASS 246	*	*	*	*				*	*	*		*	*								*	*		
93 - 97	C-CLASS 202	*	*	*	*																	*	*		
98 - 00	C-CLASS 202	*	*	*	*																	*	*		
00	C-CLASS 203	*	*	*	*																	*	*		
01 - 02	C-CLASS 203	*	*	*	*																	*	*		
03	C-CLASS	*	*	*	*																	*	*		
04 - 05	C-CLASS	*	*	*	*																	*	*		
06	C-CLASS	*	*	*	*																	*	*		
07	C-CLASS	*	*	*	*															*		*	*		
08	C-CLASS	*	*	*	*															*		*	*		
09 - 10	C-CLASS	*	*	*	*															*		*	*		
07	C-CLASS 204	*	*	*	*				*	*	*	*	*	*						*		*	*		
08 - 09	C-CLASS 204	*	*	*	*				*	*	*	*	*	*						*		*	*		
10	C-CLASS 204	*	*	*	*				*	*	*	*	*	*						*		*	*		
11	C-CLASS 204	*	*	*	*				*	*	*	*	*	*						*		*	*		
12	C-CLASS 204	*	*	*	*				*	*	*	*	*	*						*		*	*		
13	C-CLASS 204	*	*	*	*				*	*	*	*	*	*						*		*	*		
14	C-CLASS 204	*	*	*	*				*	*	*	*	*	*						*		*	*		
15	C-CLASS 204	*	*	*	*				*	*	*	*	*	*						*		*	*		
16	C-CLASS 204	*	*	*	*				*	*	*	*	*	*						*		*	*		
15	C-CLASS 205	*	*	*	*	*	*	*	*	*	*	*	*	*						*		*	*	*	
16	C-CLASS 205	*	*	*	*	*	*	*	*	*	*	*	*	*			*		*		*	*	*	*	
99	CL-CLASS 215	*	*	*	*								*	*					*		*	*	*	*	
00 - 06	CL-CLASS 215	*	*	*	*																	*	*		
07	CL-CLASS 216	*	*	*	*															*		*	*		
08 - 10	CL-CLASS 216	*	*	*	*															*		*	*		
11 - 12	CL-CLASS 216	*	*	*	*															*		*	*		
13	CL-CLASS 216	*	*	*	*															*		*	*		
14	CL-CLASS 216	*	*	*	*															*		*	*		
15	CL-CLASS 216	*	*	*	*		*													*		*	*		
13	CLA-CLASS 117	*	*	*	*				*	*	*	*	*	*						*		*	*		
14	CLA-CLASS 117	*	*	*	*				*	*	*	*	*	*						*		*	*		
15	CLA-CLASS 117	*	*	*	*				*	*	*	*	*	*						*		*	*		
16	CLA-CLASS 117	*	*	*	*				*	*	*	*	*	*						*		*	*		
98 - 02	CLK-CLASS	*	*	*	*																	*	*		
97 - 03	CLK-CLASS 208																								
02 - 03	CLK-CLASS 209																								
04	CLK-CLASS 209	*	*	*	*																	*	*		
05 - 09	CLK-CLASS 209	*	*	*	*																	*	*		
10	CLK-CLASS 209	*	*	*	*																	*	*		
05	CLS-CLASS	*	*	*	*																*	*			
06	CLS-CLASS	*	*	*	*																*	*			
07	CLS-CLASS	*	*	*	*															*		*	*		
08	CLS-CLASS	*	*	*	*															*		*	*		
09	CLS-CLASS	*	*	*	*															*		*	*		
10	CLS-CLASS	*	*	*	*															*		*	*		
11 - 13	CLS-CLASS 218	*	*	*	*				*			*	*	*						*	*	*	*		
14	CLS-CLASS 218	*	*	*	*				*			*	*	*						*	*	*	*		

# MERCEDES-BENZ VEHICLE DIAGNOSTIC COVERAGE

## MERCEDES-BENZ

New or significantly enhanced coverage

17.4

YEARS	MODEL	DISTRONIC / ACTIVE CRUISE CONTROL	DOOR MODULES	DRIVER / PASSENGER / REAR SAM	ELECTRIC MOTOR CONTROL	ELEC POWER STEERING	ELECTRIC REFRIGERANT COMPRESSOR	ELECTRONIC GEAR SELECTOR	ELECTRIC MOTOR CONTROL	ELECTRICAL SYSTEM	FUEL PUMP	HAZARD WARNING LIGHT	HAPTIC ACCELERATOR PEDAL	HEAD UP DISPLAY	HEADLAMP RANGER ADJUSTMENT	HYBRID CONTROLS	GARAGE DOOR	IGNITION SWITCH	IMMOBILIZER	INCAR INTERNET	INSTRUMENT	INTELLIGENT DRIVE MODULE	
92 - 96	190-CLASS																						
12 - 14	A-CLASS 169					*																	
15	A-CLASS 176		*	*		*									*			*				*	
14	B-CLASS 242			*				*														*	
15	B-CLASS 242			*				*							*							*	
16	B-CLASS 242			*				*							*							*	
06 - 10	B-CLASS 245		*	*		*		*							*			*				*	
11 - 12	B-CLASS 245		*	*		*		*							*			*				*	
13	B-CLASS 245			*				*														*	
13	B-CLASS 246	*	*	*		*		*						*	*		*	*				*	
14	B-CLASS 246	*	*	*		*		*						*	*		*	*				*	
15	B-CLASS 246	*	*	*		*		*			*			*	*		*	*				*	
93 - 97	C-CLASS 202										*			*			*	*				*	
98 - 00	C-CLASS 202																						
00	C-CLASS 203			*																			
01 - 02	C-CLASS 203		*	*											*				*			*	
03	C-CLASS	*	*	*											*							*	
04 - 05	C-CLASS	*	*	*											*							*	
06	C-CLASS		*	*											*							*	
07	C-CLASS		*	*											*							*	
08	C-CLASS		*	*											*							*	
09 - 10	C-CLASS		*	*											*							*	
07	C-CLASS 204	*	*	*		*		*			*	*		*	*		*	*		*	*	*	*
08 - 09	C-CLASS 204	*	*	*		*		*			*	*		*	*		*	*		*	*	*	*
10	C-CLASS 204	*	*	*		*		*			*	*		*	*		*	*		*	*	*	*
11	C-CLASS 204	*	*	*		*		*			*	*		*	*		*	*		*	*	*	*
12	C-CLASS 204	*	*	*		*		*			*	*		*	*		*	*		*	*	*	*
13	C-CLASS 204	*	*	*		*		*			*	*		*	*		*	*		*	*	*	*
14	C-CLASS 204	*	*	*		*		*			*	*		*	*		*	*		*	*	*	*
15	C-CLASS 204	*	*	*		*		*			*	*		*	*		*	*		*	*	*	*
16	C-CLASS 204	*	*	*		*		*			*	*		*	*		*	*		*	*	*	*
15	C-CLASS 205	*	*	*		*		*			*	*		*	*		*	*		*	*	*	*
16	C-CLASS 205	*	*	*		*		*			*	*		*	*		*	*		*	*	*	*
99	CL-CLASS 215	*	*	*		*		*			*	*		*	*		*	*		*	*	*	*
00 - 06	CL-CLASS 215	*	*	*		*		*			*	*		*	*		*	*		*	*	*	*
07	CL-CLASS 216	*	*	*		*		*			*	*		*	*		*	*		*	*	*	*
08 - 10	CL-CLASS 216	*	*	*		*		*			*	*		*	*		*	*		*	*	*	*
11 - 12	CL-CLASS 216	*	*	*		*		*			*	*		*	*		*	*		*	*	*	*
13	CL-CLASS 216	*	*	*		*		*			*	*		*	*		*	*		*	*	*	*
14	CL-CLASS 216	*	*	*		*		*			*	*		*	*		*	*		*	*	*	*
15	CL-CLASS 216	*	*	*		*		*			*	*		*	*		*	*		*	*	*	*
13	CLA-CLASS 117	*	*	*		*		*			*	*		*	*		*	*		*	*	*	*
14	CLA-CLASS 117	*	*	*		*		*			*	*		*	*		*	*		*	*	*	*
15	CLA-CLASS 117	*	*	*		*		*			*	*		*	*		*	*		*	*	*	*
16	CLA-CLASS 117	*	*	*		*		*			*	*		*	*		*	*		*	*	*	*
98 - 02	CLK-CLASS																						
97 - 03	CLK-CLASS 208		*	*														*					
02 - 03	CLK-CLASS 209	*													*							*	
04	CLK-CLASS 209	*													*				*			*	
05 - 09	CLK-CLASS 209	*													*				*			*	
10	CLK-CLASS 209														*				*			*	
05	CLS-CLASS	*	*	*														*				*	
06	CLS-CLASS	*	*	*														*				*	
07	CLS-CLASS	*	*	*														*				*	
08	CLS-CLASS	*	*	*														*				*	
09	CLS-CLASS	*	*	*														*				*	
10	CLS-CLASS	*	*	*														*				*	
11 - 13	CLS-CLASS 218	*	*	*		*		*			*							*				*	
14	CLS-CLASS 218	*	*	*		*		*			*							*				*	

# MERCEDES-BENZ VEHICLE DIAGNOSTIC COVERAGE

## MERCEDES-BENZ

New or significantly enhanced coverage

17.4

YEARS	MODEL	INTERIOR PROTECTION	INTERIOR MOTION SENSOR	KEYLESS	LITHIUM ION BATTERY	LOADING FLOOR	LOWER CONTROL PANEL	MEDIA INTERFACE	MULTI-FUNCTION CONTROL MODULE	NAVIGATION	NIGHT VIEW ASSIST	OCCUPANT CLASSIFICATION / WSS	OCF / OVER-HEAD / UPPER CONTROL	OFF ROAD PANEL	PARK DISTANCE CONTROL	PARKING BRAKE	PARKTRONIC	PHONE	PNEUMATIC SYSTEM EQUIPMENT	POWER ELECTRONICS	RADAR SENSORS CONTROL UNIT	RAIN / LIGHT SENSOR	REAR PASSENGER DISPLAY
92 - 96	190-CLASS																						
12 - 14	A-CLASS 169																						
15	A-CLASS 176												*		*	*							
14	B-CLASS 242														*								
15	B-CLASS 242														*								
16	B-CLASS 242														*		*						
06 - 10	B-CLASS 245												*		*								
11 - 12	B-CLASS 245												*		*								
13	B-CLASS 245												*		*								
13	B-CLASS 246	*		*			*	*	*	*	*	*	*	*	*	*							*
14	B-CLASS 246	*		*			*	*	*	*	*	*	*	*	*	*							*
15	B-CLASS 246	*		*			*	*	*	*	*	*	*	*	*	*							*
93 - 97	C-CLASS 202																						
98 - 00	C-CLASS 202																		*				
00	C-CLASS 203																						
01 - 02	C-CLASS 203																						
03	C-CLASS																						
04 - 05	C-CLASS											*			*								
06	C-CLASS										*				*								
07	C-CLASS										*				*								
08	C-CLASS										*				*								
09 - 10	C-CLASS														*								
07	C-CLASS 204		*	*	*		*		*	*	*	*	*	*	*	*		*				*	*
08 - 09	C-CLASS 204		*	*	*		*		*	*	*	*	*	*	*	*		*				*	*
10	C-CLASS 204		*	*	*		*		*	*	*	*	*	*	*	*		*				*	*
11	C-CLASS 204		*	*	*		*		*	*	*	*	*	*	*	*		*				*	*
12	C-CLASS 204		*	*	*		*		*	*	*	*	*	*	*	*		*				*	*
13	C-CLASS 204		*	*	*		*		*	*	*	*	*	*	*	*		*				*	*
14	C-CLASS 204		*	*	*		*		*	*	*	*	*	*	*	*		*				*	*
15	C-CLASS 204		*	*	*		*		*	*	*	*	*	*	*	*		*				*	*
16	C-CLASS 204		*	*	*		*		*	*	*	*	*	*	*	*		*				*	*
15	C-CLASS 205	*	*	*	*		*		*	*	*	*	*	*	*	*		*		*	*	*	*
16	C-CLASS 205	*	*	*	*		*		*	*	*	*	*	*	*	*		*		*	*	*	*
99	CL-CLASS 215								*			*	*	*	*	*				*	*	*	*
00 - 06	CL-CLASS 215											*	*	*	*	*				*	*	*	*
07	CL-CLASS 216										*	*	*	*	*	*				*	*	*	*
08 - 10	CL-CLASS 216										*	*	*	*	*	*				*	*	*	*
11 - 12	CL-CLASS 216										*	*	*	*	*	*				*	*	*	*
13	CL-CLASS 216										*	*	*	*	*	*				*	*	*	*
14	CL-CLASS 216										*	*	*	*	*	*				*	*	*	*
15	CL-CLASS 216										*	*	*	*	*	*				*	*	*	*
13	CLA-CLASS 117	*	*	*			*	*	*	*	*	*	*	*	*	*				*	*	*	*
14	CLA-CLASS 117	*	*	*			*	*	*	*	*	*	*	*	*	*				*	*	*	*
15	CLA-CLASS 117	*	*	*			*	*	*	*	*	*	*	*	*	*				*	*	*	*
16	CLA-CLASS 117	*	*	*			*	*	*	*	*	*	*	*	*	*	*			*	*	*	*
98 - 02	CLK-CLASS											*	*	*	*	*			*				
97 - 03	CLK-CLASS 208						*					*	*	*	*	*			*				
02 - 03	CLK-CLASS 209											*	*	*	*	*			*				
04	CLK-CLASS 209										*	*	*	*	*	*			*				
05 - 09	CLK-CLASS 209										*	*	*	*	*	*			*				
10	CLK-CLASS 209										*	*	*	*	*	*			*				
05	CLS-CLASS										*	*	*	*	*	*			*				
06	CLS-CLASS										*	*	*	*	*	*			*				
07	CLS-CLASS										*	*	*	*	*	*			*				
08	CLS-CLASS										*	*	*	*	*	*			*				
09	CLS-CLASS										*	*	*	*	*	*			*				
10	CLS-CLASS										*	*	*	*	*	*			*				
11 - 13	CLS-CLASS 218			*				*	*	*	*	*	*	*	*	*	*	*	*	*	*	*	*
14	CLS-CLASS 218			*				*	*	*	*	*	*	*	*	*	*	*	*	*	*	*	*

# MERCEDES-BENZ VEHICLE DIAGNOSTIC COVERAGE

## MERCEDES-BENZ

New or significantly enhanced coverage

17.4

YEARS	MODEL	REAR PASSENGER DISPLAY	REGENERATIVE BRAKING SYSTEM	REVERSIBLE EMERGENCY TENSIONING RETRACTOR	ROLL CONTROL	ROOF MODULE	SEAT & MIRROR	SEAT BELTS	SERVICE INTERVAL RESET	SHIFT MODULE	SIGNAL	SOFT TOP CONTROL	SOUND	STEERING COLUMN MODULE	STEERING WHEEL HEATER	SUSPENSION	TAILGATE / TRUNK CONTROL	TELEMATIC SERVICES	TOUCH-PAD	TPMS	TRAILER RECOGNITION	TRANSFER CASE	TV TUNER	WHEEL ALIGNMENT	XENON LIGHTS / HEADLAMPS	WINDSHIELD WIPE
92 - 96	190-CLASS																									
12 - 14	A-CLASS 169																									
15	A-CLASS 176					*	*		*				*							*				*		
14	B-CLASS 242								*				*												*	
15	B-CLASS 242								*				*												*	
16	B-CLASS 242								*				*												*	
06 - 10	B-CLASS 245								*				*												*	
11 - 12	B-CLASS 245								*				*												*	
13	B-CLASS 245								*				*												*	
13	B-CLASS 246			*		*	*		*			*	*					*	*	*	*	*	*	*	*	*
14	B-CLASS 246			*		*	*		*			*	*					*	*	*	*	*	*	*	*	*
15	B-CLASS 246			*		*	*		*			*	*					*	*	*	*	*	*	*	*	*
93 - 97	C-CLASS 202									*								*	*	*	*	*	*	*	*	*
98 - 00	C-CLASS 202									*																
00	C-CLASS 203									*																
01 - 02	C-CLASS 203									*																
03	C-CLASS									*																
04 - 05	C-CLASS									*																
06	C-CLASS									*																
07	C-CLASS									*																
08	C-CLASS									*										*						
09 - 10	C-CLASS									*										*						
07	C-CLASS 204	*					*	*	*	*		*	*	*	*	*	*	*	*	*	*	*	*	*	*	*
08 - 09	C-CLASS 204	*					*	*	*	*		*	*	*	*	*	*	*	*	*	*	*	*	*	*	*
10	C-CLASS 204	*					*	*	*	*		*	*	*	*	*	*	*	*	*	*	*	*	*	*	*
11	C-CLASS 204	*					*	*	*	*		*	*	*	*	*	*	*	*	*	*	*	*	*	*	*
12	C-CLASS 204	*				*	*	*	*	*		*	*	*	*	*	*	*	*	*	*	*	*	*	*	*
13	C-CLASS 204	*				*	*	*	*	*		*	*	*	*	*	*	*	*	*	*	*	*	*	*	*
14	C-CLASS 204	*				*	*	*	*	*		*	*	*	*	*	*	*	*	*	*	*	*	*	*	*
15	C-CLASS 204	*				*	*	*	*	*		*	*	*	*	*	*	*	*	*	*	*	*	*	*	*
16	C-CLASS 204	*				*	*	*	*	*		*	*	*	*	*	*	*	*	*	*	*	*	*	*	*
15	C-CLASS 205	*		*		*	*	*	*	*	*	*	*	*	*	*	*	*	*	*	*	*	*	*	*	*
16	C-CLASS 205	*		*		*	*	*	*	*	*	*	*	*	*	*	*	*	*	*	*	*	*	*	*	*
99	CL-CLASS 215								*	*		*	*	*	*	*	*	*	*	*	*	*	*	*	*	*
00 - 06	CL-CLASS 215					*			*	*		*	*	*	*	*	*	*	*	*	*	*	*	*	*	*
07	CL-CLASS 216								*	*		*	*	*	*	*	*	*	*	*	*	*	*	*	*	*
08 - 10	CL-CLASS 216								*	*		*	*	*	*	*	*	*	*	*	*	*	*	*	*	*
11 - 12	CL-CLASS 216								*	*		*	*	*	*	*	*	*	*	*	*	*	*	*	*	*
13	CL-CLASS 216								*	*		*	*	*	*	*	*	*	*	*	*	*	*	*	*	*
14	CL-CLASS 216								*	*		*	*	*	*	*	*	*	*	*	*	*	*	*	*	*
15	CL-CLASS 216								*	*		*	*	*	*	*	*	*	*	*	*	*	*	*	*	*
13	CLA-CLASS 117			*		*	*		*	*		*	*	*	*	*	*	*	*	*	*	*	*	*	*	*
14	CLA-CLASS 117			*		*	*		*	*		*	*	*	*	*	*	*	*	*	*	*	*	*	*	*
15	CLA-CLASS 117			*		*	*		*	*		*	*	*	*	*	*	*	*	*	*	*	*	*	*	*
16	CLA-CLASS 117			*		*	*		*	*		*	*	*	*	*	*	*	*	*	*	*	*	*	*	*
98 - 02	CLK-CLASS									*																
97 - 03	CLK-CLASS 208					*	*		*	*		*	*	*	*	*	*	*	*	*	*	*	*	*	*	*
02 - 03	CLK-CLASS 209					*	*		*	*		*	*	*	*	*	*	*	*	*	*	*	*	*	*	*
04	CLK-CLASS 209					*	*		*	*		*	*	*	*	*	*	*	*	*	*	*	*	*	*	*
05 - 09	CLK-CLASS 209					*	*		*	*		*	*	*	*	*	*	*	*	*	*	*	*	*	*	*
10	CLK-CLASS 209					*	*		*	*		*	*	*	*	*	*	*	*	*	*	*	*	*	*	*
05	CLS-CLASS						*		*	*		*	*	*	*	*	*	*	*	*	*	*	*	*	*	*
06	CLS-CLASS						*		*	*		*	*	*	*	*	*	*	*	*	*	*	*	*	*	*
07	CLS-CLASS						*		*	*		*	*	*	*	*	*	*	*	*	*	*	*	*	*	*
08	CLS-CLASS						*		*	*		*	*	*	*	*	*	*	*	*	*	*	*	*	*	*
09	CLS-CLASS						*		*	*		*	*	*	*	*	*	*	*	*	*	*	*	*	*	*
10	CLS-CLASS						*		*	*		*	*	*	*	*	*	*	*	*	*	*	*	*	*	*
11 - 13	CLS-CLASS 218	*		*		*	*		*	*		*	*	*	*	*	*	*	*	*	*	*	*	*	*	*
14	CLS-CLASS 218	*		*		*	*		*	*		*	*	*	*	*	*	*	*	*	*	*	*	*	*	*


# MERCEDES-BENZ VEHICLE DIAGNOSTIC COVERAGE


## MERCEDES-BENZ

New or significantly enhanced coverage

17.4

YEARS	MODEL	ENGINE	TRANS	ABS / ESP	AIRBAG	ACTIVE ENGINE & TRANS MOUNT	ACTIVE SERVICE SYSTEM	ACTUATION MODULE	ADAPTIVE DAMPING SYSTEM / ELEC LEVEL CONTROL	ALARM	ALL WHEEL DRIVE	AMG DRIVE / PERFORMANCE	AUDIO / CAMERA	BATTERY CONTROL	BRAKE SYSTEMS	BUTTON GROUPS	CATALYTIC REDUCTION	CENTRAL GATEWAY	CHARGER	CHASSIS GATEWAY	CLIMATE CONTROL	COLLISION PREVENTION ASSIST	COMMON POWERTRAIN CONTROLLER	DC / DC CONVERTER
15	CLS-CLASS 218	*	*	*	*				*				*					*		*	*	*		
16	CLS-CLASS 218	*	*	*	*				*				*					*		*	*	*		
05 - 09	CLS-CLASS 219																	*		*	*	*		
10	CLS-CLASS 219	*	*	*	*		*							*				*		*	*	*		
11	CLS-CLASS 219	*	*	*	*		*							*				*		*	*	*		
12	CLS-CLASS 219	*	*	*	*		*							*				*		*	*	*		
13	CLS-CLASS 219	*	*	*	*		*							*				*		*	*	*		
14	CLS-CLASS 219	*	*	*	*		*							*				*		*	*	*		
92 - 93	E-CLASS 124	*	*																					
94 - 95	E-CLASS 124	*	*																					
96 - 97	E-CLASS 210	*	*		*																*			
98 - 99	E-CLASS 210.025	*	*	*	*																*			
00 - 01	E-CLASS	*	*	*	*																*			
02	E-CLASS	*	*	*	*																*			
02	E-CLASS 211	*	*	*	*								*								*			
03	E-CLASS 211	*	*	*	*		*						*	*				*			*	*		
04	E-CLASS 211	*	*	*	*		*						*	*				*			*	*		
05	E-CLASS 211	*	*	*	*		*						*	*				*			*	*		
06 - 08	E-CLASS 211	*	*	*	*		*						*	*				*			*	*		
09	E-CLASS 211	*	*	*	*		*						*	*				*			*	*		
09	E-CLASS	*	*	*	*		*	*						*				*			*	*		
10	E-CLASS	*	*	*	*				*					*				*			*	*		
09	E-CLASS 207	*	*	*	*				*	*	*	*	*	*				*	*	*	*	*	*	*
10	E-CLASS 207	*	*	*	*				*	*	*	*	*	*				*	*	*	*	*	*	*
11	E-CLASS 207	*	*	*	*			*	*	*	*	*	*	*				*	*	*	*	*	*	*
12 - 13	E-CLASS 207	*	*	*	*				*	*	*	*	*	*				*	*	*	*	*	*	*
14	E-CLASS 207	*	*	*	*				*	*	*	*	*	*				*	*	*	*	*	*	*
15	E-CLASS 207	*	*	*	*				*	*	*	*	*	*				*	*	*	*	*	*	*
16	E-CLASS 207	*	*	*	*			*	*	*	*	*	*	*				*	*	*	*	*	*	*
09 - 10	E-CLASS 212	*	*	*	*				*	*	*	*	*	*				*	*	*	*	*	*	*
11 - 13	E-CLASS 212	*	*	*	*				*	*	*	*	*	*				*	*	*	*	*	*	*
14	E-CLASS 212	*	*	*	*			*	*	*	*	*	*	*				*	*	*	*	*	*	*
15	E-CLASS 212	*	*	*	*			*	*	*	*	*	*	*				*	*	*	*	*	*	*
16	E-CLASS 212	*	*	*	*			*	*	*	*	*	*	*				*	*	*	*	*	*	*
16	E-CLASS 213	*	*	*	*			*	*	*	*	*	*	*			*	*	*	*	*	*	*	*
92 - 01	G-CLASS	*	*	*	*				*				*					*		*	*	*	*	*
02 - 03	G-CLASS	*	*	*	*				*				*					*		*	*	*	*	*
04 - 05	G-CLASS	*	*	*	*				*				*					*		*	*	*	*	*
06 - 08	G-CLASS	*	*	*	*				*				*					*		*	*	*	*	*
09	G-CLASS	*	*	*	*				*				*					*		*	*	*	*	*
10	G-CLASS	*	*	*	*				*				*					*		*	*	*	*	*
11	G-CLASS 463	*	*	*	*				*				*					*		*	*	*	*	*
12	G-CLASS 463	*	*	*	*				*				*					*		*	*	*	*	*
13	G-CLASS 463	*	*	*	*				*				*					*		*	*	*	*	*
14	G-CLASS 463	*	*	*	*				*				*					*		*	*	*	*	*
15	G-CLASS 463	*	*	*	*				*				*					*		*	*	*	*	*
16	G-CLASS 463	*	*	*	*				*				*		*			*		*	*	*	*	*
06 - 09	GL-CLASS	*	*	*	*		*						*					*		*	*	*	*	*
10	GL-CLASS	*	*	*	*		*						*					*		*	*	*	*	*
11	GL-CLASS	*	*	*	*		*						*					*		*	*	*	*	*
12	GL-CLASS	*	*	*	*		*						*					*		*	*	*	*	*
06 - 12	GL-CLASS 164	*	*	*	*		*						*					*		*	*	*	*	*
13	GL-CLASS 164	*	*	*	*		*						*					*		*	*	*	*	*
12	GL-CLASS 166	*	*	*	*		*			*			*	*				*	*	*	*	*	*	*
13	GL-CLASS 166	*	*	*	*		*			*			*	*				*	*	*	*	*	*	*
14	GL-CLASS 166	*	*	*	*		*			*			*	*				*	*	*	*	*	*	*
15	GL-CLASS 166	*	*	*	*		*			*			*	*				*	*	*	*	*	*	*
16	GL/GLS/GLE-CLASS 166	*	*	*	*		*			*			*	*			*	*	*	*	*	*	*	*
15	GLA-CLASS 156	*	*	*	*		*		*	*	*	*	*	*				*	*	*	*	*	*	*
16	GLA-CLASS 156	*	*	*	*		*		*	*	*	*	*	*			*	*	*	*	*	*	*	*
16	GLC-CLASS 253	*	*	*	*	*	*		*	*	*	*	*	*	*	*	*	*	*	*	*	*	*	*

[Return to home](#) 

[Return to makes](#) 


# MERCEDES-BENZ VEHICLE DIAGNOSTIC COVERAGE


## MERCEDES-BENZ

New or significantly enhanced coverage

17.4

YEARS	MODEL	DISTRONIC / ACTIVE CRUISE CONTROL	DOOR MODULES	DRIVER / PASSENGER / REAR SAM	ELECTRIC MOTOR CONTROL	ELEC POWER STEERING	ELECTRIC REFRIGERANT COMPRESSOR	ELECTRONIC GEAR SELECTOR	ELECTRIC MOTOR CONTROL	ELECTRICAL SYSTEM	FUEL PUMP	HAZARD WARNING LIGHT	HAPTIC ACCELERATOR PEDAL	HEAD UP DISPLAY	HEADLAMP RANGER ADJUSTMENT	HYBRID CONTROLS	GARAGE DOOR	IGNITION SWITCH	IMMOBILIZER	INCAR INTERNET	INSTRUMENT	INTELLIGENT DRIVE MODULE
15	CLS-CLASS 218	*	*	*		*		*			*										*	
16	CLS-CLASS 218	*	*	*		*		*			*										*	
05 - 09	CLS-CLASS 219																				*	
10	CLS-CLASS 219	*	*	*				*							*			*			*	
11	CLS-CLASS 219	*	*	*				*							*			*			*	
12	CLS-CLASS 219	*	*	*				*							*			*			*	
13	CLS-CLASS 219	*	*	*				*							*			*			*	
14	CLS-CLASS 219	*	*	*				*							*			*			*	
92 - 93	E-CLASS 124																					
94 - 95	E-CLASS 124																					
96 - 97	E-CLASS 210																				*	
98 - 99	E-CLASS 210.025																				*	
00 - 01	E-CLASS																				*	
02	E-CLASS	*																			*	
02	E-CLASS 211									*	*										*	
03	E-CLASS 211	*	*	*						*	*				*						*	
04	E-CLASS 211	*	*	*						*	*				*						*	
05	E-CLASS 211	*	*	*						*	*				*			*			*	
06 - 08	E-CLASS 211	*	*	*						*	*				*			*			*	
09	E-CLASS 211									*	*				*						*	
09	E-CLASS	*	*	*		*									*			*			*	
10	E-CLASS	*				*															*	
09	E-CLASS 207	*					*	*			*	*		*			*		*	*	*	*
10	E-CLASS 207	*					*	*			*	*		*			*		*	*	*	*
11	E-CLASS 207	*	*			*	*	*			*	*		*	*		*	*	*	*	*	*
12 - 13	E-CLASS 207	*	*			*	*	*			*	*		*	*		*	*	*	*	*	*
14	E-CLASS 207	*	*			*	*	*			*	*		*	*		*	*	*	*	*	*
15	E-CLASS 207	*	*	*		*	*	*			*	*		*	*		*	*	*	*	*	*
16	E-CLASS 207	*	*	*		*	*	*			*	*		*	*		*	*	*	*	*	*
09 - 10	E-CLASS 212	*	*	*		*	*	*			*	*		*	*		*	*	*	*	*	*
11 - 13	E-CLASS 212	*	*	*		*	*	*			*	*		*	*		*	*	*	*	*	*
14	E-CLASS 212	*	*	*		*	*	*	*		*	*		*	*		*	*	*	*	*	*
15	E-CLASS 212	*	*	*		*	*	*	*		*	*		*	*		*	*	*	*	*	*
16	E-CLASS 212	*	*	*	*	*	*	*	*		*	*		*	*		*	*	*	*	*	*
16	E-CLASS 213		*	*		*		*						*			*	*			*	*
92 - 01	G-CLASS																					
02 - 03	G-CLASS																		*		*	
04 - 05	G-CLASS																		*		*	
06 - 08	G-CLASS																		*		*	
09	G-CLASS																		*		*	
10	G-CLASS																		*		*	
11	G-CLASS 463							*											*		*	
12	G-CLASS 463							*											*		*	
13	G-CLASS 463							*											*		*	
14	G-CLASS 463							*											*		*	
15	G-CLASS 463							*											*		*	
16	G-CLASS 463							*											*		*	
06 - 09	GL-CLASS	*	*	*		*															*	
10	GL-CLASS	*	*	*		*															*	
11	GL-CLASS	*	*	*		*															*	
12	GL-CLASS	*	*	*		*															*	
06 - 12	GL-CLASS 164	*																			*	
13	GL-CLASS 164	*	*	*		*															*	
12	GL-CLASS 166	*	*	*		*					*				*		*	*			*	*
13	GL-CLASS 166	*	*	*		*					*				*		*	*			*	*
14	GL-CLASS 166	*	*	*		*					*				*		*	*			*	*
15	GL-CLASS 166	*	*	*		*					*				*		*	*			*	*
16	GL/GLS/GLE-CLASS 166	*	*	*		*					*				*		*	*			*	*
15	GLA-CLASS 156	*	*	*		*					*	*		*	*		*	*	*	*	*	*
16	GLA-CLASS 156	*	*	*		*					*	*		*	*		*	*	*	*	*	*
16	GLC-CLASS 253	*	*	*		*					*	*		*	*		*	*			*	*

Return to home 

Return to makes 



# MERCEDES-BENZ VEHICLE DIAGNOSTIC COVERAGE

## MERCEDES-BENZ

New or significantly enhanced coverage

17.4

YEARS	MODEL	INTERIOR PROTECTION	INTERIOR MOTION SENSOR	KEYLESS	LITHIUM ION BATTERY	LOADING FLOOR	LOWER CONTROL PANEL	MEDIA INTERFACE	MULTI-FUNCTION CONTROL MODULE	NAVIGATION	NIGHT VIEW ASSIST	OCCUPANT CLASSIFICATION / WSS	OCF / OVER-HEAD / UPPER CONTROL	OFF ROAD PANEL	PARK DISTANCE CONTROL	PARKING BRAKE	PARKTRONIC	PHONE	PNEUMATIC SYSTEM EQUIPMENT	POWER ELECTRONICS	RADAR SENSORS CONTROL UNIT	RAIN / LIGHT SENSOR	REAR PASSENGER DISPLAY
15	CLS-CLASS 218			*					*	*	*	*	*		*		*						*
16	CLS-CLASS 218			*					*	*	*	*	*				*						*
05 - 09	CLS-CLASS 219																						*
10	CLS-CLASS 219												*		*								
11	CLS-CLASS 219												*		*								
12	CLS-CLASS 219												*		*								
13	CLS-CLASS 219												*		*								
14	CLS-CLASS 219												*		*								
92 - 93	E-CLASS 124																						
94 - 95	E-CLASS 124																						
96 - 97	E-CLASS 210																		*				
98 - 99	E-CLASS 210.025																		*				
00 - 01	E-CLASS																						
02	E-CLASS																						
02	E-CLASS 211					*	*		*	*			*						*				
03	E-CLASS 211					*	*		*	*			*		*				*				
04	E-CLASS 211					*	*		*	*		*	*		*				*				
05	E-CLASS 211					*	*		*	*		*	*		*				*				
06 - 08	E-CLASS 211					*	*		*	*		*	*		*				*				
09	E-CLASS 211					*	*		*	*		*	*		*				*				
09	E-CLASS											*	*		*								
10	E-CLASS											*	*		*								
09	E-CLASS 207		*	*	*		*	*	*	*	*	*	*		*			*	*	*	*	*	*
10	E-CLASS 207		*	*	*		*	*	*	*	*	*	*		*			*	*	*	*	*	*
11	E-CLASS 207		*	*	*		*	*	*	*	*	*	*		*		*	*	*	*	*	*	*
12 - 13	E-CLASS 207		*	*	*		*	*	*	*	*	*	*		*		*	*	*	*	*	*	*
14	E-CLASS 207		*	*	*		*	*	*	*	*	*	*		*		*	*	*	*	*	*	*
15	E-CLASS 207		*	*	*		*	*	*	*	*	*	*		*		*	*	*	*	*	*	*
16	E-CLASS 207		*	*	*		*	*	*	*	*	*	*		*		*	*	*	*	*	*	*
09 - 10	E-CLASS 212		*	*	*		*	*	*	*	*	*	*		*		*	*	*	*	*	*	*
11 - 13	E-CLASS 212		*	*	*		*	*	*	*	*	*	*		*		*	*	*	*	*	*	*
14	E-CLASS 212		*	*	*		*	*	*	*	*	*	*		*		*	*	*	*	*	*	*
15	E-CLASS 212		*	*	*		*	*	*	*	*	*	*		*	*	*	*	*	*	*	*	*
16	E-CLASS 212		*	*	*		*	*	*	*	*	*	*		*	*	*	*	*	*	*	*	*
16	E-CLASS 213								*	*		*	*				*	*	*	*	*	*	*
92 - 01	G-CLASS																						
02 - 03	G-CLASS														*								
04 - 05	G-CLASS														*								
06 - 08	G-CLASS														*								
09	G-CLASS														*								
10	G-CLASS														*								
11	G-CLASS 463														*								
12	G-CLASS 463														*								
13	G-CLASS 463														*								
14	G-CLASS 463														*								
15	G-CLASS 463														*								
16	G-CLASS 463														*								
06 - 09	GL-CLASS											*	*		*								
10	GL-CLASS											*	*		*								
11	GL-CLASS											*	*		*								
12	GL-CLASS											*	*		*								
06 - 12	GL-CLASS 164											*	*		*								
13	GL-CLASS 164											*	*		*								
12	GL-CLASS 166	*	*	*		*	*	*	*	*	*	*	*	*	*	*	*	*	*	*	*	*	*
13	GL-CLASS 166	*	*	*		*	*	*	*	*	*	*	*	*	*	*	*	*	*	*	*	*	*
14	GL-CLASS 166	*	*	*		*	*	*	*	*	*	*	*	*	*	*	*	*	*	*	*	*	*
15	GL-CLASS 166	*	*	*		*	*	*	*	*	*	*	*	*	*	*	*	*	*	*	*	*	*
16	GL/GLS/GLE-CLASS 166	*	*	*		*	*	*	*	*	*	*	*	*	*	*	*	*	*	*	*	*	*
15	GLA-CLASS 156	*	*	*		*	*	*	*	*	*	*	*	*	*	*	*	*	*	*	*	*	*
16	GLA-CLASS 156	*	*	*		*	*	*	*	*	*	*	*	*	*	*	*	*	*	*	*	*	*
16	GLC-CLASS 253	*	*	*	*	*	*	*	*	*	*	*	*	*	*	*	*	*	*	*	*	*	*

# MERCEDES-BENZ VEHICLE DIAGNOSTIC COVERAGE

## MERCEDES-BENZ

New or significantly enhanced coverage

17.4

YEARS	MODEL	REAR PASSENGER DISPLAY	REGENERATIVE BRAKING SYSTEM	REVERSIBLE EMERGENCY TENSIONING RETRACTOR	ROLL CONTROL	ROOF MODULE	SEAT & MIRROR	SEAT BELTS	SERVICE INTERVAL RESET	SHIFT MODULE	SIGNAL	SOFT TOP CONTROL	SOUND	STEERING COLUMN MODULE	STEERING WHEEL HEATER	SUSPENSION	TAILGATE / TRUNK CONTROL	TELEMATIC SERVICES	TOUCH-PAD	TPMS	TRAILER RECOGNITION	TRANSFER CASE	TV TUNER	WHEEL ALIGNMENT	XENON LIGHTS / HEADLAMPS	WINDSHIELD WIPE
15	CLS-CLASS 218	*		*		*	*		*	*				*						*	*		*	*		
16	CLS-CLASS 218	*		*		*	*		*	*				*						*	*		*	*		
05 - 09	CLS-CLASS 219															*				*	*		*	*		
10	CLS-CLASS 219						*		*	*						*				*	*		*	*		
11	CLS-CLASS 219						*		*	*						*				*	*		*	*		
12	CLS-CLASS 219						*		*	*						*				*	*		*	*		
13	CLS-CLASS 219						*		*	*						*				*	*		*	*		
14	CLS-CLASS 219						*		*	*						*				*	*		*	*		
92 - 93	E-CLASS 124																									
94 - 95	E-CLASS 124																									
96 - 97	E-CLASS 210									*																
98 - 99	E-CLASS 210.025									*																
00 - 01	E-CLASS									*										*	*					
02	E-CLASS							*		*										*	*					
02	E-CLASS 211						*			*					*	*	*	*	*	*	*					
03	E-CLASS 211						*	*	*	*					*	*	*	*	*	*	*					
04	E-CLASS 211						*	*	*	*					*	*	*	*	*	*	*					
05	E-CLASS 211						*	*	*	*					*	*	*	*	*	*	*					
06 - 08	E-CLASS 211						*	*	*	*					*	*	*	*	*	*	*					
09	E-CLASS 211						*	*	*	*					*	*	*	*	*	*	*					
09	E-CLASS						*	*	*	*				*	*	*	*	*	*	*	*				*	
10	E-CLASS						*	*	*	*				*	*	*	*	*	*	*	*				*	
09	E-CLASS 207	*				*	*	*	*	*			*	*	*	*	*	*	*	*	*			*	*	*
10	E-CLASS 207	*				*	*	*	*	*			*	*	*	*	*	*	*	*	*			*	*	*
11	E-CLASS 207	*		*		*	*	*	*	*			*	*	*	*	*	*	*	*	*			*	*	*
12 - 13	E-CLASS 207	*		*		*	*	*	*	*			*	*	*	*	*	*	*	*	*			*	*	*
14	E-CLASS 207	*		*		*	*	*	*	*			*	*	*	*	*	*	*	*	*			*	*	*
15	E-CLASS 207	*		*		*	*	*	*	*			*	*	*	*	*	*	*	*	*			*	*	*
16	E-CLASS 207	*		*		*	*	*	*	*			*	*	*	*	*	*	*	*	*			*	*	*
09 - 10	E-CLASS 212	*		*		*	*	*	*	*			*	*	*	*	*	*	*	*	*			*	*	*
11 - 13	E-CLASS 212	*		*		*	*	*	*	*			*	*	*	*	*	*	*	*	*			*	*	*
14	E-CLASS 212	*		*		*	*	*	*	*			*	*	*	*	*	*	*	*	*			*	*	*
15	E-CLASS 212	*		*		*	*	*	*	*			*	*	*	*	*	*	*	*	*			*	*	*
16	E-CLASS 212	*	*	*		*	*	*	*	*			*	*	*	*	*	*	*	*	*			*	*	*
16	E-CLASS 213			*			*	*	*	*			*	*	*	*	*	*	*	*	*			*	*	*
92 - 01	G-CLASS																			*	*				*	
02 - 03	G-CLASS									*															*	
04 - 05	G-CLASS									*															*	
06 - 08	G-CLASS									*															*	
09	G-CLASS									*															*	
10	G-CLASS									*															*	
11	G-CLASS 463									*															*	
12	G-CLASS 463									*															*	
13	G-CLASS 463									*															*	
14	G-CLASS 463									*															*	
15	G-CLASS 463									*															*	
16	G-CLASS 463									*															*	
06 - 09	GL-CLASS						*	*		*				*	*	*	*	*	*	*	*			*	*	*
10	GL-CLASS						*	*		*				*	*	*	*	*	*	*	*			*	*	*
11	GL-CLASS						*	*		*				*	*	*	*	*	*	*	*			*	*	*
12	GL-CLASS						*	*		*				*	*	*	*	*	*	*	*			*	*	*
06 - 12	GL-CLASS 164						*	*		*				*	*	*	*	*	*	*	*			*	*	*
13	GL-CLASS 164						*	*		*				*	*	*	*	*	*	*	*			*	*	*
12	GL-CLASS 166	*		*	*	*	*	*	*	*			*	*	*	*	*	*	*	*	*			*	*	*
13	GL-CLASS 166	*		*	*	*	*	*	*	*			*	*	*	*	*	*	*	*	*			*	*	*
14	GL-CLASS 166	*		*	*	*	*	*	*	*			*	*	*	*	*	*	*	*	*			*	*	*
15	GL-CLASS 166	*		*	*	*	*	*	*	*			*	*	*	*	*	*	*	*	*			*	*	*
16	GL/GLS/GLE-CLASS 166	*		*	*	*	*	*	*	*			*	*	*	*	*	*	*	*	*			*	*	*
15	GLA-CLASS 156			*		*	*	*	*	*				*	*	*	*	*	*	*	*			*	*	*
16	GLA-CLASS 156			*		*	*	*	*	*				*	*	*	*	*	*	*	*			*	*	*
16	GLC-CLASS 253			*		*	*	*	*	*				*	*	*	*	*	*	*	*			*	*	*


# MERCEDES-BENZ VEHICLE DIAGNOSTIC COVERAGE


## MERCEDES-BENZ

New or significantly enhanced coverage

17.4

YEARS	MODEL	ENGINE	TRANS	ABS / ESP	AIRBAG	ACTIVE ENGINE & TRANS MOUNT	ACTIVE SERVICE SYSTEM	ACTUATION MODULE	ADAPTIVE DAMPING SYSTEM / ELEC LEVEL CONTROL	ALARM	ALL WHEEL DRIVE	AMG DRIVE / PERFORMANCE	AUDIO / CAMERA	BATTERY CONTROL	BRAKE SYSTEMS	BUTTON GROUPS	CATALYTIC REDUCTION	CENTRAL GATEWAY	CHARGER	CHASSIS GATEWAY	CLIMATE CONTROL	COLLISION PREVENTION ASSIST	COMMON POWERTRAIN CONTROLLER	DC / DC CONVERTER	
15	GLE-CLASS 292	*	*	*	*					*											*	*			
16	GLE-CLASS 292	*	*	*	*					*			*							*		*	*		
08	GLK-CLASS	*	*	*	*				*	*		*	*	*						*		*	*		
09 - 10	GLK-CLASS	*	*	*	*				*	*		*	*	*							*	*	*		
08 - 10	GLK-CLASS 204	*	*	*	*				*	*		*	*	*							*	*	*		
11	GLK-CLASS 204	*	*	*	*				*	*		*	*	*							*	*	*		
12	GLK-CLASS 204	*	*	*	*				*	*		*	*	*				*			*	*	*		
13	GLK-CLASS 204	*	*	*	*				*	*		*	*	*				*			*	*	*		
14	GLK-CLASS 204	*	*	*	*				*	*		*	*	*				*			*	*	*		
15	GLK-CLASS 204	*	*	*	*				*	*		*	*	*				*			*	*	*		
15	GT-CLASS 190	*	*	*	*													*			*	*			
16	GT-CLASS 190	*	*	*	*													*			*	*			
98 - 01	M-CLASS 163	*	*	*	*													*			*	*			
02 - 05	M-CLASS 163	*	*	*	*												*			*	*	*			
06 - 09	M-CLASS 164	*	*	*	*		*										*	*		*	*	*			
10	M-CLASS 164	*	*	*	*		*										*	*		*	*	*			
11	M-CLASS 164	*	*	*	*		*										*	*		*	*	*			
12	M-CLASS 164	*	*	*	*		*										*	*		*	*	*			
13	M-CLASS 164	*	*	*	*		*										*	*		*	*	*			
16	METRIS-CLASS 447	*	*	*	*								*				*			*	*	*			
11	ML-CLASS 166	*	*	*	*					*			*	*				*	*		*	*	*		
12	ML-CLASS 166	*	*	*	*					*			*	*				*	*		*	*	*		
13	ML-CLASS 166	*	*	*	*					*			*	*				*	*		*	*	*		
14	ML-CLASS 166	*	*	*	*					*			*	*				*	*		*	*	*		
15	ML-CLASS 166	*	*	*	*					*			*	*			*	*		*	*	*			
06 - 12	R-CLASS 251	*	*	*	*												*	*		*	*	*			
06 - 09	R-CLASS	*	*	*	*		*											*			*	*	*		
10	R-CLASS	*	*	*	*		*										*	*		*	*	*			
11	R-CLASS	*	*	*	*		*										*	*		*	*	*			
12	R-CLASS	*	*	*	*		*										*	*		*	*	*			
13	R-CLASS	*	*	*	*		*										*	*		*	*	*			
92 - 99	S/CL-CLASS 140	*	*	*	*															*	*	*			
15	S-CLASS 217	*	*	*	*			*					*							*	*	*			
16	S-CLASS 217	*	*	*	*			*					*							*	*	*			
98 - 99	S-CLASS 220	*	*	*	*			*					*							*	*	*			
00 - 03	S-CLASS 220	*	*	*	*		*						*							*	*	*			
04	S-CLASS 220	*	*	*	*		*						*							*	*	*			
05	S-CLASS 220	*	*	*	*		*						*							*	*	*			
06	S-CLASS 220	*	*	*	*		*						*							*	*	*			
06	S-CLASS 221	*	*	*	*		*						*							*	*	*			
07 - 08	S-CLASS 221	*	*	*	*		*						*							*	*	*			
09 - 10	S-CLASS 221	*	*	*	*		*						*							*	*	*			
11	S-CLASS 221	*	*	*	*		*						*							*	*	*			
12	S-CLASS 221	*	*	*	*		*						*							*	*	*			
13	S-CLASS 221	*	*	*	*		*						*							*	*	*			
14	S-CLASS 221	*	*	*	*		*						*							*	*	*			
15	S-CLASS 221	*	*	*	*		*						*							*	*	*			
06 - 15	S-CLASS 221 HYBRID	*	*	*	*		*						*	*					*	*	*				
14	S-CLASS 222	*	*	*	*		*	*	*				*	*						*	*	*			
15	S-CLASS 222	*	*	*	*		*	*	*				*	*						*	*	*			
16	S-CLASS 222	*	*	*	*		*	*	*				*	*						*	*	*			
92 - 97	SL-CLASS 129	*	*	*	*														*	*	*				*
98 - 02	SL-CLASS 129	*	*	*	*														*	*	*				*
01-02	SL-CLASS 230	*	*	*	*														*	*	*				*
03	SL-CLASS 230	*	*	*	*														*	*	*				*
04 - 05	SL-CLASS 230	*	*	*	*														*	*	*				*
06	SL-CLASS 230	*	*	*	*														*	*	*				*
07 - 09	SL-CLASS 230	*	*	*	*														*	*	*				*
10	SL-CLASS 230	*	*	*	*														*	*	*				*
11	SL-CLASS 230	*	*	*	*														*	*	*				*
12	SL-CLASS 230	*	*	*	*														*	*	*				*

[Return to home](#) 

[Return to makes](#) 

# MERCEDES-BENZ VEHICLE DIAGNOSTIC COVERAGE

## MERCEDES-BENZ

New or significantly enhanced coverage

17.4

YEARS	MODEL	DISTRONIC / ACTIVE CRUISE CONTROL	DOOR MODULES	DRIVER / PASSENGER / REAR SAM	ELECTRIC MOTOR CONTROL	ELEC POWER STEERING	ELECTRIC REFRIGERANT COMPRESSOR	ELECTRONIC GEAR SELECTOR	ELECTRIC MOTOR CONTROL	ELECTRICAL SYSTEM	FUEL PUMP	HAZARD WARING LIGHT	HAPTIC ACCELERATOR PEDAL	HEAD UP DISPLAY	HEADLAMP RANGER ADJUSTMENT	HYBRID CONTROLS	GARAGE DOOR	IGNITION SWITCH	IMMO-BILIZER	INCAR INTERNET	INSTRU-MENT	INTELLIGENT DRIVE MODULE
15	GLE-CLASS 292	*	*	*		*									*		*				*	
16	GLE-CLASS 292	*	*	*		*					*						*	*			*	
08	GLK-CLASS	*	*	*		*		*			*	*		*	*		*	*		*	*	*
09 - 10	GLK-CLASS	*	*	*		*		*			*	*		*	*		*	*		*	*	*
08 - 10	GLK-CLASS 204	*	*	*		*		*			*	*		*	*		*	*		*	*	*
11	GLK-CLASS 204	*	*	*		*		*			*	*		*	*		*	*		*	*	*
12	GLK-CLASS 204	*	*	*		*		*			*	*		*	*		*	*		*	*	*
13	GLK-CLASS 204	*	*	*		*		*			*	*		*	*		*	*		*	*	*
14	GLK-CLASS 204	*	*	*		*		*			*	*		*	*		*	*		*	*	*
15	GLK-CLASS 204	*	*	*		*		*			*	*		*	*		*	*		*	*	*
15	GT-CLASS 190		*	*		*					*	*		*	*		*	*		*	*	*
16	GT-CLASS 190		*	*		*					*	*		*	*		*	*		*	*	*
98 - 01	M-CLASS 163																					*
02-05	M-CLASS 163																					*
06 - 09	M-CLASS 164	*	*	*		*																*
10	M-CLASS 164	*	*	*		*																*
11	M-CLASS 164	*	*	*		*									*							*
12	M-CLASS 164	*	*	*		*									*							*
13	M-CLASS 164	*	*	*		*									*							*
16	METRIS-CLASS 447																					*
11	ML-CLASS 166	*	*	*		*					*				*		*	*				*
12	ML-CLASS 166	*	*	*		*					*				*		*	*				*
13	ML-CLASS 166	*	*	*		*					*				*		*	*				*
14	ML-CLASS 166	*	*	*		*					*				*		*	*				*
15	ML-CLASS 166	*	*	*		*					*				*		*	*				*
06 - 12	R-CLASS 251	*																*				*
06 - 09	R-CLASS	*	*	*		*									*							*
10	R-CLASS	*	*	*		*									*							*
11	R-CLASS	*	*	*		*									*							*
12	R-CLASS	*	*	*		*									*							*
13	R-CLASS	*	*	*		*									*							*
92 - 99	S/CL-CLASS 140																					*
15	S-CLASS 217	*	*	*		*									*		*					*
16	S-CLASS 217	*	*	*		*									*		*					*
98 - 99	S-CLASS 220	*	*	*		*									*		*		*			*
00 - 03	S-CLASS 220	*	*	*		*									*		*		*			*
04	S-CLASS 220	*	*	*		*									*		*		*			*
05	S-CLASS 220	*	*	*		*									*		*		*			*
06	S-CLASS 220	*	*	*		*									*		*		*			*
06	S-CLASS 221	*	*	*		*									*		*		*			*
07 - 08	S-CLASS 221	*	*	*		*									*		*		*			*
09 - 10	S-CLASS 221	*	*	*		*									*		*		*			*
11	S-CLASS 221	*	*	*		*									*	*	*		*			*
12	S-CLASS 221	*	*	*		*									*	*	*		*			*
13	S-CLASS 221	*	*	*		*									*	*	*		*			*
14	S-CLASS 221	*	*	*		*									*	*	*		*			*
15	S-CLASS 221	*	*	*		*									*	*	*		*			*
06 - 15	S-CLASS 221 HYBRID	*																*				*
14	S-CLASS 222	*	*	*		*									*		*		*			*
15	S-CLASS 222	*	*	*		*									*		*		*			*
16	S-CLASS 222	*	*	*		*									*		*		*			*
92 - 97	SL-CLASS 129																					*
98 - 02	SL-CLASS 129																					*
01-02	SL-CLASS 230	*																				*
03	SL-CLASS 230	*		*											*				*			*
04 - 05	SL-CLASS 230	*		*											*				*			*
06	SL-CLASS 230	*		*											*				*			*
07 - 09	SL-CLASS 230	*		*											*				*			*
10	SL-CLASS 230	*		*											*				*			*
11	SL-CLASS 230	*		*											*				*			*
12	SL-CLASS 230	*		*											*				*			*

# MERCEDES-BENZ VEHICLE DIAGNOSTIC COVERAGE

## MERCEDES-BENZ

New or significantly enhanced coverage

17.4

YEARS	MODEL	INTERIOR PROTECTION	INTERIOR MOTION SENSOR	KEYLESS	LITHIUM ION BATTERY	LOADING FLOOR	LOWER CONTROL PANEL	MEDIA INTERFACE	MULTI-FUNCTION CONTROL MODULE	NAVIGATION	NIGHT VIEW ASSIST	OCCUPANT CLASSIFICATION / WSS	OCF / OVER-HEAD / UPPER CONTROL	OFF ROAD PANEL	PARK DISTANCE CONTROL	PARKING BRAKE	PARKTRONIC	PHONE	PNEUMATIC SYSTEM EQUIPMENT	POWER ELECTRONICS	RADAR SENSORS CONTROL UNIT	RAIN / LIGHT SENSOR	REAR PASSENGER DISPLAY	
15	GLE-CLASS 292	*					*						*	*	*	*						*		
16	GLE-CLASS 292	*		*			*		*				*	*	*	*	*						*	
08	GLK-CLASS		*	*	*		*		*	*		*	*		*	*	*						*	*
09 - 10	GLK-CLASS		*	*	*		*		*	*		*	*		*	*	*						*	*
08 - 10	GLK-CLASS 204		*	*	*		*		*	*		*	*		*	*	*					*	*	*
11	GLK-CLASS 204		*	*	*		*		*	*		*	*		*	*	*					*	*	*
12	GLK-CLASS 204		*	*	*		*		*	*		*	*		*	*	*					*	*	*
13	GLK-CLASS 204		*	*	*		*		*	*		*	*		*	*	*					*	*	*
14	GLK-CLASS 204		*	*	*		*		*	*		*	*		*	*	*					*	*	*
15	GLK-CLASS 204		*	*	*		*		*	*		*	*		*	*	*					*	*	*
15	GT-CLASS 190												*		*	*								
16	GT-CLASS 190												*		*	*	*							
98 - 01	M-CLASS 163																*							
02-05	M-CLASS 163														*	*								
06 - 09	M-CLASS 164											*	*		*	*								
10	M-CLASS 164											*	*		*	*								
11	M-CLASS 164											*	*		*	*								
12	M-CLASS 164											*	*		*	*								
13	M-CLASS 164											*	*		*	*								
16	METRIS-CLASS 447																*							
11	ML-CLASS 166	*	*	*			*	*	*	*	*	*	*	*	*	*	*		*	*	*	*	*	*
12	ML-CLASS 166	*	*	*			*	*	*	*	*	*	*	*	*	*	*		*	*	*	*	*	*
13	ML-CLASS 166	*	*	*			*	*	*	*	*	*	*	*	*	*	*		*	*	*	*	*	*
14	ML-CLASS 166	*	*	*			*	*	*	*	*	*	*	*	*	*	*		*	*	*	*	*	*
15	ML-CLASS 166	*	*	*			*	*	*	*	*	*	*	*	*	*	*		*	*	*	*	*	*
06 - 12	R-CLASS 251																							
06 - 09	R-CLASS											*	*		*	*								
10	R-CLASS											*	*		*	*								
11	R-CLASS											*	*		*	*								
12	R-CLASS											*	*		*	*								
13	R-CLASS											*	*		*	*								
92 - 99	S/CL-CLASS 140																							
15	S-CLASS 217			*	*							*	*		*	*							*	
16	S-CLASS 217			*	*							*	*		*	*	*						*	
98 - 99	S-CLASS 220														*	*								
00 - 03	S-CLASS 220														*	*								
04	S-CLASS 220														*	*								
05	S-CLASS 220														*	*								
06	S-CLASS 220														*	*								
06	S-CLASS 221			*								*	*		*	*			*	*	*	*	*	*
07 - 08	S-CLASS 221			*								*	*		*	*			*	*	*	*	*	*
09 - 10	S-CLASS 221			*								*	*		*	*			*	*	*	*	*	*
11	S-CLASS 221			*								*	*		*	*			*	*	*	*	*	*
12	S-CLASS 221			*								*	*		*	*			*	*	*	*	*	*
13	S-CLASS 221			*								*	*		*	*			*	*	*	*	*	*
14	S-CLASS 221			*								*	*		*	*			*	*	*	*	*	*
15	S-CLASS 221			*								*	*		*	*			*	*	*	*	*	*
06 - 15	S-CLASS 221 HYBRID														*	*			*	*	*	*	*	*
14	S-CLASS 222			*	*							*	*		*	*			*	*	*	*	*	*
15	S-CLASS 222			*	*							*	*		*	*			*	*	*	*	*	*
16	S-CLASS 222			*	*				*	*	*	*	*		*	*	*			*	*	*	*	*
92 - 97	SL-CLASS 129																							
98 - 02	SL-CLASS 129																							
01-02	SL-CLASS 230														*	*								
03	SL-CLASS 230														*	*								
04 - 05	SL-CLASS 230														*	*								
06	SL-CLASS 230											*	*		*	*								
07 - 09	SL-CLASS 230											*	*		*	*								
10	SL-CLASS 230											*	*		*	*								
11	SL-CLASS 230											*	*		*	*								
12	SL-CLASS 230											*	*		*	*								

# MERCEDES-BENZ VEHICLE DIAGNOSTIC COVERAGE

## MERCEDES-BENZ

New or significantly enhanced coverage

17.4

YEARS	MODEL	REAR PASSENGER DISPLAY	REGENERATIVE BRAKING SYSTEM	REVERSIBLE EMERGENCY TENSIONING RETRACTOR	ROLL CONTROL	ROOF MODULE	SEAT & MIRROR	SEAT BELTS	SERVICE INTERVAL RESET	SHIFT MODULE	SIGNAL	SOFT TOP CONTROL	SOUND	STEERING COLUMN MODULE	STEERING WHEEL HEATER	SUSPENSION	TAILGATE / TRUNK CONTROL	TELEMATIC SERVICES	TOUCH-PAD	TPMS	TRAILER RECOGNITION	TRANSFER CASE	TV TUNER	WHEEL ALIGNMENT	XENON LIGHTS / HEADLAMPS	WINDSHIELD WIPE		
15	GLE-CLASS 292					*	*		*											*			*					
16	GLE-CLASS 292			*		*	*		*					*						*	*			*	*			
08	GLK-CLASS	*					*	*		*			*	*		*	*	*	*	*	*		*	*	*	*	*	
09 - 10	GLK-CLASS	*					*	*		*			*	*		*	*	*	*	*	*		*	*	*	*	*	
08 - 10	GLK-CLASS 204	*					*	*		*			*	*		*	*	*	*	*	*		*	*	*	*	*	
11	GLK-CLASS 204	*					*	*	*	*			*	*		*	*	*	*	*	*		*	*	*	*	*	
12	GLK-CLASS 204	*					*	*	*	*			*	*		*	*	*	*	*	*		*	*	*	*	*	
13	GLK-CLASS 204	*					*	*	*	*			*	*		*	*	*	*	*	*		*	*	*	*	*	
14	GLK-CLASS 204	*					*	*	*	*			*	*		*	*	*	*	*	*		*	*	*	*	*	
15	GLK-CLASS 204	*					*	*	*	*			*	*		*	*	*	*	*	*		*	*	*	*	*	
15	GT-CLASS 190								*											*	*		*	*	*	*	*	
16	GT-CLASS 190								*											*	*		*	*	*	*	*	
98 - 01	M-CLASS 163																				*	*		*	*	*	*	
02 - 05	M-CLASS 163									*											*	*		*	*	*	*	
06 - 09	M-CLASS 164						*	*						*		*	*	*	*	*	*		*	*	*	*	*	
10	M-CLASS 164						*	*						*		*	*	*	*	*	*		*	*	*	*	*	
11	M-CLASS 164						*	*						*		*	*	*	*	*	*		*	*	*	*	*	
12	M-CLASS 164						*	*	*	*				*		*	*	*	*	*	*		*	*	*	*	*	
13	M-CLASS 164						*	*	*	*				*		*	*	*	*	*	*		*	*	*	*	*	
16	METRIS-CLASS 447								*											*	*		*	*	*	*	*	
11	ML-CLASS 166	*		*	*	*	*	*	*				*	*		*	*	*	*	*	*	*	*	*	*	*	*	*
12	ML-CLASS 166	*		*	*	*	*	*	*				*	*		*	*	*	*	*	*	*	*	*	*	*	*	*
13	ML-CLASS 166	*		*	*	*	*	*	*				*	*		*	*	*	*	*	*	*	*	*	*	*	*	*
14	ML-CLASS 166	*		*	*	*	*	*	*				*	*		*	*	*	*	*	*	*	*	*	*	*	*	*
15	ML-CLASS 166	*		*	*	*	*	*	*				*	*		*	*	*	*	*	*	*	*	*	*	*	*	*
06 - 12	R-CLASS 251						*	*												*	*		*	*	*	*	*	
06 - 09	R-CLASS						*	*						*		*	*	*	*	*	*		*	*	*	*	*	
10	R-CLASS						*	*						*		*	*	*	*	*	*		*	*	*	*	*	
11	R-CLASS						*	*						*		*	*	*	*	*	*		*	*	*	*	*	
12	R-CLASS						*	*						*		*	*	*	*	*	*		*	*	*	*	*	
13	R-CLASS						*	*	*	*				*		*	*	*	*	*	*		*	*	*	*	*	
92 - 99	S/CL-CLASS 140																			*	*		*	*	*	*	*	*
15	S-CLASS 217					*	*	*		*				*		*	*	*	*	*	*	*	*	*	*	*	*	*
16	S-CLASS 217			*		*	*	*		*				*		*	*	*	*	*	*	*	*	*	*	*	*	*
98 - 99	S-CLASS 220						*	*		*				*		*	*	*	*	*	*	*	*	*	*	*	*	*
00 - 03	S-CLASS 220									*				*		*	*	*	*	*	*	*	*	*	*	*	*	*
04	S-CLASS 220									*				*		*	*	*	*	*	*	*	*	*	*	*	*	*
05	S-CLASS 220									*				*		*	*	*	*	*	*	*	*	*	*	*	*	*
06	S-CLASS 220									*				*		*	*	*	*	*	*	*	*	*	*	*	*	*
06	S-CLASS 221					*	*	*		*				*		*	*	*	*	*	*	*	*	*	*	*	*	*
07 - 08	S-CLASS 221					*	*	*		*				*		*	*	*	*	*	*	*	*	*	*	*	*	*
09 - 10	S-CLASS 221					*	*	*		*				*		*	*	*	*	*	*	*	*	*	*	*	*	*
11	S-CLASS 221					*	*	*		*				*		*	*	*	*	*	*	*	*	*	*	*	*	*
12	S-CLASS 221					*	*	*	*	*				*		*	*	*	*	*	*	*	*	*	*	*	*	*
13	S-CLASS 221					*	*	*	*	*				*		*	*	*	*	*	*	*	*	*	*	*	*	*
14	S-CLASS 221					*	*	*	*	*				*		*	*	*	*	*	*	*	*	*	*	*	*	*
15	S-CLASS 221					*	*	*	*	*				*		*	*	*	*	*	*	*	*	*	*	*	*	*
06 - 15	S-CLASS 221 HYBRID					*	*	*	*	*				*		*	*	*	*	*	*	*	*	*	*	*	*	*
14	S-CLASS 222	*				*	*	*		*				*		*	*	*	*	*	*	*	*	*	*	*	*	*
15	S-CLASS 222	*				*	*	*		*				*		*	*	*	*	*	*	*	*	*	*	*	*	*
16	S-CLASS 222	*		*		*	*	*		*				*		*	*	*	*	*	*	*	*	*	*	*	*	*
92 - 97	SL-CLASS 129																			*	*		*	*	*	*	*	*
98 - 02	SL-CLASS 129																			*	*		*	*	*	*	*	*
01-02	SL-CLASS 230									*				*		*	*	*	*	*	*	*	*	*	*	*	*	*
03	SL-CLASS 230									*				*		*	*	*	*	*	*	*	*	*	*	*	*	*
04 - 05	SL-CLASS 230									*				*		*	*	*	*	*	*	*	*	*	*	*	*	*
06	SL-CLASS 230									*				*		*	*	*	*	*	*	*	*	*	*	*	*	*
07 - 09	SL-CLASS 230									*				*		*	*	*	*	*	*	*	*	*	*	*	*	*
10	SL-CLASS 230									*				*		*	*	*	*	*	*	*	*	*	*	*	*	*
11	SL-CLASS 230									*				*		*	*	*	*	*	*	*	*	*	*	*	*	*
12	SL-CLASS 230									*				*		*	*	*	*	*	*	*	*	*	*	*	*	*

# MERCEDES-BENZ VEHICLE DIAGNOSTIC COVERAGE

## MERCEDES-BENZ

New or significantly enhanced coverage

17.4

YEARS	MODEL	ENGINE	TRANS	ABS / ESP	AIRBAG	ACTIVE ENGINE & TRANS MOUNT	ACTIVE SERVICE SYSTEM	ACTUATION MODULE	ADAPTIVE DAMPING SYSTEM / ELEC LEVEL CONTROL	ALARM	ALL WHEEL DRIVE	AMG DRIVE / PERFORMANCE	AUDIO / CAMERA	BATTERY CONTROL	BRAKE SYSTEMS	BUTTON GROUPS	CATALYTIC REDUCTION	CENTRAL GATEWAY	CHARGER	CHASSIS GATEWAY	CLIMATE CONTROL	COLLISION PREVENTION ASSIST	COMMON POWERTRAIN CONTROLLER	DC / DC CONVERTER	
13	SL-CLASS 230	*	*	*	*																				
12	SL-CLASS 231	*	*	*	*								*								*	*	*		
13	SL-CLASS 231	*	*	*	*								*								*	*	*		
14	SL-CLASS 231	*	*	*	*								*								*	*	*		
15	SL-CLASS 231	*	*	*	*								*								*	*	*		
16	SL-CLASS 231	*	*	*	*								*								*	*	*		
98 - 01	SLK-CLASS	*	*	*	*																*				
02 - 04	SLK-CLASS	*	*	*	*																*				
05	SLK-CLASS	*	*	*	*																*				
06 - 10	SLK-CLASS 171	*	*	*	*		*																		
11	SLK-CLASS 171	*	*	*	*		*																		
12	SLK-CLASS 171	*	*	*	*		*																		
13	SLK-CLASS 171	*	*	*	*		*	*																	
11	SLK-CLASS 172	*	*	*	*								*												
12	SLK-CLASS 172	*	*	*	*								*												
13	SLK-CLASS 172	*	*	*	*								*												
14	SLK-CLASS 172	*	*	*	*								*												
15	SLK-CLASS 172	*	*	*	*								*												
16	SLK-CLASS 172	*	*	*	*								*												
05 - 09	SLR-CLASS	*	*	*	*																				
10	SLS-CLASS	*	*	*	*			*					*					*			*				
11	SLS-CLASS 197	*	*	*	*			*					*					*			*				
12	SLS-CLASS 197	*	*	*	*			*					*					*			*				
13	SLS-CLASS 197	*	*	*	*			*					*					*			*				
14	SLS-CLASS 197	*	*	*	*			*					*					*			*				
15	SLS-CLASS 197	*	*	*	*			*					*					*			*				
16	SLS-CLASS 197	*	*	*	*			*					*					*			*				
10	SPRINTER 906							*																	
11	SPRINTER 906	*	*	*	*			*													*				
12	SPRINTER 906	*	*	*	*			*													*				
13	SPRINTER 906	*	*	*	*			*													*				
14	SPRINTER 906	*	*	*	*			*													*				
15	SPRINTER 906	*	*	*	*			*													*				
16	SPRINTER 906	*	*	*	*			*													*				

# MERCEDES-BENZ VEHICLE DIAGNOSTIC COVERAGE

## MERCEDES-BENZ

New or significantly enhanced coverage

17.4

YEARS	MODEL	DISTRONIC / ACTIVE CRUISE CONTROL	DOOR MODULES	DRIVER / PASSENGER / REAR SAM	ELECTRIC MOTOR CONTROL	ELEC POWER STEERING	ELECTRIC REFRIGERANT COMPRESSOR	ELECTRONIC GEAR SELECTOR	ELECTRIC MOTOR CONTROL	ELECTRICAL SYSTEM	FUEL PUMP	HAZARD WARNING LIGHT	HAPTIC ACCELERATOR PEDAL	HEAD UP DISPLAY	HEADLAMP RANGER ADJUSTMENT	HYBRID CONTROLS	GARAGE DOOR	IGNITION SWITCH	IMMOBILIZER	INCAR INTERNET	INSTRUMENT	INTELLIGENT DRIVE MODULE	
13	SL-CLASS 230							*							*								
12	SL-CLASS 231	*	*	*		*					*				*							*	
13	SL-CLASS 231	*	*	*		*					*				*							*	
14	SL-CLASS 231	*	*	*		*					*				*							*	
15	SL-CLASS 231	*	*	*		*					*				*							*	
16	SL-CLASS 231	*	*	*		*					*				*							*	
98 - 01	SLK-CLASS																						
02 - 04	SLK-CLASS																						
05	SLK-CLASS																						
06 - 10	SLK-CLASS 171														*							*	
11	SLK-CLASS 171														*							*	
12	SLK-CLASS 171														*							*	
13	SLK-CLASS 171							*														*	
11	SLK-CLASS 172	*				*																*	
12	SLK-CLASS 172	*				*																*	
13	SLK-CLASS 172	*				*																*	
14	SLK-CLASS 172	*				*																*	
15	SLK-CLASS 172	*				*																*	
16	SLK-CLASS 172	*				*																*	
05 - 09	SLR-CLASS			*																		*	
10	SLS-CLASS		*	*							*											*	
11	SLS-CLASS 197		*	*							*											*	
12	SLS-CLASS 197		*	*							*											*	
13	SLS-CLASS 197		*	*							*											*	
14	SLS-CLASS 197		*	*							*											*	
15	SLS-CLASS 197		*	*							*											*	
16	SLS-CLASS 197		*	*							*											*	
10	SPRINTER 906																					*	
11	SPRINTER 906																					*	
12	SPRINTER 906																					*	
13	SPRINTER 906																					*	
14	SPRINTER 906																					*	
15	SPRINTER 906																					*	
16	SPRINTER 906																					*	



# MERCEDES-BENZ VEHICLE DIAGNOSTIC COVERAGE

## MERCEDES-BENZ

New or significantly enhanced coverage

17.4

YEARS	MODEL	INTERIOR PROTECTION	INTERIOR MOTION SENSOR	KEYLESS	LITHIUM ION BATTERY	LOADING FLOOR	LOWER CONTROL PANEL	MEDIA INTERFACE	MULTI-FUNCTION CONTROL MODULE	NAVIGATION	NIGHT VIEW ASSIST	OCCUPANT CLASSIFICATION / WSS	OCF / OVER-HEAD / UPPER CONTROL	OFF ROAD PANEL	PARK DISTANCE CONTROL	PARKING BRAKE	PARKTRONIC	PHONE	PNEUMATIC SYSTEM EQUIPMENT	POWER ELECTRONICS	RADAR SENSORS CONTROL UNIT	RAIN / LIGHT SENSOR	REAR PASSENGER DISPLAY
13	SL-CLASS 230														*								
12	SL-CLASS 231			*				*	*			*				*	*		*		*		
13	SL-CLASS 231			*				*	*			*				*	*		*		*		
14	SL-CLASS 231			*				*	*			*				*	*		*		*		
15	SL-CLASS 231			*				*	*			*				*	*		*		*		
16	SL-CLASS 231			*				*	*		*					*	*		*		*		
98 - 01	SLK-CLASS											*							*				
02 - 04	SLK-CLASS											*							*				
05	SLK-CLASS											*							*				
06 - 10	SLK-CLASS 171											*			*								
11	SLK-CLASS 171											*			*								
12	SLK-CLASS 171											*			*								
13	SLK-CLASS 171											*			*								
11	SLK-CLASS 172											*			*						*		
12	SLK-CLASS 172											*			*						*		
13	SLK-CLASS 172											*			*						*		
14	SLK-CLASS 172											*			*						*		
15	SLK-CLASS 172											*			*						*		
16	SLK-CLASS 172											*			*		*				*		
05 - 09	SLR-CLASS											*	*										
10	SLS-CLASS			*				*				*			*	*							
11	SLS-CLASS 197			*				*				*			*	*							
12	SLS-CLASS 197			*				*				*			*	*							
13	SLS-CLASS 197			*				*				*			*	*							
14	SLS-CLASS 197			*				*				*			*	*							
15	SLS-CLASS 197			*				*				*			*	*							
16	SLS-CLASS 197			*				*				*			*	*	*						
10	SPRINTER 906																*						
11	SPRINTER 906																*						
12	SPRINTER 906																*						
13	SPRINTER 906																*						
14	SPRINTER 906																*						
15	SPRINTER 906																*						
16	SPRINTER 906																*						

# MERCEDES-BENZ VEHICLE DIAGNOSTIC COVERAGE

## MERCEDES-BENZ

New or significantly enhanced coverage

17.4

YEARS	MODEL	REAR PASSENGER DISPLAY	REGENERATIVE BRAKING SYSTEM	REVERSIBLE EMERGENCY TENSIONING RETRACTOR	ROLL CONTROL	ROOF MODULE	SEAT & MIRROR	SEAT BELTS	SERVICE INTERVAL RESET	SHIFT MODULE	SIGNAL	SOFT TOP CONTROL	SOUND	STEERING COLUMN MODULE	STEERING WHEEL HEATER	SUSPENSION	TAILGATE / TRUNK CONTROL	TELEMATIC SERVICES	TOUCH-PAD	TPMS	TRAILER RECOGNITION	TRANSFER CASE	TV TUNER	WHEEL ALIGNMENT	XENON LIGHTS / HEADLAMPS	WINDSHIELD WIPE	
13	SL-CLASS 230																				*						
12	SL-CLASS 231						*		*					*							*						
13	SL-CLASS 231						*		*					*							*						
14	SL-CLASS 231						*		*					*							*						
15	SL-CLASS 231						*		*					*							*						
16	SL-CLASS 231						*		*					*							*						
98 - 01	SLK-CLASS																										
02 - 04	SLK-CLASS									*																	
05	SLK-CLASS									*																	
06 - 10	SLK-CLASS 171									*																	
11	SLK-CLASS 171									*																	
12	SLK-CLASS 171									*															*		
13	SLK-CLASS 171								*											*				*			
11	SLK-CLASS 172								*											*				*			
12	SLK-CLASS 172								*											*				*			
13	SLK-CLASS 172								*											*				*			
14	SLK-CLASS 172								*											*				*			
15	SLK-CLASS 172								*											*				*			
16	SLK-CLASS 172								*											*				*			
05 - 09	SLR-CLASS									*				*						*							
10	SLS-CLASS						*				*	*	*							*							
11	SLS-CLASS 197						*				*	*	*							*							
12	SLS-CLASS 197						*				*	*	*							*							
13	SLS-CLASS 197						*				*	*	*							*							
14	SLS-CLASS 197						*				*	*	*							*							
15	SLS-CLASS 197						*				*	*	*							*							
16	SLS-CLASS 197						*				*	*	*							*							
10	SPRINTER 906																				*						
11	SPRINTER 906																				*						
12	SPRINTER 906																				*						
13	SPRINTER 906							*												*							
14	SPRINTER 906							*												*							
15	SPRINTER 906							*												*							
16	SPRINTER 906							*												*							

# MINI VEHICLE DIAGNOSTIC COVERAGE

## MINI

New or significantly enhanced coverage

17.4

YEARS	MODEL	ENGINE	TRANS	ABS	AIRBAG	BODY	CAMERA / VIDEO MODULE	COMBOX MEDIA	ELECTRIC POWER STEERING	FOOTWELL MODULE	HEADLIGHTS	HVAC	IMMO-BILIZER	INSTRUMENT	JUNCTION BOX	PARK DISTANCE CONTROL	PARKING MANOEUVRING ASSISTANT	RADIO	SERVICE INTERVAL RESET	SUNROOF	TPMS	TRANSFER BOX	WHEEL ALIGNMENT
01 - 09	MINI COOPER	*	*	*	*								*	*		*			*				*
10	MINI COOPER	*	*	*	*								*	*		*			*				*
15	F54	*	*	*	*	*	*		*			*	*	*		*		*	*	*	*	*	*
16	F54	*	*	*	*	*	*	*	*		*	*	*	*		*	*	*	*	*	*	*	*
14 - 15	F55	*	*	*	*	*	*		*			*	*	*		*	*	*	*	*	*	*	*
16	F55	*	*	*	*	*	*	*	*		*	*	*	*		*	*	*	*	*	*	*	*
14 - 15	F56	*	*	*	*	*	*		*			*	*	*		*	*	*	*	*	*	*	*
16	F56	*	*	*	*	*	*	*	*		*	*	*	*		*	*	*	*	*	*	*	*
15	F57	*	*	*	*	*	*		*			*	*	*		*	*	*	*	*	*	*	*
16	F57	*	*	*	*	*	*	*	*		*	*	*	*		*	*	*	*	*	*	*	*
16	F60	*	*	*	*	*	*	*	*		*	*	*	*		*	*	*	*	*	*	*	*
06 - 15	R55	*	*	*	*				*	*		*	*	*	*			*	*	*	*	*	*
06 - 14	R56	*	*	*	*				*	*		*	*	*	*			*	*	*	*	*	*
06 - 15	R57	*	*	*	*				*	*		*	*	*	*			*	*	*	*	*	*
16	R57	*	*	*	*				*	*		*	*	*	*			*	*	*	*	*	*
11 - 15	R58	*	*	*	*				*	*		*	*	*	*			*	*	*	*	*	*
16	R58	*	*	*	*				*	*		*	*	*	*			*	*	*	*	*	*
13 - 15	R59	*	*	*	*				*	*		*	*	*	*			*	*	*	*	*	*
16	R59	*	*	*	*				*	*		*	*	*	*			*	*	*	*	*	*
06 - 09	R60	*	*	*	*				*	*		*	*	*	*			*	*	*	*	*	*
10 - 15	R60	*	*	*	*				*	*		*	*	*	*			*	*	*	*	*	*
16	R60	*	*	*	*				*	*		*	*	*	*			*	*	*	*	*	*
13 - 14	R61	*	*	*	*				*	*		*	*	*	*			*	*	*	*	*	*
16	R61	*	*	*	*				*	*		*	*	*	*			*	*	*	*	*	*


# MITSUBISHI VEHICLE DIAGNOSTIC COVERAGE


## MITSUBISHI

New or significantly enhanced coverage

17.4

YEARS	MODEL	ENGINE	TRANS	ABS / TRACTION CONTROL	AIRBAG	4WD / AWD CONTROL	ANTI-COLLISION SYSTEMS	ANTI-THEFT / IMMOBILIZER	AUDIO / NAVI / SATELLITE RADIO	AUTO-TEMP CONTROL / HVAC	BATTERY MGMT	BODY / GEM / EATC	CELL MONITORING	DC / DC CONVERTER	DOOR / TAILGATE	ELECTRIC POWER STEER / COLUMN	ELECTRIC VEHICLE	ELECTRONIC TIME & ALARM	HANDS FREE / DRIVER INTERFACE	INSTRUMENT / METER
92 - 95	3000GT	*	*		*															
96 - 99	3000GT	*	*	*	*															
92 - 98	DIAMANTE	*	*	*	*															
99	DIAMANTE	*	*	*	*					*										
00	DIAMANTE	*	*	*	*					*										
01 - 04	DIAMANTE	*	*	*	*			*		*										
92 - 94	ECLIPSE	*	*		*															
95 - 99	ECLIPSE	*	*	*	*															
00 - 05	ECLIPSE	*	*	*	*			*												
06	ECLIPSE	*	*	*	*			*		*								*		*
07	ECLIPSE	*	*	*	*			*		*								*		*
08 - 09	ECLIPSE	*	*	*	*			*		*								*		*
10	ECLIPSE	*	*	*	*			*		*		*						*		*
11 - 12	ECLIPSE	*	*	*	*			*		*								*		*
01 - 05	ECLIPSE SPYDER							*												*
11 - 12	ECLIPSE SPYDER	*	*	*	*			*		*										*
04	ENDEAVOUR	*	*	*	*			*		*										*
05 - 06	ENDEAVOUR	*	*	*	*			*		*										*
07 - 08	ENDEAVOUR	*	*	*	*			*		*										*
11	ENDEAVOUR	*	*	*	*			*		*										*
92 - 93	EXPO	*	*		*															
94	EXPO	*	*		*															
95 - 96	EXPO	*	*	*	*															
92 - 93	GALANT	*	*		*															
94 - 99	GALANT	*	*	*	*															
00 - 04	GALANT	*	*	*	*			*												
05	GALANT	*	*	*	*			*		*										*
06	GALANT	*	*	*	*			*		*								*		*
07	GALANT	*	*	*	*			*		*										*
08 - 09	GALANT	*	*	*	*			*		*										*
10	GALANT	*	*	*	*			*		*		*								*
11 - 12	GALANT	*	*	*	*			*		*										*
14 - 16	i-MiEV			*	*			*		*	*		*	*		*	*	*		*
02	LANCER	*	*	*	*						*		*	*		*	*	*		*
03 - 06	LANCER	*	*	*	*			*												*
07	LANCER	*	*	*	*			*												*
08	LANCER	*	*	*	*			*	*	*								*	*	*
09	LANCER	*	*	*	*			*	*	*								*	*	*
10	LANCER	*	*	*	*	*		*	*	*						*	*	*	*	*
11	LANCER	*	*	*	*	*		*	*	*						*	*	*	*	*
12 - 16	LANCER	*	*	*	*	*		*	*	*						*	*	*	*	*
03	LANCER EVO	*		*	*			*												*
04 - 06	LANCER EVO	*		*	*			*												*
08	LANCER EVO	*	*	*	*			*	*	*								*	*	*
10	LANCER EVO	*	*	*	*	*		*	*	*		*						*	*	*
11 - 12	LANCER EVO	*	*	*	*	*		*	*	*								*	*	*
13 - 15	LANCER EVO	*	*	*	*	*		*	*	*								*	*	*
09	LANCER RALLIART	*	*	*	*			*	*	*								*	*	*
10	LANCER RALLIART	*	*	*	*	*		*	*	*	*							*	*	*
11	LANCER RALLIART	*	*	*	*			*	*	*						*		*	*	*
12	LANCER RALLIART	*	*	*	*			*	*	*						*		*	*	*
13 - 15	LANCER RALLIART	*	*	*	*			*	*	*						*		*	*	*
16	LANCER SPORTBACK	*	*	*	*			*	*	*						*		*	*	*

[Return to home](#) 

[Return to makes](#) 

# MITSUBISHI VEHICLE DIAGNOSTIC COVERAGE

## MITSUBISHI

New or significantly enhanced coverage

17.4

YEARS	MODEL	ENGINE	TRANS	ABS / TRACTION CONTROL	AIRBAG	4WD / AWD CONTROL	ANTI-COLLISION SYSTEMS	ANTI-THEFT / IMMOBILIZER	AUDIO / NAVI / SATELLITE RADIO	AUTO-TEMP CONTROL / HVAC	BATTERY MGMT	BODY / GEM / EATC	CELL MONITORING	DC / DC CONVERTER	DOOR / TAILGATE	ELECTRIC POWER STEER / COLUMN	ELECTRIC VEHICLE	ELECTRONIC TIME & ALARM	HANDS FREE / DRIVER INTERFACE	INSTRUMENT / METER
92 - 96	MIGHTY MAX (TRUCK)	*		*																
92 - 93	MIRAGE	*	*																	
94 - 99	MIRAGE	*	*	*	*															
00 - 02	MIRAGE	*	*	*	*															
14 - 16	MIRAGE	*	*	*	*			*		*						*		*		*
92 - 93	MONTERO	*		*																
94 - 98	MONTERO	*	*	*	*															
99 - 00	MONTERO	*	*	*	*															
01	MONTERO	*	*	*	*			*												
02	MONTERO	*	*	*	*			*												
03	MONTERO	*	*	*	*			*												
04 - 05	MONTERO	*	*	*	*			*		*										
06	MONTERO	*	*	*	*	*		*		*										
97 - 99	MONTERO SPORT	*	*	*	*															
00 - 01	MONTERO SPORT	*	*	*	*			*												
02	MONTERO SPORT	*	*	*	*			*												
03 - 04	MONTERO SPORT	*	*	*	*			*												
03	OUTLANDER	*	*	*	*															
04 - 05	OUTLANDER	*	*	*	*			*												
06	OUTLANDER	*	*	*	*			*												
07 - 09	OUTLANDER	*	*	*	*	*		*	*	*								*	*	*
10	OUTLANDER	*	*	*	*	*		*	*	*								*	*	*
11 - 13	OUTLANDER	*	*	*	*	*		*	*	*						*		*	*	*
14 - 15	OUTLANDER	*	*	*	*	*	*	*	*	*					*	*		*	*	*
16	OUTLANDER	*	*	*	*	*	*	*	*	*					*	*		*	*	*
11 - 16	OUTLANDER SPORT	*	*	*	*	*		*	*	*						*		*	*	*
06 - 07	RAIDER	*	*	*	*			*		*										*
08 - 09	RAIDER	*	*	*	*			*		*										*
11 - 16	RVR	*	*	*	*	*		*	*	*						*		*		*

# MITSUBISHI VEHICLE DIAGNOSTIC COVERAGE

## MITSUBISHI

New or significantly enhanced coverage

17.4

YEARS	MODEL	KEYLESS ENTRY	LANE KEEP	MEMORY SEAT	MOTOR CONTROL UNIT	MULTI FUNCTION / CRUISE CONTROL	OCCUPANT	ON BOARD CHARGER	ONE TOUCH START / STOP	POWER WINDOWS / SUNROOF	RAIN LIGHT SENSOR	REMOTE SYSTEM	SERVICE INTERVAL RESET	SHIFT LEVER	STEERING ANGLE SENSOR	TOP STACK	TPMS	TRANSFER CASE	WHEEL ALIGNMENT
92 - 95	3000GT																		
96 - 99	3000GT																		
92 - 98	DIAMANTE																		
99	DIAMANTE																		
00	DIAMANTE					*													
01 - 04	DIAMANTE			*		*													
92 - 94	ECLIPSE																		
95 - 99	ECLIPSE																		
00 - 05	ECLIPSE					*													
06	ECLIPSE					*													
07	ECLIPSE					*										*	*		
08 - 09	ECLIPSE					*									*	*	*		*
10	ECLIPSE					*									*	*	*		*
11 - 12	ECLIPSE					*									*	*	*		*
01 - 05	ECLIPSE SPYDER																		
11 - 12	ECLIPSE SPYDER					*									*	*	*		*
04	ENDEAVOUR					*									*	*	*		*
05 - 06	ENDEAVOUR					*									*	*	*		*
07 - 08	ENDEAVOUR					*									*	*	*		*
11	ENDEAVOUR					*									*	*	*		*
92 - 93	EXPO																		
94	EXPO																		
95 - 96	EXPO																		
92 - 93	GALANT																		
94 - 99	GALANT																		
00 - 04	GALANT					*													
05	GALANT					*													
06	GALANT					*													
07	GALANT					*											*		
08 - 09	GALANT					*									*	*	*		*
10	GALANT					*									*	*	*		*
11 - 12	GALANT					*									*	*	*		*
14 - 16	i-MiEV				*		*	*				*	*		*	*	*		*
02	LANCER					*													
03 - 06	LANCER					*													
07	LANCER					*													
08	LANCER					*	*			*	*		*		*	*	*		*
09	LANCER					*	*			*	*		*	*	*	*	*		*
10	LANCER	*				*	*			*	*		*	*	*	*	*		*
11	LANCER	*				*	*			*	*		*	*	*	*	*		*
12 - 16	LANCER	*				*	*			*	*		*	*	*	*	*		*
03	LANCER EVO					*												*	
04 - 06	LANCER EVO					*											*	*	
08	LANCER EVO	*				*	*			*	*		*	*	*	*	*		*
10	LANCER EVO	*				*	*			*	*		*	*	*	*	*		*
11 - 12	LANCER EVO	*				*	*			*	*		*	*	*	*	*		*
13 - 15	LANCER EVO	*				*	*			*	*	*	*	*	*	*	*		*
09	LANCER RALLIART					*	*			*	*		*	*	*	*	*	*	*
10	LANCER RALLIART	*				*	*			*	*		*	*	*	*	*	*	*
11	LANCER RALLIART	*				*	*			*	*		*	*	*	*	*	*	*
12	LANCER RALLIART	*				*	*			*	*		*	*	*	*	*	*	*
13 - 15	LANCER RALLIART	*				*	*			*	*	*	*	*	*	*	*	*	*
16	LANCER SPORTBACK	*				*	*			*	*	*	*	*	*	*	*	*	*


# MITSUBISHI VEHICLE DIAGNOSTIC COVERAGE

## MITSUBISHI

New or significantly enhanced coverage

17.4

YEARS	MODEL	KEYLESS ENTRY	LANE KEEP	MEMORY SEAT	MOTOR CONTROL UNIT	MULTI FUNCTION / CRUISE CONTROL	OCCUPANT	ON BOARD CHARGER	ONE TOUCH START / STOP	POWER WINDOWS / SUNROOF	RAIN LIGHT SENSOR	REMOTE SYSTEM	SERVICE INTERVAL RESET	SHIFT LEVER	STEERING ANGLE SENSOR	TOP STACK	TPMS	TRANSFER CASE	WHEEL ALIGNMENT
92 - 96	MIGHTY MAX (TRUCK)																		
92 - 93	MIRAGE																		
94 - 99	MIRAGE																		
00 - 02	MIRAGE					*													
14 - 16	MIRAGE	*					*						*		*		*		*
92 - 93	MONTERO																		
94 - 98	MONTERO																		
99 - 00	MONTERO					*													
01	MONTERO					*												*	
02	MONTERO					*													
03	MONTERO					*													*
04 - 05	MONTERO					*											*		*
06	MONTERO					*											*		*
97 - 99	MONTERO SPORT																		
00 - 01	MONTERO SPORT					*													
02	MONTERO SPORT					*													
03 - 04	MONTERO SPORT					*													
03	OUTLANDER					*													
04 - 05	OUTLANDER					*													
06	OUTLANDER					*													
07 - 09	OUTLANDER	*				*	*			*	*						*		*
10	OUTLANDER	*				*	*			*	*		*		*		*		*
11 - 13	OUTLANDER	*				*	*			*	*		*		*		*		*
14 - 15	OUTLANDER	*				*	*		*	*	*		*		*		*		*
16	OUTLANDER	*	*			*	*		*	*	*		*		*		*		*
11 - 16	OUTLANDER SPORT	*				*	*		*	*	*		*		*		*		*
06 - 07	RAIDER						*												
08 - 09	RAIDER						*												
11 - 16	RVR	*				*	*		*	*	*		*		*		*		*

[Return to home](#) 

[Return to makes](#) 





# NISSAN VEHICLE DIAGNOSTIC COVERAGE

## NISSAN

New or significantly enhanced coverage

17.4

YEARS	MODEL	ENGINE	TRANS	ABS / TRACTION CONTROL	AIRBAG	4WD / AWD CONTROL	ACCELERATOR PEDAL ACTUATOR	ADAPTIVE LIGHT	AROUND VIEW MONITOR	AUDIO / NAVI / SATELLITE RADIO	AUTOMATIC DRIVE POSITIONER	AUTOMATIC HEADLAMP LEVELING	AUTO-TEMP CONTROL / HVAC	BODY / GEM / EATC	DOORS	ELEC POWER STEER / COLUMN	HYBRID CONTROLS	INSTRUMENT	KEYLESS ENTRY	LANE CAMERA	MEMORY SEAT	MULTI FUNCTION / CRUISE CONTROL	OCCUPANT	PASS JUNCT / PWR DIST / FRONT BODY / LIGHTING	POWER SEAT / DOOR / MIRROR	SERVICE INTERVAL RESET	SONAR	TELE-MATICS	TPMS	WHEEL ALIGNMENT
12	PATHFINDER	*	*	*	*	*				*			*	*				*	*		*		*	*				*	*	
13	PATHFINDER	*	*	*	*	*				*			*	*				*	*		*		*	*				*	*	
14 - 15	PATHFINDER	*	*	*	*	*			*			*	*	*				*	*		*		*	*				*	*	
16	PATHFINDER	*	*	*	*	*			*			*	*	*				*	*		*		*	*				*	*	
17	PATHFINDER	*	*	*	*	*			*			*	*	*				*	*		*		*	*				*	*	
14-15	PATHFINDER HYBRID	*	*	*	*	*			*		*	*	*	*			*	*		*		*	*				*	*		
92-95	PICKUP	*	*	*	*	*							*	*			*	*		*		*	*					*	*	
96	PICKUP	*	*	*	*	*							*	*			*	*		*		*	*					*	*	
97	PICKUP	*	*	*	*	*							*	*			*	*		*		*	*					*	*	
93-02	QUEST	*	*	*	*	*							*	*				*	*		*		*	*				*	*	
04-05	QUEST	*	*	*	*	*							*	*				*	*		*		*	*				*	*	
06	QUEST	*	*	*	*	*							*	*				*	*		*		*	*				*	*	
07	QUEST	*	*	*	*	*							*	*				*	*		*		*	*				*	*	
08-09	QUEST	*	*	*	*	*							*	*				*	*		*		*	*				*	*	
11	QUEST	*	*	*	*	*				*			*	*				*	*		*		*	*				*	*	
12	QUEST	*	*	*	*	*				*			*	*				*	*		*		*	*				*	*	
13	QUEST	*	*	*	*	*		*		*			*	*				*	*		*		*	*				*	*	
14	QUEST	*	*	*	*	*		*		*			*	*				*	*		*		*	*				*	*	
15	QUEST	*	*	*	*	*		*		*			*	*				*	*		*		*	*				*	*	
16	QUEST	*	*	*	*	*		*		*			*	*				*	*		*		*	*				*	*	
17	QUEST	*	*	*	*	*		*		*			*	*				*	*		*		*	*				*	*	
08	ROGUE	*	*	*	*	*				*			*	*				*	*		*		*	*				*	*	
09-11	ROGUE	*	*	*	*	*				*			*	*				*	*		*		*	*				*	*	
12	ROGUE	*	*	*	*	*				*			*	*				*	*		*		*	*				*	*	
13	ROGUE	*	*	*	*	*				*			*	*				*	*		*		*	*				*	*	
14-15	ROGUE	*	*	*	*	*			*			*	*	*				*	*		*		*	*				*	*	
16	ROGUE	*	*	*	*	*			*			*	*	*				*	*		*		*	*				*	*	
17	ROGUE	*	*	*	*	*			*			*	*	*				*	*		*		*	*				*	*	
17	ROGUE HYBRID	*	*	*	*	*			*		*	*	*	*			*	*		*		*	*				*	*		
92	SENTRA	*	*	*	*	*							*	*				*	*		*		*	*				*	*	
93-96	SENTRA	*	*	*	*	*							*	*				*	*		*		*	*				*	*	
97-98	SENTRA	*	*	*	*	*							*	*				*	*		*		*	*				*	*	
99-06	SENTRA	*	*	*	*	*							*	*				*	*		*		*	*				*	*	
07	SENTRA	*	*	*	*	*							*	*				*	*		*		*	*				*	*	
08	SENTRA	*	*	*	*	*							*	*				*	*		*		*	*				*	*	
09	SENTRA	*	*	*	*	*							*	*				*	*		*		*	*				*	*	
10	SENTRA	*	*	*	*	*							*	*				*	*		*		*	*				*	*	
11-12	SENTRA	*	*	*	*	*							*	*				*	*		*		*	*				*	*	
13-15	SENTRA	*	*	*	*	*				*			*	*				*	*		*		*	*				*	*	
16	SENTRA	*	*	*	*	*				*			*	*				*	*		*		*	*				*	*	
17	SENTRA	*	*	*	*	*				*			*	*				*	*		*		*	*				*	*	
92	STANZA	*	*	*	*	*							*	*				*	*		*		*	*				*	*	
04	TITAN	*	*	*	*	*							*	*				*	*		*		*	*				*	*	
05	TITAN	*	*	*	*	*							*	*				*	*		*		*	*				*	*	
06-07	TITAN	*	*	*	*	*							*	*				*	*		*		*	*				*	*	
08	TITAN	*	*	*	*	*							*	*				*	*		*		*	*				*	*	
09-14	TITAN	*	*	*	*	*							*	*				*	*		*		*	*				*	*	
15	TITAN	*	*	*	*	*							*	*				*	*		*		*	*				*	*	
16-17	TITAN	*	*	*	*	*							*	*				*	*		*		*	*				*	*	
16-17	TITAN DIESEL	*	*	*	*	*							*	*				*	*		*		*	*				*	*	
07-08	VERSA	*	*	*	*	*							*	*				*	*		*		*	*				*	*	
09	VERSA	*	*	*	*	*							*	*				*	*		*		*	*				*	*	
10-11	VERSA	*	*	*	*	*							*	*				*	*		*		*	*				*	*	
12	VERSA	*	*	*	*	*							*	*				*	*		*		*	*				*	*	
13	VERSA	*	*	*	*	*		*					*	*				*	*		*		*	*				*	*	
14	VERSA	*	*	*	*	*							*	*				*	*		*		*	*				*	*	
15	VERSA	*	*	*	*	*							*	*				*	*		*		*	*				*	*	
16	VERSA	*	*	*	*	*							*	*				*	*		*		*	*				*	*	
17	VERSA	*	*	*	*	*							*	*				*	*		*		*	*				*	*	
14	VERSA NOTE	*	*	*	*	*				*			*	*				*	*		*		*	*				*	*	
15	VERSA NOTE	*	*	*	*	*				*			*	*				*	*		*		*	*				*	*	
16	VERSA NOTE	*	*	*	*	*				*			*	*				*	*		*		*	*				*	*	
17	VERSA NOTE	*	*	*	*	*				*			*	*				*	*		*		*	*				*	*	
00-02	XTERRA	*	*	*	*	*							*	*				*	*		*		*	*				*	*	
03-04	XTERRA	*	*	*	*	*							*	*				*	*		*		*	*				*	*	
05-07	XTERRA	*	*	*	*	*							*	*				*	*		*		*	*				*	*	
08	XTERRA	*	*	*	*	*							*	*				*	*		*		*	*				*	*	
09-10	XTERRA	*	*	*	*	*							*	*				*	*		*		*	*				*	*	
11-13	XTERRA	*	*	*	*	*							*	*				*	*		*		*	*				*	*	
14	XTERRA	*	*	*	*	*							*	*				*	*		*		*	*				*	*	
15-16	XTERRA	*	*	*	*	*			*				*	*				*	*		*		*	*				*	*	
17	XTERRA	*	*	*	*	*			*				*	*				*	*		*		*	*				*	*	


# PORSCHE VEHICLE DIAGNOSTIC COVERAGE


## PORSCHE

New or significantly enhanced coverage

17.4

MAKE	YEARS	MODEL	ENGINE	TRANS	ABS	AIRBAG	ACTIVE SAFETY (PAS)	ALARM SYSTEM	ALL WHEEL DRIVE	AUTO WEIGHT SENSOR	BOSE AMPLIFIER	BRAKE PAD REPLACEMENT	COMMUNICATION MGMT (PCM)	CONVERTIBLE TOP	CORNERING LIGHT	CRUISE CONTROL	DIFFERENTIAL	DOOR / WINDOW MODULES	DYNAMIC CHASSIS CONTROL (PDCC)	ENGINE MOUNT	FRONT AXLE LIFT	FRONT / REAR ELECTRONICS	FRONT / REVERSING CAMERA	GATEWAY	HEAD-LIGHTS / HBA	HIGH VOLTAGE BATTERY / CHARGER / POWER ELECTRONICS	HVAC	INSTRUMENT / CLOCK / COMPASS	KEYLESS ENTRY		
PORSCHE	98 - 04	911	*	*	*	*							*	*											*	*	*	*	*		
	05	911	*	*	*	*	*	*					*	*									*	*	*	*	*	*	*	*	
	06 - 11	911	*	*	*	*	*	*					*	*	*							*	*	*	*	*	*	*	*	*	
	12	911	*	*	*	*	*	*					*	*	*						*	*	*	*	*	*	*	*	*	*	
	13	911	*	*	*	*	*	*					*	*	*						*	*	*	*	*	*	*	*	*	*	
	14	911	*	*	*	*	*	*					*	*	*						*	*	*	*	*	*	*	*	*	*	
	15	911	*	*	*	*	*	*					*	*	*						*	*	*	*	*	*	*	*	*	*	
	16	911	*	*	*	*	*	*					*	*	*						*	*	*	*	*	*	*	*	*	*	
	96 - 04	BOXSTER	*	*	*	*	*							*	*										*	*	*	*	*	*	
	05 - 12	BOXSTER	*	*	*	*	*							*	*	*							*	*	*	*	*	*	*	*	
	13	BOXSTER	*	*	*	*	*							*	*	*							*	*	*	*	*	*	*	*	
	14	BOXSTER	*	*	*	*	*							*	*	*							*	*	*	*	*	*	*	*	
	15	BOXSTER	*	*	*	*	*							*	*	*							*	*	*	*	*	*	*	*	
	16	BOXSTER	*	*	*	*	*							*	*	*						*	*	*	*	*	*	*	*	*	
	16	BOXSTER S/GTS/SPYDER	*	*	*	*	*							*	*	*						*	*	*	*	*	*	*	*	*	
	03 - 04	CAYENNE	*	*	*	*	*							*	*								*	*	*	*	*	*	*	*	
	05 - 10	CAYENNE	*	*	*	*	*				*			*	*								*	*	*	*	*	*	*	*	
	11 - 13	CAYENNE	*	*	*	*	*			*				*	*	*							*	*	*	*	*	*	*	*	*
	14	CAYENNE	*	*	*	*	*			*				*	*	*							*	*	*	*	*	*	*	*	*
	15	CAYENNE	*	*	*	*	*			*				*	*	*							*	*	*	*	*	*	*	*	*
	16	CAYENNE	*	*	*	*	*			*				*	*	*							*	*	*	*	*	*	*	*	*
	16	CAYENNE DIESEL	*	*	*	*	*			*				*	*	*							*	*	*	*	*	*	*	*	*
	16	CAYENNE GTS	*	*	*	*	*			*				*	*	*							*	*	*	*	*	*	*	*	*
	11 - 13	CAYENNE HYBRID	*	*	*	*	*			*				*	*	*							*	*	*	*	*	*	*	*	*
	14	CAYENNE HYBRID	*	*	*	*	*			*				*	*	*							*	*	*	*	*	*	*	*	*
	15	CAYENNE E-HYBRID	*	*	*	*	*			*				*	*	*							*	*	*	*	*	*	*	*	*
	16	CAYENNE E-HYBRID	*	*	*	*	*			*				*	*	*							*	*	*	*	*	*	*	*	*
	16	CAYENNE TURBO	*	*	*	*	*			*				*	*	*							*	*	*	*	*	*	*	*	*
	06 - 12	CAYMAN	*	*	*	*	*							*	*	*							*	*	*	*	*	*	*	*	*
	14	CAYMAN	*	*	*	*	*							*	*	*							*	*	*	*	*	*	*	*	*
	15	CAYMAN	*	*	*	*	*							*	*	*							*	*	*	*	*	*	*	*	*
	16	CAYMAN	*	*	*	*	*							*	*	*							*	*	*	*	*	*	*	*	*
	16	CAYMAN GT4	*	*	*	*	*							*	*	*							*	*	*	*	*	*	*	*	*
	15	MACAN	*	*	*	*	*							*	*	*							*	*	*	*	*	*	*	*	*
	16	MACAN	*	*	*	*	*			*				*	*	*							*	*	*	*	*	*	*	*	*
	16	MACAN DIESEL	*	*	*	*	*			*				*	*	*							*	*	*	*	*	*	*	*	*
	16	MACAN TURBO	*	*	*	*	*			*				*	*	*							*	*	*	*	*	*	*	*	*
	10 - 13	PANAMERA	*	*	*	*	*							*	*	*							*	*	*	*	*	*	*	*	*
	14	PANAMERA	*	*	*	*	*							*	*	*							*	*	*	*	*	*	*	*	*
	15	PANAMERA	*	*	*	*	*							*	*	*							*	*	*	*	*	*	*	*	*
	16	PANAMERA / 4	*	*	*	*	*							*	*	*							*	*	*	*	*	*	*	*	*
	16	PANAMERA DIESEL	*	*	*	*	*							*	*	*							*	*	*	*	*	*	*	*	*
	16	PANAMERA GTS	*	*	*	*	*							*	*	*							*	*	*	*	*	*	*	*	*
	12 - 13	PANAMERA HYBRID	*	*	*	*	*							*	*	*							*	*	*	*	*	*	*	*	*
	14	PANAMERA HYBRID	*	*	*	*	*							*	*	*							*	*	*	*	*	*	*	*	*
15	PANAMERA HYBRID	*	*	*	*	*							*	*	*							*	*	*	*	*	*	*	*	*	
16	PANAMERA E-HYBRID	*	*	*	*	*							*	*	*							*	*	*	*	*	*	*	*	*	
16	PANAMERA TURBO	*	*	*	*	*							*	*	*							*	*	*	*	*	*	*	*	*	

Return to home 

Return to makes 


# PORSCHE VEHICLE DIAGNOSTIC COVERAGE


## PORSCHE

New or significantly enhanced coverage

17.4

MAKE	YEARS	MODEL	LANE CHANGE ASSIST	LEVEL CONTROL	LIFTGATE / TRUNK / HITCH	NAVI	PARK ASSIST	PARKING BRAKE	POWER STEERING	REAR LID	REDUCING AGENT SYSTEM	ROOF MODULE	SEAT MEMORY	SELECTOR LEVER	SERVICE INTERVAL RESET	SOUND SYMPOSER	SPORT EXHAUST SYSTEM	STABILITY MGMT (PSM)	STEERING COLUMN	STEERING WHEEL ELECTRONICS	STOP WATCH	THROTTLE POSITION RELEARN	TPMS	TRAILER HITCH	TV TUNER	WIPER MODULE		
PORSCHE	98 - 04	911											*															
	05	911			*	*						*	*	*						*		*		*				
	06 - 11	911			*	*						*	*	*						*		*		*				
	12	911			*	*						*	*	*						*		*		*				
	13	911			*	*						*	*	*						*		*		*				
	14	911						*	*				*	*	*					*		*		*				
	15	911						*	*	*			*	*	*	*				*		*		*				
	16	911		*				*	*	*			*	*	*	*				*		*		*				
	96 - 04	BOXSTER						*	*				*	*	*						*		*		*			
	05 - 12	BOXSTER																		*				*				
	13	BOXSTER							*											*				*				
	14	BOXSTER							*											*				*				
	15	BOXSTER							*											*				*				
	16	BOXSTER		*				*	*	*			*	*	*	*			*	*	*	*	*	*	*	*	*	*
	16	BOXSTER S/GTS/SPYDER		*				*	*	*			*	*	*	*		*	*	*	*	*	*	*	*	*	*	*
	03 - 04	CAYENNE												*	*	*				*		*		*		*		
	05 - 10	CAYENNE				*							*	*	*	*				*		*		*		*		
	11 - 13	CAYENNE		*		*			*				*	*	*	*		*	*	*	*	*	*	*	*	*	*	*
	14	CAYENNE		*		*			*				*	*	*	*		*	*	*	*	*	*	*	*	*	*	*
	15	CAYENNE		*		*		*	*	*			*	*	*	*		*	*	*	*	*	*	*	*	*	*	*
	16	CAYENNE		*	*			*	*	*	*		*	*	*	*		*	*	*	*	*	*	*	*	*	*	*
	16	CAYENNE DIESEL		*	*			*	*	*	*		*	*	*	*		*	*	*	*	*	*	*	*	*	*	*
	16	CAYENNE GTS		*	*			*	*	*	*		*	*	*	*		*	*	*	*	*	*	*	*	*	*	*
	11 - 13	CAYENNE HYBRID		*		*		*	*	*			*	*	*	*		*	*	*	*	*	*	*	*	*	*	*
	14	CAYENNE HYBRID		*		*		*	*	*			*	*	*	*		*	*	*	*	*	*	*	*	*	*	*
	15	CAYENNE E-HYBRID		*		*		*	*	*			*	*	*	*		*	*	*	*	*	*	*	*	*	*	*
	16	CAYENNE E-HYBRID		*	*			*	*	*	*		*	*	*	*		*	*	*	*	*	*	*	*	*	*	*
	16	CAYENNE TURBO		*	*			*	*	*	*		*	*	*	*		*	*	*	*	*	*	*	*	*	*	*
	06 - 12	CAYMAN							*											*		*		*		*		
	14	CAYMAN							*											*		*		*		*		
	15	CAYMAN							*											*		*		*		*		
	16	CAYMAN		*	*			*	*	*			*	*	*	*		*	*	*	*	*	*	*	*	*	*	*
	16	CAYMAN GT4		*	*			*	*	*			*	*	*	*		*	*	*	*	*	*	*	*	*	*	*
	15	MACAN		*	*	*		*	*	*	*		*	*	*	*	*	*	*	*	*	*	*	*	*	*	*	*
	16	MACAN		*	*	*		*	*	*	*	*	*	*	*	*	*	*	*	*	*	*	*	*	*	*	*	*
	16	MACAN DIESEL		*	*	*		*	*	*	*	*	*	*	*	*	*	*	*	*	*	*	*	*	*	*	*	*
	16	MACAN TURBO		*	*	*		*	*	*	*	*	*	*	*	*	*	*	*	*	*	*	*	*	*	*	*	*
	10 - 13	PANAMERA		*	*	*		*	*	*	*		*	*	*	*	*	*	*	*	*	*	*	*	*	*	*	*
	14	PANAMERA		*	*	*		*	*	*	*		*	*	*	*	*	*	*	*	*	*	*	*	*	*	*	*
	15	PANAMERA		*	*	*		*	*	*	*		*	*	*	*	*	*	*	*	*	*	*	*	*	*	*	*
	16	PANAMERA / 4		*	*	*		*	*	*	*	*	*	*	*	*	*	*	*	*	*	*	*	*	*	*	*	*
	16	PANAMERA DIESEL		*	*	*		*	*	*	*	*	*	*	*	*	*	*	*	*	*	*	*	*	*	*	*	*
16	PANAMERA GTS		*	*	*		*	*	*	*	*	*	*	*	*	*	*	*	*	*	*	*	*	*	*	*	*	
12 - 13	PANAMERA HYBRID		*	*	*		*	*	*	*	*	*	*	*	*	*	*	*	*	*	*	*	*	*	*	*	*	
14	PANAMERA HYBRID		*	*	*		*	*	*	*	*	*	*	*	*	*	*	*	*	*	*	*	*	*	*	*	*	
15	PANAMERA HYBRID		*	*	*		*	*	*	*	*	*	*	*	*	*	*	*	*	*	*	*	*	*	*	*	*	
16	PANAMERA E-HYBRID		*	*	*		*	*	*	*	*	*	*	*	*	*	*	*	*	*	*	*	*	*	*	*	*	
16	PANAMERA TURBO		*	*	*		*	*	*	*	*	*	*	*	*	*	*	*	*	*	*	*	*	*	*	*	*	

[Return to home](#) 

[Return to makes](#) 


# SCION VEHICLE DIAGNOSTIC COVERAGE


## SCION

New or significantly enhanced coverage

17.4

YEARS	MODEL	ENGINE	TRANS	ABS / TRACTION CONTROL	AIRBAG	ANTI-THEFT	AUTO-TEMP CONTROL / HVAC	BODY / GEM / EATC	DOOR / WIN OR TAILGATE	ELEC POWER STEER / COLUMN	INSTRUMENT	KEYLESS ENTRY	MULTI FUNCTION / CRUISE CONTROL	OCCUPANT	POWER SOURCE	POWER SEAT / DOOR / MIRROR	POWER WINDOWS / SUNROOF	REMOTE ENGINE STARTER	TPMS	WHEEL ALIGNMENT
13	FR-S	*	*	*	*		*	*		*	*	*	*	*					*	*
14 - 16	FR-S	*	*	*	*		*	*		*	*	*	*	*	*				*	*
16	la	*	*	*	*		*	*		*	*	*	*	*					*	*
16	IM	*	*	*	*		*	*		*	*	*	*	*	*	*	*		*	*
12	iQ	*	*	*	*	*	*	*		*	*	*	*	*			*		*	*
13	iQ	*	*	*	*	*	*	*		*	*	*	*	*			*		*	*
14	iQ	*	*	*	*	*	*	*		*	*	*	*	*	*	*			*	*
15	iQ	*	*	*	*	*	*	*	*	*	*	*	*	*					*	*
05 - 06	tC	*	*	*	*	*	*	*		*	*	*	*	*					*	*
07 - 10	tC	*	*	*	*	*	*	*		*	*	*	*	*					*	*
11	tC	*	*	*	*	*	*	*		*	*	*	*	*	*		*	*	*	*
12	tC	*	*	*	*	*	*	*		*	*	*	*	*	*		*	*	*	*
13	tC	*	*	*	*	*	*	*		*	*	*	*	*	*		*	*	*	*
14 - 16	tC	*	*	*	*	*	*	*		*	*	*	*	*	*		*	*	*	*
04	xA / xB	*	*	*	*		*	*		*	*	*	*	*				*	*	*
05	xA / xB	*	*	*	*		*	*		*	*	*	*	*				*	*	*
06	xA / xB	*	*	*	*		*	*		*	*	*	*	*				*	*	*
08 - 10	xB	*	*	*	*		*	*		*	*	*	*	*				*	*	*
11 - 13	xB	*	*	*	*	*	*	*		*	*	*	*	*				*	*	*
14 - 15	xB	*	*	*	*	*	*	*		*	*	*	*	*				*	*	*
08 - 10	Xd	*	*	*	*		*	*		*	*	*	*	*				*	*	*
11 - 13	Xd	*	*	*	*	*	*	*		*	*	*	*	*				*	*	*
14	Xd	*	*	*	*		*	*		*	*	*	*	*				*	*	*

[Return to home](#) 

[Return to makes](#) 


# SMART VEHICLE DIAGNOSTIC COVERAGE


## SMART

New or significantly enhanced coverage

17.4

YEARS	MODEL	ENGINE	TRANS	ABS/ TRACTION	AIRBAG	ELECTRIC POWER STEERING	ELECTRONIC SELECTOR LEVER	ELECTRONIC STABILITY PROGRAM	HVAC	INSTRU- MENT	OCCUPANT	SAM	SERVICE INTERVAL RESET	TPMS	WHEEL ALIGN- MENT
05 - 07	FORTWO CABRIOLET	*	*	*	*	*				*		*			*
08 - 11	FORTWO CABRIOLET	*	*		*	*	*	*		*	*	*		*	*
12	FORTWO CABRIOLET	*	*		*	*	*	*	*	*	*	*		*	
13 - 14	FORTWO CABRIOLET	*	*	*	*	*	*		*	*	*	*		*	*
15	FORTWO CABRIOLET	*	*	*	*	*	*		*	*	*	*	*	*	*
16	FORTWO CABRIOLET	*	*	*	*	*	*		*	*	*	*	*	*	*
05 - 07	FORTWO COUPE	*	*	*	*	*				*		*			*
08 - 11	FORTWO COUPE	*	*		*	*	*	*		*	*	*		*	*
12	FORTWO COUPE	*	*		*	*	*	*	*	*	*	*		*	
13 - 14	FORTWO COUPE	*	*	*	*	*	*		*	*	*	*		*	*
15	FORTWO COUPE	*	*	*	*	*	*		*	*	*	*	*	*	*
16	FORTWO COUPE	*	*	*	*	*	*		*	*	*	*	*	*	*

[Return to home](#) 

[Return to makes](#) 

# SUBARU VEHICLE DIAGNOSTIC COVERAGE

## SUBARU

New or significantly enhanced coverage

17.4



YEARS	MODEL	ENGINE	TRANS	ABS / TRACTION CONTROL	AIRBAG	4WD / AWD CONTROL	AUTO HEADLAMP LEVELING	AUTO-TEMP CONTROL / HVAC	BODY / GEM / EATC	COMBINATION METER	DOOR / WIN OR TAILGATE	DRIVER CONTROLLED CENTER DIFFERENTIAL	ELEC PARKING BRAKE	ELEC PWR STEER / COLUMN	ELECTRIC MOTOR POWER	EYESIGHT ASSIST MONITOR	HYBRID CONTROLS	INSTRUMENT	KEYLESS ENTRY	MASTER SWITCH	MULTI FUNCTION / CRUISE CONTROL	OCCUPANT	POWER SOURCE	POWER TRUNK	SMART KEY ACCESS	TPMS	WHEEL ALIGNMENT
03 - 06	BAJA	*	*	*	*																						
13 - 16	BRZ	*	*	*	*			*	*						*			*		*	*	*	*		*	*	*
17	BRZ	*	*	*	*			*	*						*			*		*	*	*	*		*	*	*
16	CROSSTREK	*	*	*	*		*	*	*	*					*			*		*	*	*	*		*	*	*
17	CROSSTREK	*	*	*	*		*	*	*	*					*			*		*	*	*	*		*	*	*
16	CROSSTREK (HYBRID)	*	*	*	*		*	*	*	*					*	*	*	*		*	*	*	*		*	*	*
01 - 08	FORESTER	*	*	*	*				*																	*	*
09 - 13	FORESTER	*	*	*	*				*																	*	*
14	FORESTER	*	*	*	*			*	*	*	*				*	*		*		*	*	*	*		*	*	*
15	FORESTER	*	*	*	*			*	*	*	*				*	*		*		*	*	*	*		*	*	*
16	FORESTER	*	*	*	*		*	*	*	*	*				*	*		*		*	*	*	*		*	*	*
17	FORESTER	*	*	*	*		*	*	*	*	*				*	*		*		*	*	*	*		*	*	*
95 - 03	IMPREZA	*	*	*	*				*			*														*	*
04 - 07	IMPREZA	*	*	*	*				*			*														*	*
08 - 11	IMPREZA	*	*	*	*				*			*														*	*
12	IMPREZA	*	*	*	*				*	*	*				*	*		*		*	*	*	*		*	*	*
13	IMPREZA	*	*	*	*			*	*	*	*				*	*		*		*	*	*	*		*	*	*
14 - 16	IMPREZA	*	*	*	*			*	*	*	*				*	*		*		*	*	*	*		*	*	*
17	IMPREZA	*	*	*	*			*	*	*	*				*	*		*		*	*	*	*		*	*	*
93 - 97	IMPREZA WAGON	*	*	*	*				*																	*	*
01 - 07	IMPREZA WAGON	*	*	*	*				*																	*	*
08 - 10	IMPREZA WAGON	*	*	*	*				*																	*	*
11	IMPREZA HATCHBACK	*	*	*	*				*																	*	*
12	IMPREZA HATCHBACK	*	*	*	*				*	*	*				*	*		*		*	*	*	*		*	*	*
09 - 14	IMPREZA WRX SEDAN	*	*	*	*				*			*														*	*
08 - 14	IMPREZA WRX / STI	*	*	*	*			*	*	*	*				*	*		*		*	*	*	*		*	*	*
15 - 16	IMPREZA WRX / STI	*	*	*	*			*	*	*	*				*	*		*		*	*	*	*		*	*	*
17	IMPREZA WRX / STI	*	*	*	*			*	*	*	*				*	*		*		*	*	*	*		*	*	*
09 - 10	IMPREZA WRX WAGON	*	*	*	*				*																	*	*
11	IMPREZA WRX HBK	*	*	*	*				*																	*	*
92 - 94	JUSTY	*	*	*	*				*																	*	*
92 - 04	LEGACY	*	*	*	*				*																	*	*
05	LEGACY	*	*	*	*				*				*													*	*
10 - 12	LEGACY	*	*	*	*				*				*									*	*		*	*	*
13 - 14	LEGACY	*	*	*	*				*				*									*	*		*	*	*
15 - 16	LEGACY	*	*	*	*		*	*	*	*	*				*	*		*		*	*	*	*		*	*	*
17	LEGACY	*	*	*	*		*	*	*	*	*				*	*		*		*	*	*	*		*	*	*
96 - 04	OUTBACK	*	*	*	*				*																	*	*
05 - 09	OUTBACK	*	*	*	*				*																	*	*
10 - 14	OUTBACK	*	*	*	*				*				*													*	*
15	OUTBACK	*	*	*	*		*	*	*	*	*				*	*		*		*	*	*	*		*	*	*
16	OUTBACK	*	*	*	*		*	*	*	*	*				*	*		*		*	*	*	*		*	*	*
17	OUTBACK	*	*	*	*		*	*	*	*	*				*	*		*		*	*	*	*		*	*	*
06 - 07	OUTBACK SPORT	*	*	*	*				*																	*	*
08 - 11	OUTBACK SPORT	*	*	*	*				*																	*	*
92 - 97	SVX	*	*	*	*				*																	*	*
06 - 14	TRIBECA	*	*	*	*				*																	*	*
13	XV CROSSTREK	*	*	*	*		*	*	*	*					*	*		*		*	*	*	*		*	*	*
14	XV CROSSTREK	*	*	*	*		*	*	*	*					*	*		*		*	*	*	*		*	*	*
15	XV CROSSTREK	*	*	*	*		*	*	*	*					*	*		*		*	*	*	*		*	*	*
14 - 15	XV CROSSTREK HYBRID	*	*	*	*		*	*	*	*					*	*	*	*		*	*	*	*		*	*	*

## SUZUKI

## New or significantly enhanced coverage

17.4

YEARS	MODEL	ENGINE	TRANS	ABS / TRACTION CONTROL	AIRBAG	4WD / AWD CONTROL	AUTO-TEMP CONTROL / HVAC	BODY / GEM / EATC	ELECTRIC POWER STEERING / COLUMN	KEYLESS ENTRY	OCCUPANT	TPMS	WHEEL ALIGN- MENT
02	AERIO	♦	♦	♦	♦								
03 - 04	AERIO	♦	♦	♦	♦		♦						
05 - 07	AERIO	♦	♦	♦	♦		♦				♦		
09 - 12	EQUATOR	♦	♦	♦	♦			♦		♦		♦	♦
13	EQUATOR	♦	♦	♦	♦			♦		♦		♦	
00 - 02	ESTEEM	♦	♦	♦	♦								
04 - 06	FORENZA	♦	♦	♦	♦								
07 - 08	FORENZA	♦	♦	♦	♦							♦	
00 - 02	GRAND VITARA	♦	♦	♦	♦								
03	GRAND VITARA	♦	♦	♦	♦		♦	♦					
04	GRAND VITARA	♦	♦	♦	♦	♦	♦	♦					
05	GRAND VITARA	♦	♦	♦	♦	♦	♦	♦				♦	
06	GRAND VITARA	♦	♦	♦	♦	♦	♦				♦	♦	♦
07	GRAND VITARA	♦	♦	♦	♦	♦	♦					♦	♦
08 - 13	GRAND VITARA	♦	♦	♦	♦	♦	♦	♦				♦	♦
10	KIZASHI	♦	♦	♦	♦		♦	♦	♦			♦	♦
11 - 13	KIZASHI	♦	♦	♦	♦	♦	♦	♦	♦			♦	♦
05 - 06	RENO	♦	♦	♦	♦				♦				
07 - 08	RENO	♦	♦	♦	♦				♦			♦	
00 - 01	SWIFT	♦	♦	♦	♦								
04 - 13	SWIFT+	♦	♦	♦	♦								
07 - 13	SX4	♦	♦	♦	♦	♦	♦	♦				♦	♦
04	VERONA	♦	♦	♦	♦			♦	♦				
05 - 06	VERONA	♦	♦	♦	♦			♦	♦			♦	
00 - 04	VITARA	♦	♦	♦	♦								
01 - 02	XL-7	♦	♦	♦	♦								
03	XL-7	♦	♦	♦	♦		♦						
04	XL-7	♦	♦	♦	♦	♦	♦	♦			♦		
05 - 06	XL-7	♦	♦	♦	♦	♦	♦	♦			♦	♦	
07 - 09	XL-7	♦	♦	♦	♦		♦	♦				♦	♦

Return to home Return to makes 

# TOYOTA VEHICLE DIAGNOSTIC COVERAGE

## TOYOTA

New or significantly enhanced coverage

17.4

YEARS	MODEL	ENGINE	TRANS	ABS / TRACTION CONTROL	AIRBAG	4WD / AWD CONTROL	ADAPTIVE FRONT LIGHTING	ANTI-COLLISION SYSTEMS	ANTI-THEFT	AUDIO / NAVI / SATELLITE RADIO	AUTO-TEMP CONTROL / HVAC	BLIND SPOT DETECTION	BODY / GEM / EATC	DOOR / TAILGATE	DRIVER CONTROLLED CENTER DIFFERENTIAL	ELECTRIC POWER STEER / COLUMN	HYBRID CONTROLS	HV ECU	HV BATTERY	INSTRUMENT	KEYLESS ENTRY	LANE DEPARTURE WARNING	MASTER SWITCH	MOTOR GENERATOR	
92 - 95	4 RUNNER	*	*	*	*																				
96 - 00	4 RUNNER	*	*	*	*																				
01 - 02	4 RUNNER	*	*	*	*																				
03	4 RUNNER	*	*	*	*				*				*								*	*			
04 - 09	4 RUNNER	*	*	*	*				*				*								*	*			
10 - 11	4 RUNNER	*	*	*	*				*		*		*	*			*				*	*			
12 - 13	4 RUNNER	*	*	*	*				*		*		*	*			*				*	*			
14	4 RUNNER	*	*	*	*				*		*		*	*			*				*	*			
15	4 RUNNER	*	*	*	*				*		*		*	*			*				*	*			
16	4 RUNNER	*	*	*	*				*		*		*	*			*				*	*			
17	4 RUNNER	*	*	*	*				*		*		*	*			*				*	*		*	*
17	86	*	*	*	*				*		*		*	*			*				*	*		*	*
95 - 03	AVALON	*	*	*	*								*												
04	AVALON	*	*	*	*				*		*		*								*	*			
05 - 06	AVALON	*	*	*	*				*		*		*								*	*			
07 - 09	AVALON	*	*	*	*				*		*		*			*					*	*			
10	AVALON	*	*	*	*				*		*		*								*	*			
11	AVALON	*	*	*	*				*		*		*								*	*			
12	AVALON	*	*	*	*				*		*		*								*	*			
13	AVALON	*	*	*	*			*	*		*	*	*	*		*					*	*			
14	AVALON	*	*	*	*			*	*		*	*	*	*		*					*	*			
15	AVALON	*	*	*	*			*	*		*	*	*	*		*					*	*			
16	AVALON	*	*	*	*			*	*		*	*	*	*		*					*	*			
17	AVALON	*	*	*	*			*	*		*	*	*	*		*					*	*		*	*
13 - 14	AVALON HYBRID	*	*	*	*			*	*		*	*	*	*		*	*				*	*		*	*
15	AVALON HYBRID	*	*	*	*			*	*		*	*	*	*		*	*				*	*		*	*
16	AVALON HYBRID	*	*	*	*			*	*		*	*	*	*		*	*				*	*		*	*
17	AVALON HYBRID	*	*	*	*			*	*		*	*	*	*		*	*				*	*		*	*
92 - 01	CAMRY	*	*	*	*				*		*		*								*	*			
02	CAMRY	*	*	*	*				*		*		*								*	*			
03	CAMRY	*	*	*	*				*		*		*								*	*			
04 - 06	CAMRY	*	*	*	*				*		*		*								*	*			
07 - 09	CAMRY	*	*	*	*				*		*		*								*	*			
10 - 11	CAMRY	*	*	*	*				*		*		*	*							*	*			
12	CAMRY	*	*	*	*				*		*		*								*	*			
13	CAMRY	*	*	*	*				*		*		*	*							*	*			
14	CAMRY	*	*	*	*				*		*		*	*							*	*			
15	CAMRY	*	*	*	*				*		*		*	*							*	*			
16	CAMRY	*	*	*	*				*		*		*	*							*	*			
17	CAMRY	*	*	*	*			*	*		*	*	*	*		*					*	*		*	*
07 - 09	CAMRY HYBRID	*	*	*	*			*	*		*	*	*	*		*	*				*	*		*	*
10 - 11	CAMRY HYBRID	*	*	*	*			*	*		*	*	*	*		*	*				*	*		*	*
12	CAMRY HYBRID	*	*	*	*			*	*		*	*	*	*		*	*				*	*		*	*
13	CAMRY HYBRID	*	*	*	*			*	*		*	*	*	*		*	*				*	*		*	*
14	CAMRY HYBRID	*	*	*	*			*	*		*	*	*	*		*	*				*	*		*	*
15	CAMRY HYBRID	*	*	*	*			*	*		*	*	*	*		*	*				*	*		*	*
16	CAMRY HYBRID	*	*	*	*			*	*		*	*	*	*		*	*				*	*		*	*
17	CAMRY HYBRID	*	*	*	*			*	*		*	*	*	*		*	*				*	*		*	*
92 - 01	CELICA	*	*	*	*				*		*		*								*	*			
02 - 05	CELICA	*	*	*	*				*		*		*								*	*			
92	COROLLA	*	*	*	*				*		*		*								*	*			
93 - 04	COROLLA	*	*	*	*				*		*		*								*	*			
05 - 08	COROLLA	*	*	*	*				*		*		*								*	*			
09	COROLLA	*	*	*	*				*		*		*								*	*			
10 - 11	COROLLA	*	*	*	*				*		*		*	*							*	*			
12 - 13	COROLLA	*	*	*	*				*		*		*	*							*	*			
14	COROLLA	*	*	*	*				*		*		*	*							*	*			
15	COROLLA	*	*	*	*				*		*		*	*							*	*			
16	COROLLA	*	*	*	*				*		*		*	*							*	*			
17	COROLLA	*	*	*	*			*	*		*	*	*	*		*					*	*		*	*
00 - 03	ECHO	*	*	*	*				*		*		*								*	*			
04	ECHO	*	*	*	*				*		*		*								*	*			
05	ECHO	*	*	*	*				*		*		*								*	*			
07	FJ CRUISER	*	*	*	*				*		*		*								*	*			
08 - 09	FJ CRUISER	*	*	*	*				*		*		*								*	*			
10	FJ CRUISER	*	*	*	*				*		*		*								*	*			
11 - 12	FJ CRUISER	*	*	*	*				*		*		*	*							*	*			
13	FJ CRUISER	*	*	*	*				*		*		*	*							*	*			
14	FJ CRUISER	*	*	*	*				*		*		*	*							*	*			
01	HIGHLANDER	*	*	*	*				*		*		*								*	*			
02	HIGHLANDER	*	*	*	*				*		*		*								*	*			
03	HIGHLANDER	*	*	*	*				*		*		*								*	*			
04 - 06	HIGHLANDER	*	*	*	*				*		*		*	*							*	*			
07	HIGHLANDER	*	*	*	*				*		*		*	*							*	*			
08 - 09	HIGHLANDER	*	*	*	*				*		*		*	*							*	*			



# TOYOTA VEHICLE DIAGNOSTIC COVERAGE

## TOYOTA

New or significantly enhanced coverage

17.4

YEARS	MODEL	ENGINE	TRANS	ABS / TRACTION CONTROL	AIRBAG	4WD / AWD CONTROL	ADAPTIVE FRONT LIGHTING	ANTI-COLLISION SYSTEMS	ANTI-THEFT	AUDIO / NAVI / SATELLITE RADIO	AUTO-TEMP CONTROL / HVAC	BLIND SPOT DETECTION	BODY / GEM / EATC	DOOR / TAILGATE	DRIVER CONTROLLED CENTER DIFFERENTIAL	ELECTRIC POWER STEER / COLUMN	HYBRID CONTROLS	HV ECU	HV BATTERY	INSTRUMENT	KEYLESS ENTRY	LANE DEPARTURE WARNING	MASTER SWITCH	MOTOR GENERATOR	
10 - 11	HIGHLANDER	*	*	*	*				*	*	*	*	*	*		*				*	*				
12 - 13	HIGHLANDER	*	*	*	*				*	*	*	*	*	*		*				*	*				
14	HIGHLANDER	*	*	*	*			*	*	*	*	*	*	*		*				*	*				
15	HIGHLANDER	*	*	*	*			*	*	*	*	*	*	*		*				*	*				
16	HIGHLANDER	*	*	*	*			*	*	*	*	*	*	*		*				*	*				
17	HIGHLANDER	*	*	*	*			*	*	*	*	*	*	*		*				*	*				
06 - 07	HIGHLANDER HYBRID	*	*	*	*				*	*	*	*	*	*		*	*			*	*				
08	HIGHLANDER HYBRID	*	*	*	*				*	*	*	*	*	*		*	*			*	*				
09	HIGHLANDER HYBRID	*	*	*	*				*	*	*	*	*	*		*	*			*	*				
10	HIGHLANDER HYBRID	*	*	*	*				*	*	*	*	*	*		*	*			*	*				
11	HIGHLANDER HYBRID	*	*	*	*				*	*	*	*	*	*		*	*			*	*				
12	HIGHLANDER HYBRID	*	*	*	*				*	*	*	*	*	*		*	*			*	*				
13	HIGHLANDER HYBRID	*	*	*	*				*	*	*	*	*	*		*	*			*	*				
14	HIGHLANDER HYBRID	*	*	*	*			*	*	*	*	*	*	*		*	*			*	*				
15	HIGHLANDER HYBRID	*	*	*	*			*	*	*	*	*	*	*		*	*			*	*				
16	HIGHLANDER HYBRID	*	*	*	*			*	*	*	*	*	*	*		*	*			*	*				
17	HIGHLANDER HYBRID	*	*	*	*			*	*	*	*	*	*	*		*	*			*	*				
92	LAND CRUISER	*	*	*	*				*	*	*	*	*	*		*	*	*		*	*				
93 - 94	LAND CRUISER	*	*	*	*				*	*	*	*	*	*		*	*	*		*	*				
95 - 99	LAND CRUISER	*	*	*	*				*	*	*	*	*	*		*	*	*		*	*				
00 - 01	LAND CRUISER	*	*	*	*				*	*	*	*	*	*		*	*	*		*	*				
02	LAND CRUISER	*	*	*	*				*	*	*	*	*	*		*	*	*		*	*				
03 - 04	LAND CRUISER	*	*	*	*				*	*	*	*	*	*		*	*	*		*	*				
05	LAND CRUISER	*	*	*	*				*	*	*	*	*	*		*	*	*		*	*				
06	LAND CRUISER	*	*	*	*				*	*	*	*	*	*		*	*	*		*	*				
07	LAND CRUISER	*	*	*	*				*	*	*	*	*	*		*	*	*		*	*				
08 - 09	LAND CRUISER	*	*	*	*				*	*	*	*	*	*		*	*	*		*	*				
10 - 11	LAND CRUISER	*	*	*	*				*	*	*	*	*	*		*	*	*		*	*				
12	LAND CRUISER	*	*	*	*				*	*	*	*	*	*		*	*	*		*	*				
13	LAND CRUISER	*	*	*	*				*	*	*	*	*	*		*	*	*		*	*				
14 - 15	LAND CRUISER	*	*	*	*				*	*	*	*	*	*		*	*	*		*	*				
16	LAND CRUISER	*	*	*	*	*			*	*	*	*	*	*		*	*	*		*	*				
17	LAND CRUISER	*	*	*	*	*			*	*	*	*	*	*		*	*	*		*	*				
03 - 04	MATRIX	*	*	*	*				*	*	*	*	*	*		*	*	*		*	*				
05 - 07	MATRIX	*	*	*	*				*	*	*	*	*	*		*	*	*		*	*				
08	MATRIX	*	*	*	*				*	*	*	*	*	*		*	*	*		*	*				
09	MATRIX	*	*	*	*				*	*	*	*	*	*		*	*	*		*	*				
10	MATRIX	*	*	*	*				*	*	*	*	*	*		*	*	*		*	*				
11 - 13	MATRIX	*	*	*	*				*	*	*	*	*	*		*	*	*		*	*				
14	MATRIX	*	*	*	*				*	*	*	*	*	*		*	*	*		*	*				
92 - 95	MR2	*	*	*	*				*	*	*	*	*	*		*	*	*		*	*				
00	MR2	*	*	*	*				*	*	*	*	*	*		*	*	*		*	*				
01	MR2	*	*	*	*				*	*	*	*	*	*		*	*	*		*	*				
02 - 05	MR2	*	*	*	*				*	*	*	*	*	*		*	*	*		*	*				
92	PASEO	*	*	*	*				*	*	*	*	*	*		*	*	*		*	*				
93 - 98	PASEO	*	*	*	*				*	*	*	*	*	*		*	*	*		*	*				
92 - 94	PICKUP	*	*	*	*				*	*	*	*	*	*		*	*	*		*	*				
95	PICKUP	*	*	*	*				*	*	*	*	*	*		*	*	*		*	*				
98 - 02	PRERUNNER	*	*	*	*				*	*	*	*	*	*		*	*	*		*	*				
03 - 04	PRERUNNER	*	*	*	*				*	*	*	*	*	*		*	*	*		*	*				
05 - 13	PRERUNNER	*	*	*	*				*	*	*	*	*	*		*	*	*		*	*				
14 - 15	PRERUNNER	*	*	*	*				*	*	*	*	*	*		*	*	*		*	*				
92 - 97	PREVIA	*	*	*	*				*	*	*	*	*	*		*	*	*		*	*				
01	PRIUS	*	*	*	*				*	*	*	*	*	*		*	*	*		*	*				
02 - 03	PRIUS	*	*	*	*				*	*	*	*	*	*		*	*	*		*	*				
04 - 05	PRIUS	*	*	*	*				*	*	*	*	*	*		*	*	*		*	*				
06	PRIUS	*	*	*	*				*	*	*	*	*	*		*	*	*		*	*				
07 - 09	PRIUS	*	*	*	*				*	*	*	*	*	*		*	*	*		*	*				
10 - 11	PRIUS	*	*	*	*				*	*	*	*	*	*		*	*	*		*	*				
12	PRIUS	*	*	*	*				*	*	*	*	*	*		*	*	*		*	*				
13 - 14	PRIUS	*	*	*	*				*	*	*	*	*	*		*	*	*		*	*				
15	PRIUS	*	*	*	*				*	*	*	*	*	*		*	*	*		*	*				
16	PRIUS	*	*	*	*				*	*	*	*	*	*		*	*	*		*	*				
17	PRIUS	*	*	*	*				*	*	*	*	*	*		*	*	*		*	*				
96 - 03	RAV4	*	*	*	*				*	*	*	*	*	*		*	*	*		*	*				
04 - 05	RAV4	*	*	*	*				*	*	*	*	*	*		*	*	*		*	*				
06 - 08	RAV4	*	*	*	*				*	*	*	*	*	*		*	*	*		*	*				
09 - 11	RAV4	*	*	*	*				*	*	*	*	*	*		*	*	*		*	*				
12	RAV4	*	*	*	*				*	*	*	*	*	*		*	*	*		*	*				
13	RAV4	*	*	*	*				*	*	*	*	*	*		*	*	*		*	*				
14 - 15	RAV4	*	*	*	*				*	*	*	*	*	*		*	*	*		*	*				
16	RAV4	*	*	*	*				*	*	*	*	*	*		*	*	*		*	*				
17	RAV4	*	*	*	*				*	*	*	*	*	*		*	*	*		*	*				
16	RAV4 HYBRID	*	*	*	*				*	*	*	*	*	*		*	*	*		*	*				
17	RAV4 HYBRID	*	*	*	*				*	*	*	*	*	*		*	*	*		*	*				

# TOYOTA VEHICLE DIAGNOSTIC COVERAGE

## TOYOTA

New or significantly enhanced coverage

17.4

YEARS	MODEL	ENGINE	TRANS	ABS / TRACTION CONTROL	AIRBAG	4WD / AWD CONTROL	ADAPTIVE FRONT LIGHTING	ANTI-COLLISION SYSTEMS	ANTI-THEFT	AUDIO / NAVI / SATELLITE RADIO	AUTO-TEMP CONTROL / HVAC	BLIND SPOT DETECTION	BODY / GEM / EATC	DOOR / TAILGATE	DRIVER CONTROLLED CENTER DIFFERENTIAL	ELECTRIC POWER STEER / COLUMN	HYBRID CONTROLS	HV ECU	HV BATTERY	INSTRUMENT	KEYLESS ENTRY	LANE DEPARTURE WARNING	MASTER SWITCH	MOTOR GENERATOR	
01	SEQUOIA	*	*	*	*									*											
02 - 04	SEQUOIA	*	*	*	*								*	*											
05 - 06	SEQUOIA	*	*	*	*						*		*	*						*					
07	SEQUOIA	*	*	*	*								*	*						*					
08 - 09	SEQUOIA	*	*	*	*				*				*	*						*					
10	SEQUOIA	*	*	*	*				*	*			*	*						*					
11	SEQUOIA	*	*	*	*				*	*			*	*						*					
12	SEQUOIA	*	*	*	*				*	*			*	*						*					
13	SEQUOIA	*	*	*	*				*	*		*	*	*						*	*				
14	SEQUOIA	*	*	*	*				*	*		*	*	*						*	*				
15	SEQUOIA	*	*	*	*				*	*		*	*	*						*	*				
16	SEQUOIA	*	*	*	*				*	*		*	*	*						*	*				
17	SEQUOIA	*	*	*	*				*	*	*	*	*	*		*				*	*				
98 - 01	SIENNA	*	*	*	*						*	*	*	*		*				*					
02 - 03	SIENNA	*	*	*	*						*	*	*	*						*					
04 - 05	SIENNA	*	*	*	*						*	*	*	*						*					
06	SIENNA	*	*	*	*				*		*	*	*	*						*					
07 - 08	SIENNA	*	*	*	*				*		*	*	*	*						*					
09	SIENNA	*	*	*	*				*		*	*	*	*						*					
10	SIENNA	*	*	*	*				*		*	*	*	*						*					
11 - 12	SIENNA	*	*	*	*	*		*	*	*	*	*	*	*		*				*					
13	SIENNA	*	*	*	*	*		*	*	*	*	*	*	*		*				*					
14 - 16	SIENNA	*	*	*	*	*		*	*	*	*	*	*	*		*				*	*				
17	SIENNA	*	*	*	*	*		*	*	*	*	*	*	*		*				*	*		*		
99 - 01	SOLARA	*	*	*	*	*					*	*	*	*		*				*			*		
02 - 03	SOLARA	*	*	*	*	*					*	*	*	*						*					
04 - 06	SOLARA	*	*	*	*	*			*		*	*	*	*						*					
07 - 09	SOLARA	*	*	*	*	*			*		*	*	*	*						*					
02	S-RUNNER	*	*	*	*						*	*	*	*						*					
03	S-RUNNER	*	*	*	*						*	*	*	*						*					
04	S-RUNNER	*	*	*	*						*	*	*	*						*					
92 - 98	SUPRA	*	*	*	*						*	*	*	*						*					
93 - 98	TT00	*	*	*	*						*	*	*	*						*					
95 - 02	TACOMA	*	*	*	*						*	*	*	*						*					
03	TACOMA	*	*	*	*						*	*	*	*						*					
04	TACOMA	*	*	*	*						*	*	*	*						*					
05 - 13	TACOMA	*	*	*	*				*		*	*	*	*						*	*				
14 - 15	TACOMA	*	*	*	*				*		*	*	*	*						*	*				
16	TACOMA	*	*	*	*	*			*	*	*	*	*	*						*	*				
17	TACOMA	*	*	*	*	*			*	*	*	*	*	*		*				*	*		*		
92	TERCEL	*	*	*	*						*	*	*	*						*					
93 - 99	TERCEL	*	*	*	*						*	*	*	*						*					
00 - 03	TUNDRA	*	*	*	*						*	*	*	*						*					
04	TUNDRA	*	*	*	*						*	*	*	*						*					
05 - 06	TUNDRA	*	*	*	*						*	*	*	*						*					
07	TUNDRA	*	*	*	*				*		*	*	*	*						*					
08 - 09	TUNDRA	*	*	*	*				*		*	*	*	*						*					
10 - 11	TUNDRA	*	*	*	*				*		*	*	*	*						*					
12 - 13	TUNDRA	*	*	*	*				*		*	*	*	*						*	*				
14	TUNDRA	*	*	*	*				*	*	*	*	*	*						*	*				
15	TUNDRA	*	*	*	*				*	*	*	*	*	*						*	*				
16	TUNDRA	*	*	*	*				*	*	*	*	*	*						*	*				
17	TUNDRA	*	*	*	*	*			*	*	*	*	*	*		*				*	*				
09 - 12	VENZA	*	*	*	*	*					*	*	*	*		*				*	*				
13	VENZA	*	*	*	*	*					*	*	*	*		*				*	*				
14	VENZA	*	*	*	*	*				*	*	*	*	*		*				*	*				
15	VENZA	*	*	*	*	*				*	*	*	*	*		*				*	*				
16	VENZA	*	*	*	*	*				*	*	*	*	*		*				*	*				
05	X-RUNNER	*	*	*	*						*	*	*	*						*					
06 - 13	X-RUNNER	*	*	*	*	*					*	*	*	*		*				*	*				
14 - 15	X-RUNNER	*	*	*	*	*					*	*	*	*		*				*	*				
06 - 12	YARIS	*	*	*	*						*	*	*	*		*				*	*				
13	YARIS	*	*	*	*						*	*	*	*		*				*	*				
14 - 15	YARIS	*	*	*	*						*	*	*	*		*				*	*				
16	YARIS	*	*	*	*						*	*	*	*		*				*	*				
17	YARIS	*	*	*	*	*			*	*	*	*	*	*		*				*	*				

# TOYOTA VEHICLE DIAGNOSTIC COVERAGE

## TOYOTA

New or significantly enhanced coverage

17.4

YEARS	MODEL	MULTI FUNCTION / CRUISE CONTROL	NAVIGATION	OCCUPANT	PARKING AID / PARKING SENSOR	PM1 / PM2 GATEWAY	POWER SEAT / MIRROR	POWER SOURCE	POWER WINDOWS / SUNROOF / SUNSHADE	PRE COLLISION	RAIN SENSOR	REMOTE ENGINE STARTER	SMART CITY BRAKE	SMART KEY ACCESS	SUSPENSION	TILT / TELESCOPIC	TPMS	TRAILER BRAKE CONTROL	WHEEL ALIGNMENT
92 - 95	4 RUNNER																		
96 - 00	4 RUNNER																		
01 - 02	4 RUNNER	*																	*
03	4 RUNNER	*																	*
04 - 09	4 RUNNER	*		*													*		*
10 - 11	4 RUNNER	*		*		*		*				*			*		*		*
12 - 13	4 RUNNER	*		*		*		*				*			*		*		*
14	4 RUNNER	*		*		*	*	*				*			*		*		*
15	4 RUNNER	*		*		*	*	*				*			*		*		*
16	4 RUNNER	*		*		*	*	*				*			*		*		*
17	4 RUNNER	*	*	*		*	*	*				*			*		*		*
17	86	*		*			*						*				*		*
95 - 03	AVALON																		
04	AVALON			*															*
05 - 06	AVALON	*		*			*												*
07 - 09	AVALON	*		*			*										*		*
10	AVALON	*		*			*										*		*
11	AVALON	*		*			*										*		*
12	AVALON	*		*			*										*		*
13	AVALON	*		*			*	*									*		*
14	AVALON	*		*			*	*									*		*
15	AVALON	*		*			*	*									*		*
16	AVALON	*		*			*	*									*		*
17	AVALON	*	*	*			*	*	*				*				*		*
13 - 14	AVALON HYBRID	*		*		*	*	*				*					*		*
15	AVALON HYBRID	*		*		*	*	*				*					*		*
16	AVALON HYBRID	*		*		*	*	*				*					*		*
17	AVALON HYBRID	*	*	*		*	*	*	*			*					*		*
92 - 01	CAMRY																		
02	CAMRY	*																	*
03	CAMRY	*																	*
04 - 06	CAMRY	*		*															*
07 - 09	CAMRY	*		*													*		*
10 - 11	CAMRY	*		*				*									*		*
12	CAMRY	*		*				*				*					*		*
13	CAMRY	*		*			*	*				*					*		*
14	CAMRY	*		*			*	*				*					*		*
15	CAMRY	*		*			*	*				*					*		*
16	CAMRY	*		*		*	*	*				*					*		*
17	CAMRY	*	*	*		*	*	*	*			*					*		*
07 - 09	CAMRY HYBRID	*		*			*	*				*					*		*
10 - 11	CAMRY HYBRID	*		*			*	*				*					*		*
12	CAMRY HYBRID	*		*		*	*	*				*					*		*
13	CAMRY HYBRID	*		*		*	*	*				*					*		*
14	CAMRY HYBRID	*		*		*	*	*				*					*		*
15	CAMRY HYBRID	*		*		*	*	*				*					*		*
16	CAMRY HYBRID	*		*		*	*	*				*					*		*
17	CAMRY HYBRID	*	*	*		*	*	*	*			*		*			*		*
92 - 01	CELICA																		
02 - 05	CELICA	*																	
92	COROLLA																		
93 - 04	COROLLA																		
05 - 08	COROLLA	*		*															*
09	COROLLA	*		*													*		*
10 - 11	COROLLA	*		*													*		*
12 - 13	COROLLA	*		*													*		*
14	COROLLA	*		*			*	*									*		*
15	COROLLA	*		*			*	*									*		*
16	COROLLA	*		*			*	*									*		*
17	COROLLA	*	*	*		*	*	*	*			*					*		*
00 - 03	ECHO																		
04	ECHO																		
05	ECHO																		
07	FJ CRUISER	*		*															*
08 - 09	FJ CRUISER	*		*													*		*
10	FJ CRUISER	*		*													*		*
11 - 12	FJ CRUISER	*		*													*		*
13	FJ CRUISER	*		*													*		*
14	FJ CRUISER	*		*			*	*									*		*
01	HIGHLANDER							*											*
02	HIGHLANDER							*											*
03	HIGHLANDER							*											*
04 - 06	HIGHLANDER	*		*				*											*
07	HIGHLANDER	*		*				*											*
08 - 09	HIGHLANDER	*		*				*									*		*


# TOYOTA VEHICLE DIAGNOSTIC COVERAGE


## TOYOTA

New or significantly enhanced coverage

17.4

YEARS	MODEL	MULTI FUNCTION / CRUISE CONTROL	NAVIGATION	OCCUPANT	PARKING AID / PARKING SENSOR	PM1 / PM2 GATEWAY	POWER SEAT / MIRROR	POWER SOURCE	POWER WINDOWS / SUNROOF / SUNSHADE	PRE COLLISION	RAIN SENSOR	REMOTE ENGINE STARTER	SMART CITY BRAKE	SMART KEY ACCESS	SUSPENSION	TILT / TELESCOPIC	TPMS	TRAILER BRAKE CONTROL	WHEEL ALIGNMENT
10 - 11	HIGHLANDER	*		*				*									*		*
12 - 13	HIGHLANDER	*		*				*									*		*
14	HIGHLANDER	*		*	*		*	*									*		*
15	HIGHLANDER	*		*	*		*	*									*		*
16	HIGHLANDER	*		*	*		*	*									*		*
17	HIGHLANDER	*	*	*	*		*	*	*	*			*				*		*
06 - 07	HIGHLANDER HYBRID	*		*				*									*		*
08	HIGHLANDER HYBRID	*		*				*									*		*
09	HIGHLANDER HYBRID	*		*				*									*		*
10	HIGHLANDER HYBRID	*		*				*									*		*
11	HIGHLANDER HYBRID	*		*				*									*		*
12	HIGHLANDER HYBRID	*		*				*									*		*
13	HIGHLANDER HYBRID	*		*				*									*		*
14	HIGHLANDER HYBRID	*		*	*	*	*	*									*		*
15	HIGHLANDER HYBRID	*		*	*	*	*	*									*		*
16	HIGHLANDER HYBRID	*		*	*	*	*	*									*		*
17	HIGHLANDER HYBRID	*	*	*	*	*	*	*	*	*			*				*		*
92	LAND CRUISER																		
93 - 94	LAND CRUISER																		
95 - 99	LAND CRUISER																		
00 - 01	LAND CRUISER	*																	*
02	LAND CRUISER	*																	*
03 - 04	LAND CRUISER	*																	*
05	LAND CRUISER	*		*													*		*
06	LAND CRUISER	*		*										*			*		*
07	LAND CRUISER	*		*			*							*			*		*
08 - 09	LAND CRUISER	*		*			*		*					*			*		*
10 - 11	LAND CRUISER	*		*			*		*		*			*			*		*
12	LAND CRUISER	*		*			*		*		*			*			*		*
13	LAND CRUISER	*		*	*		*		*		*			*		*	*		*
14 - 15	LAND CRUISER	*		*	*		*		*		*			*		*	*		*
16	LAND CRUISER	*		*	*		*		*		*			*		*	*		*
17	LAND CRUISER	*	*	*	*	*	*	*	*	*			*			*	*		*
03 - 04	MATRIX																		*
05 - 07	MATRIX	*		*															*
08	MATRIX	*		*													*		*
09	MATRIX	*		*													*		*
10	MATRIX	*		*													*		*
11 - 13	MATRIX	*		*													*		*
14	MATRIX	*		*													*		*
92 - 95	MR2																		
00	MR2																		
01	MR2	*																	*
02 - 05	MR2	*																	*
92	PASEO																		
93 - 98	PASEO																		
92 - 94	PICKUP																		
95	PICKUP																		
98 - 02	PRERUNNER																		
03 - 04	PRERUNNER	*		*															*
05 - 13	PRERUNNER	*		*													*		*
14 - 15	PRERUNNER	*		*													*		*
92 - 97	PREVIA																		
01	PRIUS	*		*															*
02 - 03	PRIUS	*		*															*
04 - 05	PRIUS	*		*													*		*
06	PRIUS	*		*				*									*		*
07 - 09	PRIUS	*		*				*									*		*
10 - 11	PRIUS	*		*	*	*	*	*			*						*		*
12	PRIUS	*		*	*	*	*	*			*						*		*
13 - 14	PRIUS	*		*	*	*	*	*			*						*		*
15	PRIUS	*		*	*	*	*	*			*						*		*
16	PRIUS	*		*	*	*	*	*			*						*		*
17	PRIUS	*	*	*	*	*	*	*	*	*	*		*				*		*
96 - 03	RAV4																		*
04 - 05	RAV4	*		*				*									*		*
06 - 08	RAV4	*		*				*									*		*
09 - 11	RAV4	*		*			*	*									*		*
12	RAV4	*		*			*	*									*		*
13	RAV4	*		*			*	*									*		*
14 - 15	RAV4	*		*			*	*									*		*
16	RAV4	*		*			*	*									*		*
17	RAV4	*	*	*	*	*	*	*	*	*		*				*	*		*
16	RAV4 HYBRID	*		*			*	*					*				*		*
17	RAV4 HYBRID	*	*	*	*	*	*	*	*	*		*				*	*		*
01	SEQUOIA	*		*				*									*		*

Return to home 

Return to makes 


# TOYOTA VEHICLE DIAGNOSTIC COVERAGE


## TOYOTA

New or significantly enhanced coverage

17.4

YEARS	MODEL	MULTI FUNCTION / CRUISE CONTROL	NAVIGATION	OCCUPANT	PARKING AID / PARKING SENSOR	PM1 / PM2 GATEWAY	POWER SEAT / MIRROR	POWER SOURCE	POWER WINDOWS / SUNROOF / SUNSHADE	PRE COLLISION	RAIN SENSOR	REMOTE ENGINE STARTER	SMART CITY BRAKE	SMART KEY ACCESS	SUSPENSION	TILT / TELESCOPIC	TPMS	TRAILER BRAKE CONTROL	WHEEL ALIGNMENT
02 - 04	SEQUOIA	*							*										*
05 - 06	SEQUOIA	*		*					*						*		*		*
07	SEQUOIA	*		*			*		*						*		*		*
08 - 09	SEQUOIA	*		*			*		*						*		*		*
10	SEQUOIA	*		*			*		*						*		*		*
11	SEQUOIA	*		*			*		*						*		*		*
12	SEQUOIA	*		*			*		*						*		*		*
13	SEQUOIA	*		*			*		*						*		*		*
14	SEQUOIA	*		*		*	*		*						*		*		*
15	SEQUOIA	*		*		*	*		*						*		*		*
16	SEQUOIA	*		*		*	*		*						*		*		*
17	SEQUOIA	*	*	*		*	*	*	*					*	*	*		*	*
98 - 01	SIENNA																		*
02 - 03	SIENNA			*															*
04 - 05	SIENNA	*		*															*
06	SIENNA	*		*			*												*
07 - 08	SIENNA	*		*			*										*		*
09	SIENNA	*		*			*				*						*		*
10	SIENNA	*		*			*				*						*		*
11 - 12	SIENNA	*		*	*	*	*	*			*	*					*		*
13	SIENNA	*		*	*	*	*	*			*	*					*		*
14 - 16	SIENNA	*		*	*	*	*	*			*	*					*		*
17	SIENNA	*	*	*	*	*	*	*	*	*	*		*				*		*
99 - 01	SOLARA																		*
02 - 03	SOLARA	*																	*
04 - 06	SOLARA	*		*															*
07 - 09	SOLARA	*		*													*		*
02	S-RUNNER																	*	*
03	S-RUNNER	*																*	*
04	S-RUNNER	*																*	*
92 - 98	SUPRA																		
93 - 98	T100																		
95 - 02	TACOMA																		
03	TACOMA	*																	*
04	TACOMA	*																	*
05 - 13	TACOMA	*		*													*		*
14 - 15	TACOMA	*		*													*		*
16	TACOMA	*		*	*	*	*	*	*								*		*
17	TACOMA	*	*	*	*	*	*	*	*	*							*		*
92	TERCEL																		
93 - 99	TERCEL																		
00 - 03	TUNDRA	*							*										*
04	TUNDRA	*							*										*
05 - 06	TUNDRA	*		*					*								*		*
07	TUNDRA	*		*			*		*								*		*
08 - 09	TUNDRA	*		*			*		*								*		*
10 - 11	TUNDRA	*		*			*		*								*		*
12 - 13	TUNDRA	*		*			*		*						*		*		*
14	TUNDRA	*		*			*		*						*		*		*
15	TUNDRA	*		*			*		*						*		*		*
16	TUNDRA	*		*			*		*						*		*		*
17	TUNDRA	*	*	*		*	*	*	*					*	*	*	*		*
09 - 12	VENZA	*		*		*	*	*	*		*				*	*	*		*
13	VENZA	*		*		*	*	*	*		*				*	*	*		*
14	VENZA	*		*		*	*	*	*		*				*	*	*		*
15	VENZA	*		*		*	*	*	*		*				*	*	*		*
16	VENZA	*		*		*	*	*	*		*				*	*	*		*
05	X-RUNNER	*																*	*
06 - 13	X-RUNNER	*		*													*		*
14 - 15	X-RUNNER	*		*													*		*
06 - 12	YARIS	*		*													*		*
13	YARIS	*		*													*		*
14 - 15	YARIS	*		*													*		*
16	YARIS	*		*													*		*
17	YARIS	*		*							*	*	*	*	*	*	*		*

Return to home 

Return to makes 

# VOLKSWAGEN VEHICLE DIAGNOSTIC COVERAGE

## VOLKSWAGEN

New or significantly enhanced coverage

17.4

YEARS	MODEL	ENGINE	TRANS	ABS	AIRBAG	4WD	ANTI SLIP CONTROL	AUDIO / NAVI / TELEMATICS	BACK-UP CAMERA	BATTERY MGMT	BATTERY REGULATION	BELT TENSIONER	BODY / COMFORT	BODY ELECTRONICS	BRAKE ELECTRONICS	CAN / DIAG DATA GATEWAY	CENTRAL ELECTRONICS	CHASSIS CONTROL	CLIMATE CONTROL	CLUTCH ELECTRONICS	DIGITAL RADIO	DISTANCE CONTROL	DOOR LOCK SYSTEM	DOOR MODULES	DRIVER IDENTIFICATION	
92 - 93	CABRIOLET	*	*	*	*								*					*	*							
95 - 99	CABRIOLET	*	*	*	*					*			*					*	*							
00 - 01	CABRIOLET	*	*	*	*					*			*					*	*							
02 - 03	CABRIOLET	*	*	*	*					*			*					*	*							
92 - 95	CORRADO	*	*	*	*					*			*					*	*							
09 - 10	CC																									
11	CC	*	*	*	*	*				*			*		*			*	*			*	*	*	*	
12	CC	*	*	*	*	*		*	*	*		*	*	*	*	*	*	*	*	*	*	*	*	*	*	*
13 - 14	CC	*	*	*	*	*		*	*	*		*	*	*	*	*	*	*	*	*	*	*	*	*	*	*
15	CC	*	*	*	*	*		*	*	*		*	*	*	*	*	*	*	*	*	*	*	*	*	*	*
16	CC	*	*	*	*	*		*	*	*		*	*	*	*	*	*	*	*	*	*	*	*	*	*	*
16	E-GOLF	*	*	*	*	*		*	*	*		*	*	*	*	*	*	*	*	*	*	*	*	*	*	*
06	EOS	*	*	*	*	*		*	*	*		*	*	*	*	*	*	*	*	*	*	*	*	*	*	*
07	EOS	*	*	*	*	*		*	*	*		*	*	*	*	*	*	*	*	*	*	*	*	*	*	*
08 - 09	EOS	*	*	*	*	*		*	*	*		*	*	*	*	*	*	*	*	*	*	*	*	*	*	*
10	EOS	*	*	*	*	*		*	*	*		*	*	*	*	*	*	*	*	*	*	*	*	*	*	*
11 - 12	EOS	*	*	*	*	*		*	*	*		*	*	*	*	*	*	*	*	*	*	*	*	*	*	*
13 - 14	EOS	*	*	*	*	*		*	*	*		*	*	*	*	*	*	*	*	*	*	*	*	*	*	*
15	EOS	*	*	*	*	*		*	*	*		*	*	*	*	*	*	*	*	*	*	*	*	*	*	*
16	EOS	*	*	*	*	*		*	*	*		*	*	*	*	*	*	*	*	*	*	*	*	*	*	*
93 - 97	EUROVAN	*	*	*	*	*				*			*					*	*							
99	EUROVAN	*	*	*	*	*				*			*					*	*							
00	EUROVAN	*	*	*	*	*				*			*					*	*							
01 - 03	EUROVAN	*	*	*	*	*				*			*		*			*	*							
92 - 93	FOX	*	*	*	*	*				*			*					*	*							
09	GOLF CITY	*	*	*	*	*		*		*			*		*			*	*					*		
92 - 99	GOLF/JETTA/GTI	*	*	*	*	*				*			*					*	*							
00 - 04	GOLF/GTI	*	*	*	*	*				*			*					*	*							
05 - 07	GOLF/GTI	*	*	*	*	*				*			*			*		*	*						*	
08 - 09	GOLF/GTI	*	*	*	*	*				*		*	*	*	*	*	*	*	*	*	*	*	*	*	*	*
10	GOLF	*	*	*	*	*				*		*	*	*	*	*	*	*	*	*	*	*	*	*	*	*
11	GOLF/GTI	*	*	*	*	*		*	*	*		*	*	*	*	*	*	*	*	*	*	*	*	*	*	*
12	GOLF/GTI	*	*	*	*	*		*	*	*		*	*	*	*	*	*	*	*	*	*	*	*	*	*	*
13	GOLF/GTI	*	*	*	*	*		*	*	*		*	*	*	*	*	*	*	*	*	*	*	*	*	*	*
13	GOLF/GTI HYBRID	*	*	*	*	*		*	*	*		*	*	*	*	*	*	*	*	*	*	*	*	*	*	*
14	GOLF/GTI/JETTA	*	*	*	*	*		*	*	*		*	*	*	*	*	*	*	*	*	*	*	*	*	*	*
15	GOLF																									
16	GOLF	*	*	*	*	*		*		*		*	*	*	*	*	*	*	*	*	*	*	*	*	*	*
15	GOLF R										*					*	*	*	*	*	*	*	*	*	*	*
16	GOLF R	*	*	*	*	*		*		*		*	*	*	*	*	*	*	*	*	*	*	*	*	*	*
10	GTI	*	*	*	*	*				*		*	*	*	*	*	*	*	*	*	*	*	*	*	*	*
15	GTI											*	*	*	*	*	*	*	*	*	*	*	*	*	*	*
16	GTI	*	*	*	*	*		*		*		*	*	*	*	*	*	*	*	*	*	*	*	*	*	*
99	NEW JETTA	*	*	*	*	*				*			*					*	*							
00 - 01	JETTA	*	*	*	*	*				*			*					*	*							
02 - 04	JETTA	*	*	*	*	*				*			*		*			*	*							
05	JETTA	*	*	*	*	*				*			*		*			*	*							
06	JETTA	*	*	*	*	*		*		*		*	*	*	*	*	*	*	*	*	*	*	*	*	*	*
07	JETTA	*	*	*	*	*		*		*		*	*	*	*	*	*	*	*	*	*	*	*	*	*	*
08 - 09	JETTA	*	*	*	*	*		*		*		*	*	*	*	*	*	*	*	*	*	*	*	*	*	*
10	JETTA	*	*	*	*	*		*		*		*	*	*	*	*	*	*	*	*	*	*	*	*	*	*
11	JETTA	*	*	*	*	*		*		*		*	*	*	*	*	*	*	*	*	*	*	*	*	*	*

# VOLKSWAGEN VEHICLE DIAGNOSTIC COVERAGE

## VOLKSWAGEN

New or significantly enhanced coverage

17.4

YEARS	MODEL	ENGINE	TRANS	ABS	AIRBAG	4WD	ANTI SLIP CONTROL	AUDIO / NAVI / TELEMATICS	BACK-UP CAMERA	BATTERY MGMT	BATTERY REGULATION	BELT TENSIONER	BODY / COMFORT	BODY ELECTRONICS	BRAKE ELECTRONICS	CAN / DIAG DATA GATEWAY	CENTRAL ELECTRONICS	CHASSIS CONTROL	CLIMATE CONTROL	CLUTCH ELECTRONICS	DIGITAL RADIO	DISTANCE CONTROL	DOOR LOCK SYSTEM	DOOR MODULES	DRIVER IDENTIFICATION
12	JETTA	*	*	*	*	*		*		*		*	*	*	*	*			*		*		*	*	
13	JETTA	*	*	*	*	*		*		*		*	*	*	*	*			*		*		*	*	
14	JETTA	*	*	*	*	*		*		*		*	*	*	*	*			*		*		*	*	
16	JETTA	*	*	*	*	*		*		*	*	*	*	*	*	*	*			*		*	*	*	*
13	JETTA HYBRID	*	*	*	*	*		*		*	*	*	*	*	*	*	*			*		*	*	*	*
14 - 15	JETTA HYBRID	*	*	*	*	*		*		*	*	*	*	*	*	*	*			*		*	*	*	*
16	JETTA HYBRID	*	*	*	*	*		*		*	*	*	*	*	*	*	*			*		*	*	*	*
11	JETTA SPORT WAGON	*	*	*	*	*		*		*	*	*	*	*	*	*	*			*		*	*	*	*
98 - 99	NEW BEETLE	*	*	*	*	*		*		*	*	*	*	*	*	*	*	*	*	*	*	*	*	*	*
00 - 02	NEW BEETLE	*	*	*	*	*		*		*	*	*	*	*	*	*	*	*	*	*	*	*	*	*	*
03	NEW BEETLE	*	*	*	*	*		*		*	*	*	*	*	*	*	*	*	*	*	*	*	*	*	*
04	NEW BEETLE	*	*	*	*	*		*		*	*	*	*	*	*	*	*	*	*	*	*	*	*	*	*
05 - 10	NEW BEETLE	*	*	*	*	*		*		*	*	*	*	*	*	*	*	*	*	*	*	*	*	*	*
11	NEW BEETLE	*	*	*	*	*		*		*	*	*	*	*	*	*	*	*	*	*	*	*	*	*	*
12	NEW BEETLE	*	*	*	*	*		*		*	*	*	*	*	*	*	*	*	*	*	*	*	*	*	*
13	NEW BEETLE	*	*	*	*	*		*		*	*	*	*	*	*	*	*	*	*	*	*	*	*	*	*
00 - 03	BEETLE																								
10	BEETLE																								
12 - 13	BEETLE																								
14	BEETLE	*	*	*	*	*		*		*	*	*	*	*	*	*	*	*	*	*	*	*	*	*	*
15	BEETLE	*	*	*	*	*		*		*	*	*	*	*	*	*	*	*	*	*	*	*	*	*	*
16	BEETLE	*	*	*	*	*		*		*	*	*	*	*	*	*	*	*	*	*	*	*	*	*	*
03	NEW BEETLE CABRIO	*	*	*	*	*		*		*	*	*	*	*	*	*	*	*	*	*	*	*	*	*	*
04	NEW BEETLE CABRIO	*	*	*	*	*		*		*	*	*	*	*	*	*	*	*	*	*	*	*	*	*	*
05 - 09	NEW BEETLE CABRIO	*	*	*	*	*		*		*	*	*	*	*	*	*	*	*	*	*	*	*	*	*	*
10	NEW BEETLE CABRIO	*	*	*	*	*		*		*	*	*	*	*	*	*	*	*	*	*	*	*	*	*	*
11	NEW BEETLE CABRIO	*	*	*	*	*		*		*	*	*	*	*	*	*	*	*	*	*	*	*	*	*	*
92 - 99	PASSAT	*	*	*	*	*		*		*	*	*	*	*	*	*	*	*	*	*	*	*	*	*	*
00 - 01	PASSAT	*	*	*	*	*		*		*	*	*	*	*	*	*	*	*	*	*	*	*	*	*	*
02 - 03	PASSAT	*	*	*	*	*		*		*	*	*	*	*	*	*	*	*	*	*	*	*	*	*	*
04	PASSAT	*	*	*	*	*		*		*	*	*	*	*	*	*	*	*	*	*	*	*	*	*	*
05	PASSAT	*	*	*	*	*		*		*	*	*	*	*	*	*	*	*	*	*	*	*	*	*	*
06 - 08	PASSAT	*	*	*	*	*		*		*	*	*	*	*	*	*	*	*	*	*	*	*	*	*	*
09	PASSAT	*	*	*	*	*		*		*	*	*	*	*	*	*	*	*	*	*	*	*	*	*	*
10	PASSAT	*	*	*	*	*		*		*	*	*	*	*	*	*	*	*	*	*	*	*	*	*	*
11	PASSAT	*	*	*	*	*		*		*	*	*	*	*	*	*	*	*	*	*	*	*	*	*	*
12	PASSAT	*	*	*	*	*		*		*	*	*	*	*	*	*	*	*	*	*	*	*	*	*	*
13	PASSAT	*	*	*	*	*		*		*	*	*	*	*	*	*	*	*	*	*	*	*	*	*	*
14	PASSAT	*	*	*	*	*		*		*	*	*	*	*	*	*	*	*	*	*	*	*	*	*	*
15	PASSAT	*	*	*	*	*		*		*	*	*	*	*	*	*	*	*	*	*	*	*	*	*	*
16	PASSAT	*	*	*	*	*	*	*	*	*	*	*	*	*	*	*	*	*	*	*	*	*	*	*	*
04	PHAETON	*	*	*	*	*		*		*	*	*	*	*	*	*	*	*	*	*	*	*	*	*	*
05 - 06	PHAETON	*	*	*	*	*		*		*	*	*	*	*	*	*	*	*	*	*	*	*	*	*	*
07 - 09	PHAETON	*	*	*	*	*		*		*	*	*	*	*	*	*	*	*	*	*	*	*	*	*	*
10	PHAETON	*	*	*	*	*		*		*	*	*	*	*	*	*	*	*	*	*	*	*	*	*	*
11	PHAETON	*	*	*	*	*		*		*	*	*	*	*	*	*	*	*	*	*	*	*	*	*	*
08 - 09	RABBIT	*	*	*	*	*		*		*	*	*	*	*	*	*	*	*	*	*	*	*	*	*	*
11	RABBIT	*	*	*	*	*		*		*	*	*	*	*	*	*	*	*	*	*	*	*	*	*	*
09 - 10	TIGUAN	*	*	*	*	*		*		*	*	*	*	*	*	*	*	*	*	*	*	*	*	*	*
11 - 12	TIGUAN	*	*	*	*	*		*		*	*	*	*	*	*	*	*	*	*	*	*	*	*	*	*
13 - 14	TIGUAN	*	*	*	*	*		*		*	*	*	*	*	*	*	*	*	*	*	*	*	*	*	*
15	TIGUAN	*	*	*	*	*		*		*	*	*	*	*	*	*	*	*	*	*	*	*	*	*	*
16	TIGUAN	*	*	*	*	*		*		*	*	*	*	*	*	*	*	*	*	*	*	*	*	*	*
04	TOUAREG	*	*	*	*	*		*		*	*	*	*	*	*	*	*	*	*	*	*	*	*	*	*
05	TOUAREG	*	*	*	*	*		*		*	*	*	*	*	*	*	*	*	*	*	*	*	*	*	*
06 - 10	TOUAREG	*	*	*	*	*		*		*	*	*	*	*	*	*	*	*	*	*	*	*	*	*	*
11 - 14	TOUAREG	*	*	*	*	*		*		*	*	*	*	*	*	*	*	*	*	*	*	*	*	*	*
15	TOUAREG	*	*	*	*	*		*		*	*	*	*	*	*	*	*	*	*	*	*	*	*	*	*
16	TOUAREG	*	*	*	*	*		*		*	*	*	*	*	*	*	*	*	*	*	*	*	*	*	*
15	TOUAREG HYBRID	*	*	*	*	*		*		*	*	*	*	*	*	*	*	*	*	*	*	*	*	*	*

# VOLKSWAGEN VEHICLE DIAGNOSTIC COVERAGE

## VOLKSWAGEN

New or significantly enhanced coverage

17.4

YEARS	MODEL	ELECTRIC DRIVE	ELEC TRAILER MODULE	ELECTRONIC LEVEL CONTROL	ELECTRONIC ROOF CONTROL	ELEC WIPER CONTROL	HYBRID BATTERY	IMMO-BILIZER	INFORMATION ELECTRONICS	INSTRUMENT	KEYLESS ENTRY	LANE ASSIST / POSITION SENSING	PARK ASSIST	SEAT & MIRROR	SERVICE INTERVAL RESET	SPEECH CONTROL	START AUTHORIZATION	STEERING ASSIST	STEERING WHEEL ELECTRONICS	SUSPENSION	SYSTEM SELECTION SCAN	TELEPHONE	THERMAL MGMT	TPMS	TRUNK ELECTRONICS	
92 - 93	CABRIOLET									*														*		
95 - 99	CABRIOLET									*							*								*	
00 - 01	CABRIOLET									*							*								*	
02 - 03	CABRIOLET									*							*								*	
92 - 95	CORRADO									*							*					*			*	
09 - 10	CC				*																				*	
11	CC				*				*	*	*	*	*	*	*	*	*	*	*	*	*	*	*	*	*	*
12	CC				*	*			*	*	*	*	*	*	*	*	*	*	*	*	*	*	*	*	*	*
13 - 14	CC				*	*			*	*	*	*	*	*	*	*	*	*	*	*	*	*	*	*	*	*
15	CC		*						*	*	*	*	*	*	*	*	*	*	*	*	*	*	*	*	*	*
16	CC		*						*	*	*	*	*	*	*	*	*	*	*	*	*	*	*	*	*	*
16	E-GOLF	*					*	*		*	*	*	*	*	*	*	*	*	*	*	*	*	*	*	*	*
06	EOS				*				*	*	*	*	*	*	*	*	*	*	*	*	*	*	*	*	*	*
07	EOS				*				*	*	*	*	*	*	*	*	*	*	*	*	*	*	*	*	*	*
08 - 09	EOS				*				*	*	*	*	*	*	*	*	*	*	*	*	*	*	*	*	*	*
10	EOS				*				*	*	*	*	*	*	*	*	*	*	*	*	*	*	*	*	*	*
11 - 12	EOS				*				*	*	*	*	*	*	*	*	*	*	*	*	*	*	*	*	*	*
13 - 14	EOS				*			*	*	*	*	*	*	*	*	*	*	*	*	*	*	*	*	*	*	*
15	EOS		*		*				*	*	*	*	*	*	*	*	*	*	*	*	*	*	*	*	*	*
16	EOS		*		*			*	*	*	*	*	*	*	*	*	*	*	*	*	*	*	*	*	*	*
93 - 97	EUROVAN								*	*	*	*	*	*	*	*	*	*	*	*	*	*	*	*	*	*
99	EUROVAN								*	*	*	*	*	*	*	*	*	*	*	*	*	*	*	*	*	*
00	EUROVAN								*	*	*	*	*	*	*	*	*	*	*	*	*	*	*	*	*	*
01 - 03	EUROVAN								*	*	*	*	*	*	*	*	*	*	*	*	*	*	*	*	*	*
92 - 93	FOX								*	*	*	*	*	*	*	*	*	*	*	*	*	*	*	*	*	*
09	GOLF CITY								*	*	*	*	*	*	*	*	*	*	*	*	*	*	*	*	*	*
92 - 99	GOLF/JETTA/GTI								*	*	*	*	*	*	*	*	*	*	*	*	*	*	*	*	*	*
00 - 04	GOLF/GTI								*	*	*	*	*	*	*	*	*	*	*	*	*	*	*	*	*	*
05 - 07	GOLF/GTI								*	*	*	*	*	*	*	*	*	*	*	*	*	*	*	*	*	*
08 - 09	GOLF/GTI								*	*	*	*	*	*	*	*	*	*	*	*	*	*	*	*	*	*
10	GOLF				*				*	*	*	*	*	*	*	*	*	*	*	*	*	*	*	*	*	*
11	GOLF/GTI				*	*			*	*	*	*	*	*	*	*	*	*	*	*	*	*	*	*	*	*
12	GOLF/GTI				*	*			*	*	*	*	*	*	*	*	*	*	*	*	*	*	*	*	*	*
13	GOLF/GTI				*	*		*	*	*	*	*	*	*	*	*	*	*	*	*	*	*	*	*	*	*
13	GOLF/GTI HYBRID				*	*		*	*	*	*	*	*	*	*	*	*	*	*	*	*	*	*	*	*	*
14	GOLF/GTI/JETTA				*	*			*	*	*	*	*	*	*	*	*	*	*	*	*	*	*	*	*	*
15	GOLF				*				*	*	*	*	*	*	*	*	*	*	*	*	*	*	*	*	*	*
16	GOLF		*		*			*	*	*	*	*	*	*	*	*	*	*	*	*	*	*	*	*	*	*
15	GOLF R				*			*	*	*	*	*	*	*	*	*	*	*	*	*	*	*	*	*	*	*
16	GOLF R		*		*			*	*	*	*	*	*	*	*	*	*	*	*	*	*	*	*	*	*	*
10	GTI				*				*	*	*	*	*	*	*	*	*	*	*	*	*	*	*	*	*	*
15	GTI				*			*	*	*	*	*	*	*	*	*	*	*	*	*	*	*	*	*	*	*
16	GTI		*		*			*	*	*	*	*	*	*	*	*	*	*	*	*	*	*	*	*	*	*
99	NEW JETTA								*	*	*	*	*	*	*	*	*	*	*	*	*	*	*	*	*	*
00 - 01	JETTA								*	*	*	*	*	*	*	*	*	*	*	*	*	*	*	*	*	*
02 - 04	JETTA								*	*	*	*	*	*	*	*	*	*	*	*	*	*	*	*	*	*
05	JETTA								*	*	*	*	*	*	*	*	*	*	*	*	*	*	*	*	*	*
06	JETTA								*	*	*	*	*	*	*	*	*	*	*	*	*	*	*	*	*	*
07	JETTA								*	*	*	*	*	*	*	*	*	*	*	*	*	*	*	*	*	*
08 - 09	JETTA								*	*	*	*	*	*	*	*	*	*	*	*	*	*	*	*	*	*
10	JETTA				*				*	*	*	*	*	*	*	*	*	*	*	*	*	*	*	*	*	*
11	JETTA				*	*			*	*	*	*	*	*	*	*	*	*	*	*	*	*	*	*	*	*



# VOLKSWAGEN VEHICLE DIAGNOSTIC COVERAGE

## VOLKSWAGEN

New or significantly enhanced coverage

17.4


YEARS	MODEL	VEHICLE THEFT DETERRENT / START AUTH- KESSY-ENTRY	WHEEL ALIGN- MENT	WHEEL DAMPENING ELECTRONICS	XENON LIGHTS / LEVEL CONTROL / LIGHT CONTROL
92 - 93	CABRIOLET	*			
95 - 99	CABRIOLET	*			
00 - 01	CABRIOLET	*	*		
02 - 03	CABRIOLET	*	*		
92 - 95	CORRADO	*			
09 - 10	CC			*	
11	CC	*	*	*	*
12	CC	*	*	*	*
13 - 14	CC	*	*	*	*
15	CC	*	*	*	*
16	CC	*	*	*	*
16	E-GOLF	*	*		*
06	EOS	*	*		*
07	EOS	*	*		*
08 - 09	EOS	*	*	*	*
10	EOS	*	*	*	*
11 - 12	EOS	*	*	*	*
13 - 14	EOS	*	*	*	*
15	EOS	*	*	*	*
16	EOS	*	*	*	*
93 - 97	EUROVAN	*			
99	EUROVAN	*			
00	EUROVAN	*	*		
01 - 03	EUROVAN	*	*		
92 - 93	FOX	*			
09	GOLF CITY		*		*
92 - 99	GOLF/JETTA/GTI	*			
00 - 04	GOLF/GTI	*	*		
05 - 07	GOLF/GTI	*	*		*
08 - 09	GOLF/GTI	*	*		*
10	GOLF	*	*	*	*
11	GOLF/GTI	*	*	*	*
12	GOLF/GTI	*	*	*	*
13	GOLF/GTI	*	*	*	*
13	GOLF/GTI HYBRID	*	*		*
14	GOLF/GTI/JETTA	*	*		
15	GOLF			*	
16	GOLF		*	*	*
15	GOLF R			*	
16	GOLF R		*	*	*
10	GTI	*	*		*
15	GTI			*	
16	GTI		*	*	*
99	NEW JETTA	*			
00 - 01	JETTA	*			
02 - 04	JETTA	*	*		
05	JETTA	*	*		
06	JETTA	*	*		
07	JETTA	*	*		
08 - 09	JETTA	*	*	*	
10	JETTA	*	*	*	
11	JETTA	*	*	*	*
12	JETTA	*	*	*	*
13	JETTA	*	*	*	*
14	JETTA			*	
16	JETTA		*	*	*
13	JETTA HYBRID	*	*	*	*
14 - 15	JETTA HYBRID			*	
16	JETTA HYBRID		*	*	*
11	JETTA SPORT WAGON	*	*		*


## VOLKSWAGEN

New or significantly enhanced coverage

17.4

YEARS	MODEL	VEHICLE THEFT DETERRENT / START AUTH- KESSY-ENTRY	WHEEL ALIGN- MENT	WHEEL DAMPENING ELECTRONICS	XENON LIGHTS / LEVEL CONTROL / LIGHT CONTROL
98 - 99	NEW BEETLE	*			
00 - 02	NEW BEETLE	*	*		
03	NEW BEETLE	*	*		
04	NEW BEETLE	*	*		
05 - 10	NEW BEETLE	*	*		
11	NEW BEETLE	*	*		*
12	NEW BEETLE	*	*		*
13	NEW BEETLE	*	*		
00 - 03	BEETLE				
10	BEETLE				
12 - 13	BEETLE			*	
14	BEETLE	*	*		
15	BEETLE	*	*		*
16	BEETLE	*	*		*
03	NEW BEETLE CABRIO	*	*		
04	NEW BEETLE CABRIO	*	*		
05 - 09	NEW BEETLE CABRIO	*	*		
10	NEW BEETLE CABRIO	*	*		
11	NEW BEETLE CABRIO	*	*		*
92 - 99	PASSAT	*			
00 - 01	PASSAT	*	*		
02 - 03	PASSAT	*	*		
04	PASSAT	*	*		
05	PASSAT	*	*		
06 - 08	PASSAT	*	*	*	
09	PASSAT	*	*		
10	PASSAT	*	*		
11	PASSAT	*	*		*
12	PASSAT	*	*	*	*
13	PASSAT	*	*	*	*
14	PASSAT	*	*	*	*
15	PASSAT	*	*	*	*
16	PASSAT	*	*	*	*
04	PHAETON	*	*		
05 - 06	PHAETON	*	*	*	
07 - 09	PHAETON	*	*		
10	PHAETON	*	*	*	
11	PHAETON	*	*	*	*
08 - 09	RABBIT	*	*		
11	RABBIT	*	*		*
09 - 10	TIGUAN	*	*	*	*
11 - 12	TIGUAN	*	*	*	*
13 - 14	TIGUAN	*	*	*	*
15	TIGUAN	*	*	*	*
16	TIGUAN	*	*	*	*
04	TOUAREG	*	*		*
05	TOUAREG	*	*		*
06 - 10	TOUAREG	*	*		*
11 - 14	TOUAREG	*	*		*
15	TOUAREG	*	*		*
16	TOUAREG	*	*		*
15	TOUAREG HYBRID	*	*		*

Return to home 

Return to makes 

# VOLVO VEHICLE DIAGNOSTIC COVERAGE

## VOLVO

New or significantly enhanced coverage

17.4

YEARS	MODEL	ENGINE	TRANS	ABS / DYNAMIC STABILITY PROGRAM / DEM	AIRBAG	BODY ELECTRONICS	CENTRAL ELECTRONICS	CLIMATE CONTROL	CLOSING VELOCITY	DIFFERENTIAL ELECTRONIC MODULE	DOOR MODULES	DRIVER INFO MODULE	ELEC POWER STEERING	ELEC THROTTLE MODULE	FORWARD SENSING MODULE	HEADLAMP CONTROL MODULE	INFOTAINMENT CONTROL	INSTRUMENT	PARKING ASSIST	PARKING BRAKE	REMOTE DIGITAL AUDIO RECEIVER	SEAT MODULE	SERVICE INTERVAL RESET	STEERING ANGLE SENSOR	SUSPENSION	TAILGATE	TPMS	TRAILER MODULE	WHEEL ALIGNMENT	
07	C30	*	*	*	*	*		*			*	*	*				*		*		*	*	*				*	*	*	
08 - 12	C30	*	*	*	*	*		*			*	*	*			*	*		*		*	*	*	*				*	*	*
13	C30	*	*	*	*	*		*			*	*	*			*	*		*		*	*	*	*				*	*	*
00 - 02	C70	*	*	*	*	*		*			*	*	*	*			*	*		*		*	*	*				*	*	*
03 - 04	C70	*	*	*	*	*		*			*	*	*	*			*	*		*		*	*	*				*	*	*
06	C70	*	*	*	*	*		*			*	*	*	*			*	*		*		*	*	*				*	*	*
07	C70	*	*	*	*	*		*			*	*	*	*			*	*		*		*	*	*				*	*	*
08 - 13	C70	*	*	*	*	*		*			*	*	*	*			*	*		*		*	*	*				*	*	*
00 - 03	S40	*	*	*	*	*		*			*	*	*	*			*	*		*		*	*	*				*	*	*
04	S40	*	*	*	*	*		*			*	*	*	*			*	*		*		*	*	*				*	*	*
05 - 06	S40	*	*	*	*	*		*			*	*	*	*			*	*		*		*	*	*				*	*	*
07	S40	*	*	*	*	*		*			*	*	*	*			*	*		*		*	*	*				*	*	*
08 - 10	S40	*	*	*	*	*		*			*	*	*	*			*	*		*		*	*	*				*	*	*
11	S40	*	*	*	*	*		*			*	*	*	*			*	*		*		*	*	*				*	*	*
01 - 02	S60	*	*	*	*	*		*			*	*	*	*	*			*	*		*		*	*	*			*	*	*
03	S60	*	*	*	*	*		*			*	*	*	*	*			*	*		*		*	*	*			*	*	*
04	S60	*	*	*	*	*		*			*	*	*	*	*			*	*		*		*	*	*			*	*	*
05 - 06	S60	*	*	*	*	*		*			*	*	*	*	*			*	*		*		*	*	*			*	*	*
07 - 09	S60	*	*	*	*	*		*			*	*	*	*	*			*	*		*		*	*	*			*	*	*
11	S60	*	*	*	*	*		*	*	*	*	*	*	*	*			*	*	*	*	*	*	*	*	*	*	*	*	*
12 - 13	S60	*	*	*	*	*		*	*	*	*	*	*	*	*			*	*	*	*	*	*	*	*	*	*	*	*	*
14	S60	*	*	*	*	*		*	*	*	*	*	*	*	*			*	*	*	*	*	*	*	*	*	*	*	*	*
15	S60	*	*	*	*	*		*	*	*	*	*	*	*	*			*	*	*	*	*	*	*	*	*	*	*	*	*
16	S60	*	*	*	*	*	*	*	*	*	*	*	*	*	*	*			*	*	*	*	*	*	*	*	*	*	*	*
00	S70	*	*	*	*	*		*			*	*	*	*	*			*	*		*		*	*	*			*	*	*
00 - 01	S80	*	*	*	*	*		*			*	*	*	*	*	*			*	*		*	*	*	*	*	*	*	*	*
02 - 04	S80	*	*	*	*	*		*			*	*	*	*	*	*			*	*		*	*	*	*	*	*	*	*	*
05	S80	*	*	*	*	*		*			*	*	*	*	*	*			*	*		*	*	*	*	*	*	*	*	*
06	S80	*	*	*	*	*		*			*	*	*	*	*	*			*	*		*	*	*	*	*	*	*	*	*
07 - 11	S80	*	*	*	*	*		*			*	*	*	*	*	*			*	*		*	*	*	*	*	*	*	*	*
12 - 13	S80	*	*	*	*	*		*	*	*	*	*	*	*	*	*			*	*	*	*	*	*	*	*	*	*	*	*
14 - 15	S80	*	*	*	*	*		*	*	*	*	*	*	*	*	*			*	*	*	*	*	*	*	*	*	*	*	*
16	S80	*	*	*	*	*	*	*	*	*	*	*	*	*	*	*	*			*	*	*	*	*	*	*	*	*	*	*
00 - 04	V40	*	*	*	*	*		*			*	*	*	*	*			*	*		*		*	*	*			*	*	*
05 - 06	V50	*	*	*	*	*		*			*	*	*	*	*	*			*	*		*	*	*	*	*	*	*	*	*
07	V50	*	*	*	*	*		*			*	*	*	*	*	*			*	*		*	*	*	*	*	*	*	*	*
08 - 11	V50	*	*	*	*	*		*			*	*	*	*	*	*			*	*		*	*	*	*	*	*	*	*	*
15	V60	*	*	*	*	*		*	*	*	*	*	*	*	*	*			*	*	*	*	*	*	*	*	*	*	*	*
16	V60	*	*	*	*	*	*	*	*	*	*	*	*	*	*	*	*			*	*	*	*	*	*	*	*	*	*	*
00	V70	*	*	*	*	*		*			*	*	*	*	*	*			*	*		*	*	*	*	*	*	*	*	*
01	V70	*	*	*	*	*		*			*	*	*	*	*	*			*	*		*	*	*	*	*	*	*	*	*
02 - 03	V70	*	*	*	*	*		*			*	*	*	*	*	*			*	*		*	*	*	*	*	*	*	*	*
04	V70	*	*	*	*	*		*			*	*	*	*	*	*			*	*		*	*	*	*	*	*	*	*	*
05 - 06	V70	*	*	*	*	*		*			*	*	*	*	*	*			*	*		*	*	*	*	*	*	*	*	*
07	V70	*	*	*	*	*		*			*	*	*	*	*	*			*	*		*	*	*	*	*	*	*	*	*
08 - 10	V70	*	*	*	*	*		*			*	*	*	*	*	*			*	*		*	*	*	*	*	*	*	*	*
10 - 11	XC60	*	*	*	*	*		*	*	*	*	*	*	*	*	*			*	*	*	*	*	*	*	*	*	*	*	*
12	XC60	*	*	*	*	*		*	*	*	*	*	*	*	*	*			*	*	*	*	*	*	*	*	*	*	*	*
13	XC60	*	*	*	*	*		*	*	*	*	*	*	*	*	*			*	*	*	*	*	*	*	*	*	*	*	*
14	XC60	*	*	*	*	*		*	*	*	*	*	*	*	*	*			*	*	*	*	*	*	*	*	*	*	*	*
15	XC60	*	*	*	*	*		*	*	*	*	*	*	*	*	*			*	*	*	*	*	*	*	*	*	*	*	*
16	XC60	*	*	*	*	*	*	*	*	*	*	*	*	*	*	*	*			*	*	*	*	*	*	*	*	*	*	*
00	XC70	*	*	*	*	*		*			*	*	*	*	*	*			*	*		*	*	*	*	*	*	*	*	*
03 - 04	XC70	*	*	*	*	*		*			*	*	*	*	*	*			*	*		*	*	*	*	*	*	*	*	*
05 - 06	XC70	*	*	*	*	*		*			*	*	*	*	*	*			*	*		*	*	*	*	*	*	*	*	*
07	XC70	*	*	*	*	*		*			*	*	*	*	*	*			*	*		*	*	*	*	*	*	*	*	*
08 - 11	XC70	*	*	*	*	*		*			*	*	*	*	*	*			*	*	*	*	*	*	*	*	*	*	*	*
12	XC70	*	*	*	*	*		*	*	*	*	*	*	*	*	*			*	*	*	*	*	*	*	*	*	*	*	*
13 - 15	XC70	*	*	*	*	*		*	*	*	*	*	*	*	*	*			*	*	*	*	*	*	*	*	*	*	*	*
16	XC70	*	*	*	*	*	*	*	*	*	*	*	*	*	*	*	*			*	*	*	*	*	*	*	*	*	*	*
03 - 04	XC90	*	*	*	*	*		*			*	*	*	*	*	*			*	*		*	*	*	*	*	*	*	*	*
05	XC90	*	*	*	*	*		*			*	*	*	*	*	*			*	*		*	*	*	*	*	*	*	*	*
06	XC90	*	*	*	*	*		*			*	*	*	*	*	*			*	*		*	*	*	*	*	*	*	*	*
07 - 14	XC90	*	*	*	*	*		*			*	*	*	*	*	*			*	*	*	*	*	*	*	*	*	*	*	*

# PLATFORM ACCESSORIES

ETHOS® EDGE



MODIS™ ULTRA



VERDICT® & VERDICT SCAN



ETHOS® PLUS



SOLUS™ EDGE



VERUS® EDGE



ETHOS® PRO



SOLUS ULTRA®



VERUS® PRO



ETHOS® TECH



VANTAGE® PRO



ZEUS



MODIS™ EDGE



VANTAGE® ULTRA



ENHANCED | EXPANDED | EXCEPTIONAL

COLLISION REPAIR



Return to home





## ZEUS – STANDARD, OPTIONAL ACCESSORIES, KEYS AND ADAPTERS

### INCLUDED WITH ZEUS PURCHASE

Description	Part Number
ZEUS DISPLAY UNIT	EEMS342
COMPACT SCAN MODULE	
SCOPE MODULE M4	
Stylus Lanyard	2-24684A
Replacement Stylus and Tips	EAA0418L11A
Replacement Screen Protector, Tempered Glass	EAC0107L19A1
Power Cord	6-07121A
AC/DC Adapter	2-04339A
Battery Pack	EAA0418L05A
Wireless Scan Module USB Cable	EAX0068L02A
M4 USB Cable (9ft)	6-10622A
Soft Carry Case	EAK0333L20A

LSPI LEADS	
Yellow Channel 1	6-03022A
Green Channel 2	6-03122A
Blue Channel 3	6-03222A
Red Channel 4	6-03322A

LSPI CLIPS AND PROBES	
Black Alligator Clip	2-06433A1
Red Alligator Clip	2-06433A2
Blue Alligator Clip	2-06433A3
Yellow Alligator Clip	2-06433A4
Green Alligator Clip	2-06433A5
Black Test Probe	2-09542A1
Red Test Probe	2-09542A2

### OPTIONAL ACCESSORIES (sold as kits or separately)

Description	Part Number
<b>OBD-I DOM &amp; ASIAN ADAPTER KIT</b>	<b>EAK0351L01A</b>
Lighter Battery Power Cable	EAX0066L10B
Multi-1 Adapter	EAA0355L90B
Ford-4 Adapter	EAA0355L70A
Ford-1B Adapter	EAA0355L20C
General Motors-1 Adapter	EAA0355L10A
Nissan-1 Adapter	EAA0355L40A
Nissan-2 Adapter	EAA0355L58A
Mazda-1 Adapter	EAA0355L53A
Honda-1 Adapter	EAA0355L77A
Mitsubishi-1 Adapter <sup>†</sup>	EAA0355L55A
Toyota-1 Adapter	EAA0355L50A
Toyota-2 Adapter	EAA0355L52A
Kia-2 Adapter	EAA0355L92A
Chrysler-1 Adapter	EAA0355L30A
Chrysler-2 Adapter	EAA0355L31A
Multi-2 Adapter	EAA0355L42A
Jeep-1 Adapter	EAA0355L49A
Hyundai-2 Adapter	EAA0355L51A
Ground Leads	EAX0066L41A
Jumper Lead Set	EAX0066L43A

Key No.	Description	Part Number
<b>EUROPEAN SOFTWARE KEYS</b>		<b>EAK0301B06B</b>
<i>Use keys with OBD-I Cable Adapter and MB-1 Adapter</i>		
S17	Mercedes-Benz	MT2500S17
S20	Mercedes-Benz	MT2500S20
S21	Mercedes-Benz	MT2500S21
S27	Mercedes-Benz	MT2500S27
S33	Mercedes-Benz	MT2500S33
S34	Mercedes-Benz	MT2500S34
S51	Mercedes-Benz	EAP0268L35A
S64	Mercedes-Benz	EAP0268L70A
S74	Mercedes-Benz	EAP0293L00A

Description	Part Number
<b>EUROPEAN ADAPTERS AND KEYS</b>	<b>EAK0351L02A</b>
VW-1 Adapter	EAA0355L56A
MB-1 Adapter	EAA0355L62A
BM-1B Adapter	EAA0355L74A
MB-2A Adapter	EAA0355L75A
European Software Keys	EAK0301B06B

SMART VIA for HARLEY-DAVIDSON	EAK0347L01A
HAR-1 Adapter	
Power Sports DC Cable	EAX0066L07A
Cable Hook	EAC0131L00A
Nylon Carry Bag	8-09024A

WIRELESS SCOPE / METER	
Wireless 2-Channel Meter Kit	EAK0301B14A

OPTIONAL & REPLACEMENT CABLES	
OBD-II Extension Cable (DA-4EX)	EAX0072L01A
OBD-II to OBD-I Cable Adapter (DA-6)	EAX0068L27A
12V Power Cable / Battery Clip	EAX0066L04B
USB to Serial Adapter Cable	EAX0066L22A
SIA2000 Waste Spark Ignition Adapter Cable set	EETA309A15
Split Lead Adapter	EEMS301A05

OPTIONAL & REPLACEMENT ACCESSORIES	
Docking Station	EAA0418L04A
Precision Low Amps Probe	EETA308D
Replacement Battery for M2 Meter	2-04750A
Drawer Organizers for KRSC246 Cart	ZEUSFOAM2
Drawer Organizers for 3-series Carts	ZEUSFOAM3
Drawer Organizers for 4-series Carts	ZEUSFOAM4

<sup>†</sup> SOME APPLICATIONS REQUIRE ORIGINAL OBD-II ADAPTER (EAA0355L46C) AND K7A KEY TO BE USED WITH THE MITSU-1 ADAPTER.

PLATFORM ACCESSORIES



Return to home





## VERUS® EDGE – STANDARD, OPTIONAL ACCESSORIES, KEYS AND ADAPTERS SOFTWARE UPGRADE 17.4

17.2 CUSTOMER LOYALTY – EESP330U2

UPGRADE 16.4 OR EARLIER CUSTOMER – EESP330U1

### INCLUDED WITH VERUS EDGE PURCHASE

Description	Part Number
VERUS EDGE DISPLAY UNIT	EEMS330
SCAN MODULE	
SCOPE MODULE M4	
Stylus Lanyard	2-24684A
Replacement Stylus and Tips	EAA0418L11A
Replacement Screen Protector, Tempered Glass	EAC0107L19A1
Power Cord	6-07121A
AC/DC Adapter	2-04339A
Battery Pack	EAA0418L05A
OBD-II Cable (DA-4)	EAX0068L00C
Wireless Scan Module USB Cable	EAX0068L02A
M4 USB Cable (9ft)	6-10622A
Soft Carry Case	EAK0333L20A

### LSPI LEADS

Yellow Channel 1	6-03022A
Green Channel 2	6-03122A
Blue Channel 3	6-03222A
Red Channel 4	6-03322A

### LSPI CLIPS AND PROBES

Black Alligator Clip	2-06433A1
Red Alligator Clip	2-06433A2
Blue Alligator Clip	2-06433A3
Yellow Alligator Clip	2-06433A4
Green Alligator Clip	2-06433A5
Black Test Probe	2-09542A1
Red Test Probe	2-09542A2

### OPTIONAL ACCESSORIES (sold as kits or separately)

Description	Part Number	Description	Part Number
<b>OBD-I ADAPTER KIT</b>	<b>EAK0301B10A</b>	<b>EUROPEAN ACTIVATION &amp; ACCESSORIES</b>	
OBD-II to OBD-I Data Cable Converter (DA-5)	EAA0355L93A	European Software Activation	EESP330E
Lighter Battery Power Cable	EAX0066L10B	European Adapters and Key Kit	EAK0301B07C
Multi-1 Adapter	EAA0355L90B		
Ford-4 Adapter	EAA0355L70A	<b>EUROPEAN ADAPTERS AND KEYS</b>	<b>EAK0301B07C</b>
Ford-1B Adapter	EAA0355L20C	OBD-II to OBD-I Data Cable Converter (DA-5)	EAA0355L93A
General Motors-1 Adapter	EAA0355L10A	Volkswagen-1 Adapter	EAA0355L56A
Nissan-1 Adapter	EAA0355L40A	MB-1 Adapter	EAA0355L62A
Nissan-2 Adapter	EAA0355L58A	BM-1B Adapter	EAA0355L74A
Mazda-1 Adapter	EAA0355L53A	MB-2A Adapter	EAA0355L75A
Honda-1 Adapter	EAA0355L77A	European Software Keys	EAK0301B06B
Mitsubishi-1 Adapter†	EAA0355L55A		
Toyota-1 Adapter	EAA0355L50A	<b>SMART VIA for HARLEY-DAVIDSON</b>	<b>EAK0347L01A</b>
Toyota-2 Adapter	EAA0355L52A	HAR-1 Adapter	
Kia-2 Adapter	EAA0355L92A	Power Sports DC Cable	EAX0066L07A
Chrysler-1 Adapter	EAA0355L30A	Cable Hook	EAC0131L00A
Chrysler-2 Adapter	EAA0355L31A	Nylon Carry Bag	8-09024A
Multi-2 Adapter	EAA0355L42A		
Jeep-1 Adapter	EAA0355L49A	<b>WIRELESS SCOPE / METER</b>	
Hyundai-2 Adapter	EAA0355L51A	Wireless 2-Channel Meter Kit	EAK0301B14A
Ground Leads	EAX0066L41A		
Jumper Lead Set	EAX0066L43A	<b>OPTIONAL &amp; REPLACEMENT CABLES</b>	

Key No.	Description	Part Number
<b>OPTIONAL EUROPEAN SOFTWARE KEYS</b>		
<b>EAK0301B06B</b>		
<i>Use keys with OBD-I Data Cable and MB-1 Adapter</i>		
S17	Mercedes-Benz	MT2500S17
S20	Mercedes-Benz	MT2500S20
S21	Mercedes-Benz	MT2500S21
S27	Mercedes-Benz	MT2500S27
S33	Mercedes-Benz	MT2500S33
S34	Mercedes-Benz	MT2500S34
S51	Mercedes-Benz	EAP0268L35A
S64	Mercedes-Benz	EAP0268L70A
S74	Mercedes-Benz	EAP0293L00A







PLATFORM ACCESSORIES



Return to home



† SOME APPLICATIONS REQUIRE ORIGINAL OBD-II ADAPTER (EAA0355L46C) AND K7A KEY TO BE USED WITH THE MITSU-1 ADAPTER.



# VERUS® PRO – STANDARD, OPTIONAL ACCESSORIES, KEYS AND ADAPTERS SOFTWARE UPGRADE 17.4

17.2 CUSTOMER LOYALTY – EESP327U2  
UPGRADE 16.4 OR EARLIER CUSTOMER – EESP327U1

### INCLUDED WITH VERUS PRO PURCHASE

Description	Part Number
VERUS PRO DIAGNOSTIC UNIT	EEMS327
SCAN MODULE	
M4 SCOPE METER	
Stylus Lanyard	1-24684A
Snap-on Stylus	3-06206A01
Power Cord	6-07121A
AC/DC Adapter	2-02839A
Battery Pack	EAA0365L06A
OBD-II Cable (DA-4)	EAX0068L00C
M4 USB Cable (9ft)	6-10622A
Wireless Scan Module USB Cable	EAX0068L02A

Description	Part Number
ADAPTER KIT #1	EAK0301B08A
OBD-II to OBD-I Data Cable Converter (DA-5)	EAA0355L93A
Multi-1 Adapter	EAA0355L90B
Ford-4 Adapter	EAA0355L70A
Ford-1B Adapter	EAA0355L20C
General Motors-1 Adapter	EAA0355L10A
Nissan-1 Adapter	EAA0355L40A
Nissan-2 Adapter	EAA0355L58A
Mazda-1 Adapter	EAA0355L53A
Honda-1 Adapter	EAA0355L77A
Mitsubishi-1 Adapter†	EAA0355L55A
Toyota-1 Adapter	EAA0355L50A
Toyota-2 Adapter	EAA0355L52A
Kia-2 Adapter	EAA0355L92A
Lighter Battery Power Cable	EAX0066L10B

Description	Part Number
LSPi LEADS	
Yellow Channel 1	6-03022A
Green Channel 2	6-03122A
Blue Channel 3	6-03222A
Red Channel 4	6-03322A

LSPi CLIPS AND PROBES	Part Number
Black Alligator Clip	2-06433A1
Red Alligator Clip	2-06433A2
Blue Alligator Clip	2-06433A3
Yellow Alligator Clip	2-06433A4
Green Alligator Clip	2-06433A5
Black Test Probe	2-09542A1
Red Test Probe	2-09542A2

### OPTIONAL ACCESSORIES (sold as kits or separately)

Description	Part Number
ADAPTER KIT #2	EAK0288B04B
Chrysler-1 Adapter	EAA0355L30A
Chrysler-2 Adapter	EAA0355L31A
Multi-2 Adapter	EAA0355L42A
Jeep-1 Adapter	EAA0355L49A
Hyundai-2 Adapter	EAA0355L51A
Ground Leads	EAX0066L41A
Jumper Lead Set	EAX0066L43A

OPTIONAL & REPLACEMENT CABLES	
OBD-II to OBD-I Data Cable Converter (DA-5)	EAA0355L93A
OBD-I Adapter Data Cable (DA-5)	EAX0068L01A
OBD-II Long Data Cable (9ft)	EAX0068L10B
Wireless Scan Module USB Cable	EAX0068L02A
12V Power Cable / Battery Clip	EAX0066L04B
USB to Serial Adapter Cable	EAX0066L22A
SIA2000 Waste Spark Ignition Adapter Cable set	EETA309A15
Split Lead Adapter	EEMS301A05

Key No.	Description	Part Number
<b>OPTIONAL EUROPEAN SOFTWARE KEYS</b>		
Use keys with OBD-I Data Cable and MB-1 Adapter		
S17	Mercedes-Benz	MT2500S17
S20	Mercedes-Benz	MT2500S20
S21	Mercedes-Benz	MT2500S21
S27	Mercedes-Benz	MT2500S27
S33	Mercedes-Benz	MT2500S33
S34	Mercedes-Benz	MT2500S34
S51	Mercedes-Benz	EAP0268L35A
S64	Mercedes-Benz	EAP0268L70A
S74	Mercedes-Benz	EAP0293L00A

IGNITION LEAD KIT		EAK0294B09A
Secondary Cable	EETA309A05A	
Trigger Lead Pickup	EETM303A05A	
Secondary Ignition Clip-on Wire Adapter	EETM306A02	

WIRELESS SCOPE/METER		
Wireless 2-Channel Meter Kit	EAK0301B14A	
Replacement Battery for M2 Meter	2-04750A	

Description	Part Number
<b>EUROPEAN ACTIVATION &amp; ACCESSORIES</b>	
European Software Activation	EESP327E
European Adapters and Key Kit	EAK0301B07C

EUROPEAN ADAPTERS AND KEYS		EAK0301B07C
OBD-II to OBD-I Data Cable Converter (DA-5)	EAA0355L93A	
Volkswagen-1 Adapter	EAA0355L56A	
MB-1 Adapter	EAA0355L62A	
BM-1B Adapter	EAA0355L74A	
MB-2A Adapter	EAA0355L75A	
European Software Keys	EAK0301B06B	

SMART VIA for HARLEY-DAVIDSON		EAK0347L01A
HAR-1 Adapter		
Power Sports DC Cable	EAX0066L07A	
Cable Hook	EACC0131L00A	
Nylon Carry Bag	8-09024A	

OPTIONAL ACCESSORIES		
Screen Protector 3-pack	EAC0107L17A3	
Docking Station	EAA0365L04A	
Precision Low Amps Probe	EETA308D	
Drawer Organizers for 3-series Carts	VERUSPFOAM3	
Drawer Organizers for 4-series Carts	VERUSPFOAM4	
Grab-N-Go Bag	EAK0312L19A	
Hard Shell Carrying Case	EAA0365B02B	

PLATFORM ACCESSORIES



Return to home



\* SOME APPLICATIONS REQUIRE ORIGINAL OBD-II ADAPTER (EAA0355L46C) AND K7A KEY TO BE USED WITH THE MITSU-1 ADAPTER.



# VERDICT® AND VERDICT SCAN\* – STANDARD, OPTIONAL ACCESSORIES, KEYS AND ADAPTERS SOFTWARE UPGRADE 17.4

17.2 CUSTOMER LOYALTY – EESP324U2  
UPGRADE 16.4 OR EARLIER CUSTOMER – EESP324U1

## INCLUDED WITH VERDICT PURCHASE

Description	Part Number
VERDICT DIAGNOSTIC UNIT	EEMS324
SCAN MODULE	
M2 METER	
VERDICT SCAN DIAGNOSTIC UNIT*	EEMS326
SCAN MODULE	
Snap-on Stylus	3-08506A
Stylus Lanyard for Display Unit	1-21984A
Power Cord for Display Unit	6-07121A
AC/DC Adapter for Display Unit	2-02839A
Battery Pack for Display Device	EAA0365L06A
Power Pack Kit with Wall Adapter & Cord for M2 Meter	EAK0301L01A1
OBD-II Cable (DA-4)	EAX0068L00C
Wireless Scan Module USB Cable	EAX0068L02A
DMM Test Leads with Alligator Clip Set	EAK0301L03A

## OPTIONAL ACCESSORIES (sold as kits or separately)

Description	Part Number
VERDICT SCAN SCOPE/GMM METER KIT	
VERDICT M2 Meter Kit	EAK0301B14A

EUROPEAN ACTIVATION & ACCESSORIES	
European Software Activation	EESP324E
European Adapters and Key Kit	EAK0301B07C

EUROPEAN ADAPTERS AND KEYS	
OBD-II to OBD-I Data Cable Converter (DA-5)	EAA0355L93A
Volkswagen-1 Adapter	EAA0355L56A
MB-1 Adapter	EAA0355L62A
BM-1B Adapter	EAA0355L74A
MB-2A Adapter	EAA0355L75A
European Software Keys	EAK0301B06B

## OPTIONAL ACCESSORIES (sold as kits or separately)

Description	Part Number
<b>OBD-I ADAPTER KIT</b>	<b>EAK0301B10A</b>
OBD-II to OBD-I Data Cable Converter (DA-5)	EAA0355L93A
Lighter Battery Power Cable	EAX0066L10B
Multi-1 Adapter	EAA0355L90B
Ford-4 Adapter	EAA0355L70A
Ford-1B Adapter	EAA0355L20C
General Motors-1 Adapter	EAA0355L10A
Nissan-1 Adapter	EAA0355L40A
Nissan-2 Adapter	EAA0355L58A
Mazda-1 Adapter	EAA0355L53A
Honda-1 Adapter	EAA0355L77A
Mitsubishi-1 Adapter†	EAA0355L55A
Toyota-1 Adapter	EAA0355L50A
Toyota-2 Adapter	EAA0355L52A
Kia-2 Adapter	EAA0355L92A
Chrysler-1 Adapter	EAA0355L30A
Chrysler-2 Adapter	EAA0355L31A
Multi-2 Adapter	EAA0355L42A
Jeep-1 Adapter	EAA0355L49A
Hyundai-2 Adapter	EAA0355L51A
Ground Leads	EAX0066L41A
Jumper Lead Set	EAX0066L43A

SMART VIA for HARLEY-DAVIDSON	
HAR-1 Adapter	EAK0347L01A
Power Sports DC Cable	EAX0066L07A
Cable Hook	EAC0131L00A
Nylon Carry Bag	8-09024A

Key No.	Description	Part Number
<b>OPTIONAL EUROPEAN SOFTWARE KEYS</b>		
<b>EAK0301B06B</b>		
<i>Use keys with OBD-I Data Cable and MB-1 Adapter</i>		
S17	Mercedes-Benz	MT2500S17
S20	Mercedes-Benz	MT2500S20
S21	Mercedes-Benz	MT2500S21
S27	Mercedes-Benz	MT2500S27
S33	Mercedes-Benz	MT2500S33
S34	Mercedes-Benz	MT2500S34
S51	Mercedes-Benz	EAP0268L35A
S64	Mercedes-Benz	EAP0268L70A
S74	Mercedes-Benz	EAP0293L00A

Description	Part Number
<b>OPTIONAL &amp; REPLACEMENT CABLES</b>	
OBD-I Adapter Data Cable (DA-5)	EAX0068L01A
OBD-II Cable (DA-4)	EAX0068L00C
OBD-II Long Data Cable (9ft)	EAX0068L10B
12V Power Cable / Battery Clip	EAX0066L04B
USB to Serial Adapter Cable	EAX0066L22A

OPTIONAL & REPLACEMENT ACCESSORIES	
Screen Protector 3-pack	EAC0107L03A5
Docking Station	EAA0365L01A
Precision Low Amps Probe	EETA308D
Replacement Battery for M2 Meter	2-04750A
Pressure Transducer Adapter	EEMS324PSA
Drawer Organizers for 3-series Carts	VERDICTFOAM3
Drawer Organizers for 4-series Carts	VERDICTFOAM4
Grab-N-Go Bag	EAK0312L19A
Hard Shell Carrying Case	EAA0365B02A

\* VERDICT SCAN PLATFORM (EEMS326) DOES NOT INCLUDE A METER.

† SOME APPLICATIONS REQUIRE ORIGINAL OBD-II ADAPTER (EAA0355L46C) AND K7A KEY TO BE USED WITH THE MITSU-1 ADAPTER.

PLATFORM ACCESSORIES



Return to home





## MODIS™ EDGE – STANDARD, OPTIONAL ACCESSORIES, KEYS AND ADAPTERS SOFTWARE UPGRADE 17.4

17.2 CUSTOMER LOYALTY – EESP341U2

UPGRADE 16.4 OR EARLIER CUSTOMER – EESP341U1

### INCLUDED WITH MODIS EDGE PURCHASE

Description	Part Number
<b>MODIS EDGE DIAGNOSTIC UNIT</b>	<b>EEMS341</b>
A/C Adapter	2-60666A
Battery Pack	2-06250A
USB Cable	EAX0066L05B
OBD-II Long Data Cable with Light (9ft)	EAX0068L26A
Information Packet	EAK0314L10A

LSPI LEADS	
Yellow Lead	6-03022A
Green Lead	6-03122A

LSPI CLIPS AND PROBES	
Black Alligator Clip	2-06433A1
Yellow Alligator Clip	2-06433A4
Green Alligator Clip	2-06433A5
Red Probe	2-09542A2
Black Probe	2-09542A1

### OPTIONAL ACCESSORIES (sold as kits or separately)

Description	Part Number
<b>EUROPEAN ACTIVATION &amp; ACCESSORIES</b>	<b>EESP341EUA</b>
European Software Activation	EESP341E
European Adapters and Key Kit	EAK0301B07C

EUROPEAN ADAPTERS AND KEYS	
VW-1 Adapter	EAA0355L56A
MB-1 Adapter	EAA0355L62A
BM-1B Adapter	EAA0355L74A
MB-2A Adapter	EAA0355L75A
OBD-II to OBD-I Data Cable Converter (DA-5)	EAA0355L93A
European Software Keys	EAK0301B06B

OPTIONAL & REPLACEMENT CABLES	
OBD-I Adapter Data Cable (DA-5)	EAX0068L01A
OBD-II Long Data Cable with Light (9ft)	EAX0068L26A
OBD-II to OBD-I Data Cable Converter (DA-5)	EAA0355L93A
12V Power Cable / Battery Clip	EAX0066L04B
12V Power Cable / Lighter to OBD Connector	EAX0066L10B

### OPTIONAL ACCESSORIES (sold as kits or separately)

Description	Part Number
<b>OBD-I ADAPTER KIT</b>	<b>EAK0301B10A</b>
OBD-II to OBD-I Data Cable Connector (DA-5)	EAA0355L93A
Multi-1 Adapter	EAA0355L90B
Ford-4 Adapter	EAA0355L70A
Ford-1B Adapter	EAA0355L20C
General Motors-1 Adapter	EAA0355L10A
Nissan-1 Adapter	EAA0355L40A
Nissan-2 Adapter	EAA0355L58A
Mazda-1 Adapter	EAA0355L53A
Honda-1 Adapter	EAA0355L77A
Mitsubishi-1 Adapter <sup>†</sup>	EAA0355L55A
Toyota-1 Adapter	EAA0355L50A
Toyota-2 Adapter	EAA0355L52A
Kia-2 Adapter	EAA0355L92A
Lighter Battery Power Cable	EAX0066L10B
Chrysler-1 Adapter	EAA0355L30A
Chrysler-2 Adapter	EAA0355L31A
Multi-2 Adapter	EAA0355L42A
Jeep-1 Adapter	EAA0355L49A
Hyundai-2 Adapter	EAA0355L51A
Ground Leads	EAX0066L41A
Jumper Lead Set	EAX0066L43A

Key No.	Description	Part Number
<b>OPTIONAL EUROPEAN SOFTWARE KEYS</b>		
<b>EAK0301B06B</b>		
<i>Use keys with OBD-I Data Cable and MB-1 Adapter</i>		
S17	Mercedes-Benz	MT2500S17
S20	Mercedes-Benz	MT2500S20
S21	Mercedes-Benz	MT2500S21
S27	Mercedes-Benz	MT2500S27
S33	Mercedes-Benz	MT2500S33
S34	Mercedes-Benz	MT2500S33
S51	Mercedes-Benz	EAP0268L35A
S64	Mercedes-Benz	EAP0268L70A
S74	Mercedes-Benz	EAP0293L00A

Description	Part Number
<b>SCOPE/METER ACCESSORIES</b>	
Extended Scope Leads	EETA108B
Low Amp Probe	EETA308D
Pressure Transducer 100 PSI	EEPV302AL
Pressure Transducer 500 PSI	EEPV302AT
Pressure Transducer 5000 PSI	EEPV302AH
Pressure Adapter	EEMS324PSA
Secondary Coil Adapter Lead	EETA309A05A
Secondary Ignition Clip-on Wire Adapter	EETM306A02
Coil-in-Cap (CIC-2) Ignition Pickup	EETM306A05
Coil-in-Cap (CIC-1c) Ignition Pickup	EETM306A06

COIL-ON-PLUG ADAPTERS	
Acura/Honda/Isuzu COP-4	EETM306A08
BMW COP-8	EETM306A12
Chrysler COP-2	EETM306A04
Chrysler/Jeep/Lexus/Toyota COP-11	EETM306A14
Ford COP-1	EETM306A03
Lexus COP-9	EETM306A13
Mercedes-Benz COP-6	EETM306A10
Mercedes-Benz Dual COP-7	EETM306A11
Volvo/BMW COP-5	EETM306A09
VW/Audi COP-3	EETM306A07
COP/CIC 1-Flag Pickup	EAC0056L00A
COP/CIC Stick Pickup	EAC0056L03A

OPTIONAL ACCESSORIES	
Screen Protector 3-Pack	EAC0111L76A3
Drawer Organizers for 3-series Carts	MODISEFOAM3
Drawer Organizers for 4-series Carts	MODISEFOAM4
Soft Sided Carrying Case	EAK0313L05A
Grab N Go Nylon Tote Bag	EAK0312L19A
Hard Shell Carrying Case	EAC0118L46A

SMART VIA for HARLEY-DAVIDSON	
<b>EAK0347L01A</b>	
HAR-1 Adapter	
Power Sports DC Cable	EAX0066L07A
Cable Hook	EAC0131L00A
Nylon Carry Bag	8-09024A

<sup>†</sup> SOME APPLICATIONS REQUIRE ORIGINAL OBD-II ADAPTER (EAA0355L46C) AND K7A KEY TO BE USED WITH THE MITSU-1 ADAPTER.

PLATFORM ACCESSORIES



Return to home







## MODIS™ ULTRA – STANDARD, OPTIONAL ACCESSORIES, KEYS AND ADAPTERS SOFTWARE UPGRADE 17.4

17.2 CUSTOMER LOYALTY – EESP328U2

UPGRADE 16.4 OR EARLIER CUSTOMER - EESP328U1

### INCLUDED WITH MODIS ULTRA PURCHASE

Description	Part Number
<b>MODIS ULTRA DIAGNOSTIC UNIT</b>	<b>EEMS328</b>
A/C Adapter	2-60666A
Battery Pack	2-04650A
USB Cable	EAX0066L05B
OBD-II Cable (DA-4)	EAX0068L00C
Information Packet	EAK0314L01A

LSPI LEADS	
Yellow Lead	6-03022A
Green Lead	6-03122A

LSPI CLIPS AND PROBES	
Black Alligator Clip	2-06433A1
Yellow Alligator Clip	2-06433A4
Green Alligator Clip	2-06433A5
Red Probe	2-09542A2
Black Probe	2-09542A1

### OPTIONAL ACCESSORIES (sold as kits or separately)

Description	Part Number
<b>EUROPEAN ACTIVATION &amp; ACCESSORIES</b>	<b>EESP328UA</b>
European Software Activation	EESP328E
European Adapters and Key Kit	EAK0301B07C

EUROPEAN ADAPTERS AND KEYS	
VW-1 Adapter	EAA0355L56A
MB-1 Adapter	EAA0355L62A
BM-1B Adapter	EAA0355L74A
MB-2A Adapter	EAA0355L75A
OBD-II to OBD-I Data Cable Converter (DA-5)	EAA0355L93A
European Software Keys	EAK0301B06B

OPTIONAL & REPLACEMENT CABLES	
OBD-I Adapter Data Cable (DA-5)	EAX0068L01A
OBD-II Long Data Cable with Light (9ft)	EAX0068L26A
OBD-II to OBD-I Data Cable Converter (DA-5)	EAA0355L93A
12V Power Cable / Battery Clip	EAX0066L04B
12V Power Cable / Lighter to OBD Connector	EAX0066L10B

### OPTIONAL ACCESSORIES (sold as kits or separately)

Description	Part Number
<b>OBD-I ADAPTER KIT</b>	<b>EAK0301B10A</b>
OBD-II to OBD-I Data Cable Connector (DA-5)	EAA0355L93A
Multi-1 Adapter	EAA0355L90B
Ford-4 Adapter	EAA0355L70A
Ford-1B Adapter	EAA0355L20C
General Motors-1 Adapter	EAA0355L10A
Nissan-1 Adapter	EAA0355L40A
Nissan-2 Adapter	EAA0355L58A
Mazda-1 Adapter	EAA0355L53A
Honda-1 Adapter	EAA0355L77A
Mitsubishi-1 Adapter <sup>†</sup>	EAA0355L55A
Toyota-1 Adapter	EAA0355L50A
Toyota-2 Adapter	EAA0355L52A
Kia-2 Adapter	EAA0355L92A
Lighter Battery Power Cable	EAX0066L10B
Chrysler-1 Adapter	EAA0355L30A
Chrysler-2 Adapter	EAA0355L31A
Multi-2 Adapter	EAA0355L42A
Jeep-1 Adapter	EAA0355L49A
Hyundai-2 Adapter	EAA0355L51A
Ground Leads	EAX0066L41A
Jumper Lead Set	EAX0066L43A

Key No.	Description	Part Number
<b>OPTIONAL EUROPEAN SOFTWARE KEYS</b>		
<b>EAK0301B06B</b>		
<i>Use keys with OBD-I Data Cable and MB-1 Adapter</i>		
S17	Mercedes-Benz	MT2500S17
S20	Mercedes-Benz	MT2500S20
S21	Mercedes-Benz	MT2500S21
S27	Mercedes-Benz	MT2500S27
S33	Mercedes-Benz	MT2500S33
S34	Mercedes-Benz	MT2500S33
S51	Mercedes-Benz	EAP0268L35A
S64	Mercedes-Benz	EAP0268L70A
S74	Mercedes-Benz	EAP0293L00A

SCOPE/METER ACCESSORIES	
Extended Scope Leads	EETA108B
Low Amp Probe	EETA308D
Pressure Transducer 100 PSI	EEPV302AL
Pressure Transducer 500 PSI	EEPV302AT
Pressure Transducer 5000 PSI	EEPV302AH
Pressure Adapter	EEMS324PSA
Secondary Coil Adapter Lead	EETA309A05A
Secondary Ignition Clip-on Wire Adapter	EETM306A02
Coil-in-Cap (CIC-2) Ignition Pickup	EETM306A05
Coil-in-Cap (CIC-1c) Ignition Pickup	EETM306A06

COIL-ON-PLUG ADAPTERS	
Acura/Honda/Isuzu COP-4	EETM306A08
BMW COP-8	EETM306A12
Chrysler COP-2	EETM306A04
Chrysler/Jeep/Lexus/Toyota COP-11	EETM306A14
Ford COP-1	EETM306A03
Lexus COP-9	EETM306A13
Mercedes-Benz COP-6	EETM306A10
Mercedes-Benz Dual COP-7	EETM306A11
Volvo/BMW COP-5	EETM306A09
VW/Audi COP-3	EETM306A07
COP/CIC 1-Flag Pickup	EAC0056L00A
COP/CIC Stick Pickup	EAC0056L03A

OPTIONAL ACCESSORIES	
Screen Protector 3-Pack	EAC0111L76A3
Protective Rubber Skin	EAC0111L51A
Drawer Organizers for 3-series Carts	MODISUFOAM3
Drawer Organizers for 4-series Carts	MODISUFOAM4
Soft Sided Carrying Case	EAK0313L05A
Grab N Go Nylon Tote Bag	EAK0312L19A
Hard Shell Carrying Case	EAC0111L81A

SMART VIA for HARLEY-DAVIDSON	
<b>EAK0347L01A</b>	
HAR-1 Adapter	
Power Sports DC Cable	EAX0066L07A
Cable Hook	EAC0131L00A
Nylon Carry Bag	8-09024A

<sup>†</sup> SOME APPLICATIONS REQUIRE ORIGINAL OBD-II ADAPTER (EAA0355L46C) AND K7A KEY TO BE USED WITH THE MITSU-1 ADAPTER.

PLATFORM ACCESSORIES



Return to home





## SOLUS™ EDGE – STANDARD, OPTIONAL ACCESSORIES, KEYS AND ADAPTERS SOFTWARE UPGRADE 17.4

17.2 CUSTOMER LOYALTY – EESP320U2  
UPGRADE 16.4 CUSTOMER – EESP320U1

### INCLUDED WITH SOLUS EDGE PURCHASE

Description	Part Number
<b>SOLUS EDGE DIAGNOSTIC UNIT</b>	<b>EESC320</b>
Battery Pack	2-05450A
AC Power Adapter	2-60666A
USB Interface Cable	EAX0066L05B
OBD-II Cable (DA-4)	EAX0068L00C
Soft-sided Carry Case	EAK0313L05A

### OPTIONAL ACCESSORIES (sold as kits or separately)

Description	Part Number
<b>OPTIONAL ACCESSORIES</b>	
Screen Protector 3-Pack	EAC0111L76A3
Drawer Organizers for 3-series Carts	SOLVANEFOAM3
Drawer Organizers for 4-series Carts	SOLVANEFOAM4
Grab N Go Nylon Tote Bag	EAK0312L19A

### OPTIONAL & REPLACEMENT CABLES

OBD-I Adapter Data Cable (DA-5)	EAX0068L01A
OBD-II Long Data Cable with Light (9ft)	EAX0068L26A
OBD-II to OBD-I Data Cable Converter (DA-5)	EAA0355L93A
Power Cable, Battery Clip, 12V	EAX0066L04B
Power Cable, Lighter, 12V	EAX0066L10B
Hard Shell Carrying Case	EAC0118L46A

### OPTIONAL ACCESSORIES (sold as kits or separately)

Description	Part Number
<b>EUROPEAN ACTIVATION &amp; ACCESSORIES</b>	
European Software Activation	EESP320E
European Adapters and Key Kit	EAK0301B07C

### EUROPEAN ADAPTERS AND KEYS

<b>Part Number</b>	<b>EAK0301B07C</b>
OBD-II to OBD-I Data Cable Converter (DA-5)	EAA0355L93A
Volkswagen-1 Adapter	EAA0355L56A
MB-1 Adapter	EAA0355L62A
BM-1B Adapter	EAA0355L74A
MB-2A Adapter	EAA0355L75A
European Software Keys	EAK0301B06B

### Key No. Description Part Number

Key No.	Description	Part Number
<b>OPTIONAL EUROPEAN SOFTWARE KEYS</b>		
<b>EAK0301B06B</b>		
<i>Use keys with MB-1 Adapter and DA-5</i>		
S17	Mercedes-Benz	MT2500S17
S20	Mercedes-Benz	MT2500S20
S21	Mercedes-Benz	MT2500S21
S27	Mercedes-Benz	MT2500S27
S33	Mercedes-Benz	MT2500S33
S34	Mercedes-Benz	MT2500S34
S51	Mercedes-Benz	EAP0268L35A
S64	Mercedes-Benz	EAP0268L70A
S74	Mercedes-Benz	EAP0293L00A

Description	Part Number
<b>OBD-I ADAPTER KIT</b>	<b>EAK0301B10A</b>
OBD-II to OBD-I Data Cable Converter (DA-5)	EAA0355L93A
Multi-1 Adapter	EAA0355L90B
Ford-4 Adapter	EAA0355L70A
Ford-1B Adapter	EAA0355L20C
General Motors-1 Adapter	EAA0355L10A
Nissan-1 Adapter	EAA0355L40A
Nissan-2 Adapter	EAA0355L58A
Mazda-1 Adapter	EAA0355L53A
Honda-1 Adapter	EAA0355L77A
Mitsubishi-1 Adapter†	EAA0355L55A
Toyota-1 Adapter	EAA0355L50A
Toyota-2 Adapter	EAA0355L52A
Kia-2 Adapter	EAA0355L92A
Lighter Battery Power Cable	EAX0066L10B
Chrysler-1 Adapter	EAA0355L30A
Chrysler-2 Adapter	EAA0355L31A
Multi-2 Adapter	EAA0355L42A
Jeep-1 Adapter	EAA0355L49A
Hyundai-2 Adapter	EAA0355L51A
Ground Leads	EAX0066L41A
Jumper Lead Set	EAX0066L43A

<b>SMART VIA for HARLEY-DAVIDSON</b>	<b>EAK0347L01A</b>
HAR-1 Adapter	
Power Sports DC Cable	EAX0066L07A
Cable Hook	EAC0131L00A
Nylon Carry Bag	8-09024A


† SOME APPLICATIONS REQUIRE ORIGINAL OBD-II ADAPTER (EAA0355L46C) AND K7A KEY TO BE USED WITH THE MITSU-1 ADAPTER.

PLATFORM ACCESSORIES



Return to home





SOLUS ULTRA® – STANDARD, OPTIONAL ACCESSORIES, KEYS AND ADAPTERS  
 SOFTWARE UPGRADE 17.4  
 17.2 CUSTOMER LOYALTY – EESP318U2  
 UPGRADE 16.4 OR EARLIER CUSTOMER – EESP318U1

**INCLUDED WITH SOLUS ULTRA PURCHASE**

Description	Part Number
SOLUS ULTRA DIAGNOSTIC UNIT	EESC318
A/C Adapter	2-60666A
Battery Pack	2-04650A
USB Cable	EAX0066L05B
Carrying Case	EAC0088L17C
OBD-II Cable (DA-4)	EAX0068L00C

**OPTIONAL ACCESSORIES (sold as kits or separately)**

Description	Part Number
<b>EUROPEAN ACTIVATION &amp; ACCESSORIES</b>	
European Software Activation	EESP318E
European Adapters and Key Kit	EAK0301B07C

**EUROPEAN ADAPTERS AND KEYS** **EAK0301B07C**

VW-1 Adapter	EAA0355L56A
MB-1 Adapter	EAA0355L62A
BM-1B Adapter	EAA0355L74A
MB-2A Adapter	EAA0355L75A
OBD-II to OBD-I Data Cable Converter (DA-5)	EAA0355L93A
European Software Keys	EAK0301B06B

**SMART VIA for HARLEY-DAVIDSON** **EAK0347L01A**

HAR-1 Adapter	
Power Sports DC Cable	EAX0066L07A
Cable Hook	EAC0131L00A
Nylon Carry Bag	8-09024A

**OPTIONAL ACCESSORIES (sold as kits or separately)**

Description	Part Number
<b>OBD-I ADAPTER KIT</b> <b>EAK0301B10A</b>	
OBD-II to OBD-I Data Cable Converter (DA-5)	EAA0355L93A
Lighter Battery Power Cable	EAX0066L10B
Multi-1 Adapter	EAA0355L90B
Ford-4 Adapter	EAA0355L70A
Ford-1B Adapter	EAA0355L20C
General Motors-1 Adapter	EAA0355L10A
Nissan-1 Adapter	EAA0355L40A
Nissan-2 Adapter	EAA0355L58A
Mazda-1 Adapter	EAA0355L53A
Honda-1 Adapter	EAA0355L77A
Mitsubishi-1 Adapter†	EAA0355L55A
Toyota-1 Adapter	EAA0355L50A
Toyota-2 Adapter	EAA0355L52A
Kia-2 Adapter	EAA0355L92A
Chrysler-1 Adapter	EAA0355L30A
Chrysler-2 Adapter	EAA0355L31A
Multi-2 Adapter	EAA0355L42A
Jeep-1 Adapter	EAA0355L49A
Hyundai-2 Adapter	EAA0355L51A
Ground Leads	EAX0066L41A
Jumper Lead Set	EAX0066L43A

**OPTIONAL EUROPEAN SOFTWARE KEYS** **EAK0301B06B**

Key No.	Description	Part Number
<i>Use keys with Data Cable and MB-1 Adapter</i>		
S17	Mercedes-Benz	MT2500S17
S20	Mercedes-Benz	MT2500S20
S21	Mercedes-Benz	MT2500S21
S27	Mercedes-Benz	MT2500S27
S33	Mercedes-Benz	MT2500S33
S34	Mercedes-Benz	MT2500S34
S51	Mercedes-Benz	EAP0268L35A
S64	Mercedes-Benz	EAP0268L70A
S74	Mercedes-Benz	EAP0293L00A

**OPTIONAL & REPLACEMENT CABLES**

Description	Part Number
Battery Power Cable	EAX0066L04B
Lighter Power Cable	EAX0066L10B
OBD-II Long Data Cable with Light (9ft)	EAX0068L26A
OBD-I Adapter Data Cable (DA-5)	EAX0068L01A
OBD-II to OBD-I Data Cable Converter (DA-5)	EAA0355L93A

**OPTIONAL ACCESSORIES**

Screen Protector 3-pack	EAC0111L40A3
Protective Rubber Skin	EAC0111L50A1
Drawer Organizers for 3-series Carts (W/VantPRO)	SOLUSUFOAM3
Drawer Organizers for 4-series Carts (W/VantPRO)	SOLUSUFOAM4
Drawer Organizers for 3-series Carts (W/VantUltra)	SOLVANUFOAM3
Drawer Organizers for 4-series Carts (W/VantUltra)	SOLVANUFOAM4
Grab-N-Go Bag	EAK0312L19A
Hard Shell Carrying Case	EAC0111L81A

† SOME APPLICATIONS REQUIRE ORIGINAL OBD-II ADAPTER (EAA0355L46C) AND K7A KEY TO BE USED WITH THE MITSU-1 ADAPTER.

PLATFORM ACCESSORIES

Return to home



## ETHOS® EDGE – STANDARD, OPTIONAL ACCESSORIES, KEYS AND ADAPTERS

### SOFTWARE UPGRADE 17.4

### 17.2 CUSTOMER LOYALTY – EESP332U2

#### INCLUDED WITH ETHOS EDGE PURCHASE

Description	Part Number
<b>ETHOS EDGE DIAGNOSTIC UNIT</b>	<b>EESC332</b>
A/C Power Adapter	2-60666A
Battery Pack	2-05450A
USB Interface Cable	EAX0066L81A
OBD-II Cable (DA-4)	EAX0068L00C
Soft-sided Carry Case	EAK0313L05A

#### OPTIONAL ACCESSORIES (sold as kits or separately)

Description	Part Number
<b>EUROPEAN ADAPTERS AND KEYS</b>	<b>EAK0301B07C</b>
VW-1 Adapter	EAA0355L56A
MB-1 Adapter	EAA0355L62A
BM-1B Adapter	EAA0355L74A
MB-2A Adapter	EAA0355L75A
OBD-II to OBD-I Data Cable Converter (DA-5)	EAA0355L93A
European Software Keys	EAK0301B06B

<b>SMART VIA for HARLEY-DAVIDSON</b>	<b>EAK0347L01A</b>
HAR-1 Adapter	
Power Sports DC Cable	EAX0066L07A
Cable Hook	EAC0131L00A
Nylon Carry Bag	8-09024A

#### OPTIONAL ACCESSORIES (sold as kits or separately)

Description	Part Number
<b>OBD-I ADAPTER KIT</b>	<b>EAK0301B10A</b>
OBD-II to OBD-I Data Cable Converter (DA-5)	EAA0355L93A
Lighter Battery Power Cable	EAX0066L10B
Multi-1 Adapter	EAA0355L90B
Ford-4 Adapter	EAA0355L70A
Ford-1B Adapter	EAA0355L20C
General Motors-1 Adapter	EAA0355L10A
Nissan-1 Adapter	EAA0355L40A
Nissan-2 Adapter	EAA0355L58A
Mazda-1 Adapter	EAA0355L53A
Honda-1 Adapter	EAA0355L77A
Mitsubishi-1 Adapter†	EAA0355L55A
Toyota-1 Adapter	EAA0355L50A
Toyota-2 Adapter	EAA0355L52A
Kia-2 Adapter	EAA0355L92A
Chrysler-1 Adapter	EAA0355L30A
Chrysler-2 Adapter	EAA0355L31A
Multi-2 Adapter	EAA0355L42A
Jeep-1 Adapter	EAA0355L49A
Hyundai-2 Adapter	EAA0355L51A
Ground Leads	EAX0066L41A
Jumper Lead Set	EAX0066L43A

#### OPTIONAL EUROPEAN SOFTWARE KEYS

Key No.	Description	Part Number
<b>OPTIONAL EUROPEAN SOFTWARE KEYS</b>		
<i>Use keys with Data Cable and MB-1 Adapter</i>		
S17	Mercedes-Benz	MT2500S17
S20	Mercedes-Benz	MT2500S20
S21	Mercedes-Benz	MT2500S21
S27	Mercedes-Benz	MT2500S27
S33	Mercedes-Benz	MT2500S33
S34	Mercedes-Benz	MT2500S34
S51	Mercedes-Benz	EAP0268L35A
S64	Mercedes-Benz	EAP0268L70A
S74	Mercedes-Benz	EAP0293L00A

#### OPTIONAL & REPLACEMENT CABLES

Description	Part Number
<b>OPTIONAL &amp; REPLACEMENT CABLES</b>	
12V DC Power Cable / Battery Clip	EAX0066L04B
12V DC Power Cable / 12V DC Power Outlet Plug	EAX0066L10B
USB Interface Cable	EAX0066L81A
OBD-II Long Data Cable with Light (9ft)	EAX0068L26A
OBD-I Adapter Data Cable (DA-5)	EAX0068L01A
OBD-II to OBD-I Data Cable Converter (DA-5)	EAA0355L93A

#### OPTIONAL ACCESSORIES

Screen Protector 3-pack	EAC0110L35A3
Grab-N-Go Bag	EAK0312L19A

†Some applications require original OBD-II Adapter (EAA0355L46C) and K7A Key to be used with the MITSU-1 Adapter.

PLATFORM ACCESSORIES



Return to home





# ETHOS® PRO – STANDARD, OPTIONAL ACCESSORIES, KEYS AND ADAPTERS SOFTWARE UPGRADE 17.4

17.2 CUSTOMER LOYALTY – EESP331U2  
UPGRADE 16.4 OR EARLIER CUSTOMER – EESP318U1

## INCLUDED WITH ETHOS PRO PURCHASE

Description	Part Number
<b>ETHOS PRO DIAGNOSTIC UNIT</b>	<b>EESC331</b>
A/C Adapter	2-60666A
Power Adapter, HD26 to DC plug	EAC0069B26A
Batteries - 6 AA cells	
USB Cable	EAX0066L05B
Soft-sided Carrying Case	EAK0313L05A
OBD-II Cable (DA-4)	EAX0068L00C

## OPTIONAL ACCESSORIES (sold as kits or separately)

Description	Part Number
<b>EUROPEAN ADAPTERS AND KEYS</b>	<b>EAK0301B07C</b>
VW-1 Adapter	EAA0355L56A
MB-1 Adapter	EAA0355L62A
BM-1B Adapter	EAA0355L74A
MB-2A Adapter	EAA0355L75A
OBD-II to OBD-I Data Cable Converter (DA-5)	EAA0355L93A
European Software Keys	EAK0301B06B

Description	Part Number
<b>SMART VIA for HARLEY-DAVIDSON</b>	<b>EAK0347L01A</b>
HAR-1 Adapter	
Power Sports DC Cable	EAX0066L07A
Cable Hook	EAC0131L00A
Nylon Carry Bag	8-09024A

## OPTIONAL ACCESSORIES (sold as kits or separately)

Description	Part Number
<b>OBD-I ADAPTER KIT</b>	<b>EAK0301B10A</b>
OBD-II to OBD-I Data Cable Converter (DA-5)	EAA0355L93A
Lighter Battery Power Cable	EAX0066L10B
Multi-1 Adapter	EAA0355L90B
Ford-4 Adapter	EAA0355L70A
Ford-1B Adapter	EAA0355L20C
General Motors-1 Adapter	EAA0355L10A
Nissan-1 Adapter	EAA0355L40A
Nissan-2 Adapter	EAA0355L58A
Mazda-1 Adapter	EAA0355L53A
Honda-1 Adapter	EAA0355L77A
Mitsubishi-1 Adapter†	EAA0355L55A
Toyota-1 Adapter	EAA0355L50A
Toyota-2 Adapter	EAA0355L52A
Kia-2 Adapter	EAA0355L92A
Chrysler-1 Adapter	EAA0355L30A
Chrysler-2 Adapter	EAA0355L31A
Multi-2 Adapter	EAA0355L42A
Jeep-1 Adapter	EAA0355L49A
Hyundai-2 Adapter	EAA0355L51A
Ground Leads	EAX0066L41A
Jumper Lead Set	EAX0066L43A

Key No.	Description	Part Number
<b>OPTIONAL EUROPEAN SOFTWARE KEYS</b>		
<b>EAK0301B06B</b>		
<i>Use keys with Data Cable and MB-1 Adapter</i>		
S17	Mercedes-Benz	MT2500S17
S20	Mercedes-Benz	MT2500S20
S21	Mercedes-Benz	MT2500S21
S27	Mercedes-Benz	MT2500S27
S33	Mercedes-Benz	MT2500S33
S34	Mercedes-Benz	MT2500S34
S51	Mercedes-Benz	EAP0268L35A
S64	Mercedes-Benz	EAP0268L70A
S74	Mercedes-Benz	EAP0293L00A

Description	Part Number
<b>OPTIONAL &amp; REPLACEMENT CABLES</b>	
12V DC Power Cable / Battery Clip	EAX0066L04B
12V DC Power Cable / 12V DC Power Outlet Plug	EAX0066L10B
OBD-II Long Data Cable with Light (9ft)	EAX0068L26A
OBD-I Adapter Data Cable (DA-5)	EAX0068L01A
OBD-II to OBD-I Data Cable Converter (DA-5)	EAA0355L93A

Description	Part Number
<b>OPTIONAL ACCESSORIES</b>	
Screen Protector 3-pack	EAC0110L35A3
Hand Strap and Folding Stand	EAK0313B02A
Grab-N-Go Bag	EAK0312L19A
Hard Shell Carrying Case	EAC0111L81A

† SOME APPLICATIONS REQUIRE ORIGINAL OBD-II ADAPTER (EAA0355L46C) AND K7A KEY TO BE USED WITH THE MITSU-1 ADAPTER.

PLATFORM ACCESSORIES

Return to home



# ETHOS® TECH – STANDARD, OPTIONAL ACCESSORIES, KEYS AND ADAPTERS SOFTWARE UPGRADE 17.4

THREE (3) YEARS OF SOFTWARE IS INCLUDED WITH PURCHASE

### INCLUDED WITH ETHOS TECH PURCHASE

Description	Part Number
<b>ETHOS TECH DIAGNOSTIC UNIT</b>	<b>EESC321</b>
A/C Adapter	2-60666A
Power Adapter, HD26 to DC plug	EAC0069B26A
Batteries - 6 AA cells	
USB Cable	EAX0066L05B
Soft-sided Carrying Case	EAK0313L05A
OBD-II Cable (DA-4) <sup>†</sup>	EAX0068L00C

### OPTIONAL ACCESSORIES (sold as kits or separately)

Description	Part Number
<b>OPTIONAL &amp; REPLACEMENT CABLES</b>	
12V DC Power Cable / Battery Clip	EAX0066L04B
12V DC Power Cable / 12V DC Power Outlet Plug	EAX0066L10B
OBD-II Long Data Cable with Light (9ft)	EAX0068L26A
OBD-I Adapter Data Cable (DA-5)	EAX0068L01A

### OPTIONAL ACCESSORIES

Screen Protector 3-pack	EAC0110L35A3
Hand Strap and Folding Stand	EAK0313B02A
Grab-N-Go Bag	EAK0312L19A
Hard Shell Carrying Case	EAC0111L81A

### OPTIONAL ACCESSORIES (sold as kits or separately)

Description	Part Number
<b>EUROPEAN ADAPTERS AND KEYS</b>	<b>EAK0301B07C</b>
VW-1 Adapter	EAA0355L56A
MB-1 Adapter	EAA0355L62A
BM-1B Adapter	EAA0355L74A
MB-2A Adapter	EAA0355L75A
OBD-II to OBD-I Data Cable Converter (DA-5)	EAA0355L93A
European Software Keys	EAK0301B06B

### SMART VIA for HARLEY-DAVIDSON

<b>SMART VIA for HARLEY-DAVIDSON</b>	<b>EAK0347L01A</b>
HAR-1 Adapter	
Power Sports DC Cable	EAX0066L07A
Cable Hook	EAC0131L00A
Nylon Carry Bag	8-09024A

Key No.	Description	Part Number
<b>OPTIONAL EUROPEAN SOFTWARE KEYS</b>		
		<b>EAK0301B06B</b>
<i>Use keys with Data Cable and MB-1 Adapter</i>		
S17	Mercedes-Benz	MT2500S17
S20	Mercedes-Benz	MT2500S20
S21	Mercedes-Benz	MT2500S21
S27	Mercedes-Benz	MT2500S27
S33	Mercedes-Benz	MT2500S33
S34	Mercedes-Benz	MT2500S34
S51	Mercedes-Benz	EAP0268L35A
S64	Mercedes-Benz	EAP0268L70A
S74	Mercedes-Benz	EAP0293L00A

<sup>†</sup> SOME APPLICATIONS REQUIRE ORIGINAL OBD-II ADAPTER (EAA0355L46C) AND K7A KEY TO BE USED WITH THE MITSU-1 ADAPTER.

PLATFORM ACCESSORIES



Return to home





# ETHOS® PLUS – STANDARD, OPTIONAL ACCESSORIES, KEYS AND ADAPTERS SOFTWARE UPGRADE 17.4

17.2 CUSTOMER LOYALTY – EESP319U2  
UPGRADE 16.4 OR EARLIER CUSTOMER – EESP319U1

## INCLUDED WITH ETHOS PLUS PURCHASE

Description	Part Number
<b>ETHOS PLUS DIAGNOSTIC UNIT</b>	<b>EESC319</b>
A/C Adapter	2-60666A
Power Adapter, HD26 to DC plug	EAC0069B26A
Batteries - 6 AA cells	
USB Cable	EAX0066L05B
Soft-sided Carrying Case	EAK0313L05A
OBD-II Cable (DA-4)	EAX0068L00C

## OPTIONAL ACCESSORIES (sold as kits or separately)

Description	Part Number
<b>EUROPEAN ACTIVATION &amp; ACCESSORIES</b>	
European Software Activation	EESP319E
European Adapters and Key Kit	EAK0301B07C

## EUROPEAN ADAPTERS AND KEYS

Description	Part Number
<b>EUROPEAN ADAPTERS AND KEYS</b>	<b>EAK0301B07C</b>
VW-1 Adapter	EAA0355L56A
MB-1 Adapter	EAA0355L62A
BM-1B Adapter	EAA0355L74A
MB-2A Adapter	EAA0355L75A
OBD-II to OBD-I Data Cable Converter (DA-5)	EAA0355L93A
European Software Keys	EAK0301B06B

## SMART VIA for HARLEY-DAVIDSON

Description	Part Number
<b>SMART VIA for HARLEY-DAVIDSON</b>	<b>EAK0347L01A</b>
HAR-1 Adapter	
Power Sports DC Cable	EAX0066L07A
Cable Hook	EAC0131L00A
Nylon Carry Bag	8-09024A

## OPTIONAL ACCESSORIES (sold as kits or separately)

Description	Part Number
<b>OBD-I ADAPTER KIT</b>	<b>EAK0301B10A</b>
OBD-II to OBD-I Data Cable Converter (DA-5)	EAA0355L93A
Lighter Battery Power Cable	EAX0066L10B
Multi-1 Adapter	EAA0355L90B
Ford-4 Adapter	EAA0355L70A
Ford-1B Adapter	EAA0355L20C
General Motors-1 Adapter	EAA0355L10A
Nissan-1 Adapter	EAA0355L40A
Nissan-2 Adapter	EAA0355L58A
Mazda-1 Adapter	EAA0355L53A
Honda-1 Adapter	EAA0355L77A
Mitsubishi-1 Adapter <sup>†</sup>	EAA0355L55A
Toyota-1 Adapter	EAA0355L50A
Toyota-2 Adapter	EAA0355L52A
Kia-2 Adapter	EAA0355L92A
Chrysler-1 Adapter	EAA0355L30A
Chrysler-2 Adapter	EAA0355L31A
Multi-2 Adapter	EAA0355L42A
Jeep-1 Adapter	EAA0355L49A
Hyundai-2 Adapter	EAA0355L51A
Ground Leads	EAX0066L41A
Jumper Lead Set	EAX0066L43A

## OPTIONAL EUROPEAN SOFTWARE KEYS

Key No.	Description	Part Number
<b>OPTIONAL EUROPEAN SOFTWARE KEYS</b>		
<b>EAK0301B06B</b>		
<i>Use keys with Data Cable and MB-1 Adapter</i>		
S17	Mercedes-Benz	MT2500S17
S20	Mercedes-Benz	MT2500S20
S21	Mercedes-Benz	MT2500S21
S27	Mercedes-Benz	MT2500S27
S33	Mercedes-Benz	MT2500S33
S34	Mercedes-Benz	MT2500S34
S51	Mercedes-Benz	EAP0268L35A
S64	Mercedes-Benz	EAP0268L70A
S74	Mercedes-Benz	EAP0293L00A

## OPTIONAL & REPLACEMENT CABLES

Description	Part Number
<b>OPTIONAL &amp; REPLACEMENT CABLES</b>	
12V DC Power Cable / Battery Clip	EAX0066L04B
12V DC Power Cable / 12V DC Power Outlet Plug	EAX0066L10B
OBD-II Long Data Cable with Light (9ft)	EAX0068L26A
OBD-I Adapter Data Cable (DA-5)	EAX0068L01A
OBD-II to OBD-I Data Cable Converter (DA-5)	EAA0355L93A

## OPTIONAL ACCESSORIES

Description	Part Number
<b>OPTIONAL ACCESSORIES</b>	
Screen Protector 3-pack	EAC0110L35A3
Hand Strap and Folding Stand	EAK0313B02A
Grab-N-Go Bag	EAK0312L19A
Hard Shell Carrying Case	EAC0111L81A

<sup>†</sup> SOME APPLICATIONS REQUIRE ORIGINAL OBD-II ADAPTER (EAA0355L46C) AND K7A KEY TO BE USED WITH THE MITSU-1 ADAPTER.

PLATFORM ACCESSORIES

Return to home



# VANTAGE® ULTRA – STANDARD, OPTIONAL ACCESSORIES, KEYS AND ADAPTERS SOFTWARE UPGRADE 17.4

16.4 CUSTOMER LOYALTY -  
UPGRADE TO 17.4 – EESP309UI

### INCLUDED WITH VANTAGE ULTRA PURCHASE

Description	Part Number
<b>VANTAGE ULTRA COMPONENT TEST SYSTEM</b>	<b>EETM309</b>
Battery Pack	2-04650A
AC Power Adapter	2-60666A
Mini USB Cable	EAX0066L05B
Soft Sided Carry Case	EAK0313L05A

Description	Part Number
<b>SCOPE/METER LEADS AND PROBES</b>	
Yellow Channel 1	6-03022A
Green Channel 2	6-03122A
Black Test Probe	2-09542A1
Red Test Probe	2-09542A2

Description	Part Number
<b>SCOPE/METER CLIPS</b>	
Black Alligator Clip	2-06433A1
Yellow Alligator Clip	2-06433A4
Green Alligator Clip	2-06433A5

### OPTIONAL ACCESSORIES (sold as kits or separately)

Description	Part Number
<b>COIL-ON-PLUG ADAPTERS</b>	
COP-1 Ford	EETM306A03
COP-2 Chrysler	EETM306A04
COP-3 VW/Audi	EETM306A07
COP-4 Honda/Isuzu/Nissan	EETM306A08
COP-5 Volvo/BMW	EETM306A09
COP-6 Mercedes-Benz	EETM306A10
COP-7 Mercedes-Benz Dual	EETM306A11
COP-8 BMW	EETM306A12
COP-9 Lexus	EETM306A13
COP-11 Chrysler/Toyota/Jeep/Lexus	EETM306A14
COP/CIC 1-Flag Pickup	EAC0056L00A
COP/CIC Stick Pickup	EAC0056L03A

Key No.	Part Number
<b>COIL-IN-CAP ADAPTERS</b>	
CIC-1C General Motors HEI	EETM306A06
CIC-2 Toyota/Honda	EETM306A05
<b>OPTIONAL ACCESSORIES</b>	
Screen Protector 3-Pack	EAC0111L76A3
Protective Rubber Skin	EAC0111L51A
Drawer Organizers for 3-series Carts (W/SolUltra)	SOLVANUFOAM3
Drawer Organizers for 4-series Carts (W/SolUltra)	SOLVANUFOAM4
Drawer Organizers for 3-series Carts (W/SolEdge)	SOLVANEFOAM3
Drawer Organizers for 4-series Carts (W/SolEdge)	SOLVANEFOAM4
Grab-N-Go Nylon Tote Bag	EAK0312L19A
Hard Shell Carrying Case	EAC0111L81A

Description	Part Number
<b>SCOPE/METER ACCESSORIES</b>	
Extended Scope Leads	EETA108B
Precision Low Amps Probe	EETA308D
Pressure Transducer Adapter	EEMS324PSA
Pressure Transducer 100 PSI	EEPV302AL
Pressure Transducer 500 PSI	EEPV302AT
Pressure Transducer 5000 PSI	EEPV302AH
Transducer Extension Cable (6 ft)	EAX0024B30A
Transducer Replacement Cable	EAX0024B10A
Secondary Coil Adapter Lead	EETA309A05A
Secondary Ignition Clip-on Wire Adapter	EETM306A02

PLATFORM ACCESSORIES



Return to home







## VANTAGE® PRO – STANDARD, OPTIONAL ACCESSORIES, KEYS AND ADAPTERS SOFTWARE UPGRADE 17.4

16.4 CUSTOMER LOYALTY -  
UPGRADE TO 17.4 – EESP303U1

### INCLUDED WITH VANTAGE PRO PURCHASE

Description	Part Number
<b>VANTAGE PRO COMPONENT TEST SYSTEM</b>	
AC Adapter	EAK0276B02A
Battery Pack	EETM303A01
Carrying Case	EAC0088L17C
Battery Charging Stand	EAK0276B03A

Description	Part Number
<b>SCOPE/METER LEADS</b>	
Yellow Channel 1	6-03022A
Green Channel 2	6-03122A

Description	Part Number
<b>SCOPE/METER CLIPS</b>	
Black Alligator Clip	2-06433A1
Yellow Alligator Clip	2-06433A4
Green Alligator Clip	2-06433A5

### OPTIONAL ACCESSORIES (sold as kits or separately)

Description	Part Number
<b>COIL-ON-PLUG ADAPTERS</b>	
COP-1 Ford	EETM306A03
COP-2 Chrysler	EETM306A04
COP-3 VW/Audi	EETM306A07
COP-4 Honda/Isuzu/Nissan	EETM306A08
COP-5 Volvo/BMW	EETM306A09
COP-6 Mercedes-Benz	EETM306A10
COP-7 Mercedes-Benz Dual	EETM306A11
COP-8 BMW	EETM306A12
COP-9 Lexus	EETM306A13
COP-11 Chrysler/Toyota/Jeep/Lexus	EETM306A14

Description	Part Number
<b>PROBES</b>	
Red Test Probe	2-09542A2
Black Test Probe	2-09542A1

Description	Part Number
<b>ADAPTERS</b>	
Split Lead Adapter	EEMS301A05
Secondary Coil Adapter	EETA309A05A

Description	Part Number
<b>IGNITION PICKUPS</b>	
Secondary Coil Adapter	EETA309A05A
Secondary Ignition Clip-on Wire Adapter	EETM306A02
Inductive RPM Pickup	EETM303A05A
1-Flag Pickup	EAC0056L00A
3-Flag Pickup	EAC0056L02A
Stick Pickup	EAC0056L03A

Description	Part Number
<b>COIL-IN-CAP ADAPTERS</b>	
CIC-1C General Motors HEI	EETM306A06
CIC-2 Toyota/Honda	EETM306A05

Description	Part Number
<b>OTHER</b>	
Screen Protector 3-Pack	EAK0276L11A
Replacement Display Window	EAK0276L10A
Precision Low Amps Probe	EETA308D
RCA Adapter	2-12203A
SIA2000 Waste Spark Ignition Adapter Cable set	EETA309A15
Grab-N-Go Nylon Tote Bag	EAK0312L19A

Description	Part Number
<b>TRANSDUCERS</b>	
100 PSI Vacuum Transducer	EEPV302AL
500 PSI Transducer	EEPV302AT
5000 PSI Transducer	EEPV302AH
Transducer Extension Cable (6 ft)	EAX0024B30A
Transducer Replacement Cable	EAX0024B10A

PLATFORM ACCESSORIES



Return to home



# PERSONALITY KEYS

By Corresponding Upgrade



DO YOU HAVE EVERYTHING YOU NEED TO  
MAKE THE MOST OF YOUR NEW SOFTWARE



Use this chart to identify and order keys from your Franchisee or other sales representative.

Upgrade	Domestic and Asian	Most common make supported	Part number	European	Most common make supported	Part number
17.2	K-78	Harley Davidson	EAP0283L70A			
16.2	K-33	RAM Promaster/ Hyundai/Kia	EAP0283L60A			
15.4	K-32	Mitsubishi Electric	EAP0283L45A			
15.2				S-74	Mercedes-Benz	EAP0293L00A
14.4						
14.2				S-26	Porsche	EAP0283L40A
13.4				S-53	FIAT	EAP0268L50A
13.2	K-30	Subaru	EAP0283L30A			
12.4	K-29	GM Extended CAN	EAP0283L20A			
12.2						
11.4						
11.2	K-28	Nissan Altima Hybrid	EAP0283L10A	S-69	Volvo Dual CAN	EAP0283L05A
10.4				S-25	Land Rover	MT2500S25A
				S-40	Land Rover	EAP0234E20A
				S-43	Land Rover	EAP0234E40A
				S-44	Land Rover	EAP0234E50A
				S-45	Land Rover	EAP0234E55A
				S-62	Land Rover	EAP0268L55A
10.2						
9.4						
9.2	K-7A K-27	Chrysler/Mitsubishi Chrysler/Mitsubishi	EAP0268L65A EAP0268L75A	S-64	Mercedes-Benz	EAP0268L70A
8.4						
8.2						
7.4				S-51	Mercedes-Benz	EAP0268L35A
7.2	K-20 K-25	Global OBD-II CAN Chrysler	EAP0234E45A EAP0268L15A	S-44	Volkswagen	EAP0234E50A
6.4	K-24	Honda	EAP0268L05A			

Upgrade	Domestic and Asian	Most common make supported	Part number	European	Most common make supported	Part number
6.2	K-21 K-22	General Motors Chrysler	EAP0234E80A EAP0234E90A			
5.4						
5.2	K-19	CAN Protocol Vehicles	EAP0234E35A			
4.4	K-17	Ford/GM/Toyota/Nissan/ Mazda/Hyundai/Kia/ Mitsubishi	EAP0234E25A			
4.2	K-16	Ford	EAP0257B00A			
4.1 and earlier	K-2A* K-5A K-7* K-9 K-12A K-13 K-14 K-15	OBD-II Hyundai Mitsubishi General Motors General Motors Chrysler Nissan Mitsubishi	MT50780202 MT50780507 MT50780701 MT50780901 MT50781202 MT50781301 MT50781401 MT50781501	S-4 S-7 S-17 S-20 S-21 S-27 S-28 S-33 S-34	Mercedes-Benz Volkswagen/ BMW/Land Rover Mercedes-Benz Mercedes-Benz Mercedes-Benz Mercedes-Benz BMW/Land Rover Mercedes-Benz Mercedes-Benz	MT2500S4 MT2500S7 MT2500S17 MT2500S20 MT2500S21 MT2500S27 MT2500S28 MT2500S33 MT2500S34

[Return to home](#)

\* SOME PERSONALITY KEYS MAY WORK WITH MANUFACTURERS OTHER THAN STATED TO THE RIGHT. ALWAYS REFER TO THE SCAN TOOL FOR THE CORRECT PERSONALITY KEY. THE SCAN TOOL WILL ALWAYS PROMPT FOR THE CORRECT PERSONALITY KEY AFTER THE VIN HAS BEEN ENTERED AND THE SYSTEM SELECTED.

# AUDI VEHICLE DIAGNOSTIC COVERAGE

AUDI

New or significantly enhanced coverage

17.4

MAKE	YEARS	MODEL	ENGINE	TRANS	ABS	AIRBAG	4WD	AUDIO / NAVI / TELE-MATICS	BACK-UP CAMERA	BATTERY MGMT	BATTERY REGULATION	BELT TENSIONER	BODY / COMFORT	BODY ELEC	BRAKE ELECTRONICS	CAN / DIAG DATA GATEWAY	CENTRAL ELECTRONICS	CHASSIS CONTROL	CLIMATE CONTROL	DIGITAL RADIO / RADIO	DISTANCE CONTROL	DOOR LOCK SYSTEM	DOOR MODULES	DRIVER IDENTIFICATION	ELEC TRAILER MODULE	ELECTRONIC LEVEL CONTROL	ELECTRONIC ROOF CONTROL	ELECTRONIC WIPER CONTROL	IMMOBILIZER	INFORMATION ELECTRONICS	
AUDI	92	80	*	*	*	*				*			*					*	*												
	92 - 94	100/S4	*	*	*	*				*			*					*	*												
	06 - 07	A3	*	*	*	*		*		*			*		*			*	*		*						*				
	08	A3	*	*	*	*		*		*			*		*			*	*		*						*				
	09	A3	*	*	*	*		*		*			*		*			*	*		*						*				
	10	A3	*	*	*	*		*		*			*		*			*	*		*						*				
	11	A3	*	*	*	*		*		*			*		*			*	*		*						*				
	12	A3	*	*	*	*	*	*	*	*	*	*	*	*	*	*	*	*	*	*	*	*	*	*	*	*	*	*	*	*	*
	13	A3	*	*	*	*	*	*	*	*	*	*	*	*	*	*	*	*	*	*	*	*	*	*	*	*	*	*	*	*	*
	14	A3	*	*	*	*	*	*	*	*	*	*	*	*	*	*	*	*	*	*	*	*	*	*	*	*	*	*	*	*	*
	16	A3	*	*	*	*	*	*	*	*	*	*	*	*	*	*	*	*	*	*	*	*	*	*	*	*	*	*	*	*	*
	96 - 99	A4	*	*	*	*	*	*	*	*	*	*	*	*	*	*	*	*	*	*	*	*	*	*	*	*	*	*	*	*	*
	00	A4	*	*	*	*	*	*	*	*	*	*	*	*	*	*	*	*	*	*	*	*	*	*	*	*	*	*	*	*	*
	01	A4	*	*	*	*	*	*	*	*	*	*	*	*	*	*	*	*	*	*	*	*	*	*	*	*	*	*	*	*	*
	02	A4	*	*	*	*	*	*	*	*	*	*	*	*	*	*	*	*	*	*	*	*	*	*	*	*	*	*	*	*	*
	03 - 04	A4	*	*	*	*	*	*	*	*	*	*	*	*	*	*	*	*	*	*	*	*	*	*	*	*	*	*	*	*	*
	05	A4	*	*	*	*	*	*	*	*	*	*	*	*	*	*	*	*	*	*	*	*	*	*	*	*	*	*	*	*	*
	06 - 07	A4	*	*	*	*	*	*	*	*	*	*	*	*	*	*	*	*	*	*	*	*	*	*	*	*	*	*	*	*	*
	08	A4	*	*	*	*	*	*	*	*	*	*	*	*	*	*	*	*	*	*	*	*	*	*	*	*	*	*	*	*	*
	09	A4	*	*	*	*	*	*	*	*	*	*	*	*	*	*	*	*	*	*	*	*	*	*	*	*	*	*	*	*	*
	10 - 12	A4	*	*	*	*	*	*	*	*	*	*	*	*	*	*	*	*	*	*	*	*	*	*	*	*	*	*	*	*	*
	15	A4	*	*	*	*	*	*	*	*	*	*	*	*	*	*	*	*	*	*	*	*	*	*	*	*	*	*	*	*	*
	16	A4	*	*	*	*	*	*	*	*	*	*	*	*	*	*	*	*	*	*	*	*	*	*	*	*	*	*	*	*	*
	13 - 14	A4/Allroad	*	*	*	*	*	*	*	*	*	*	*	*	*	*	*	*	*	*	*	*	*	*	*	*	*	*	*	*	*
	13 - 14	A4 Quattro/S4	*	*	*	*	*	*	*	*	*	*	*	*	*	*	*	*	*	*	*	*	*	*	*	*	*	*	*	*	*
	13 - 14	A4 Quattro	*	*	*	*	*	*	*	*	*	*	*	*	*	*	*	*	*	*	*	*	*	*	*	*	*	*	*	*	*
	15	A4 Quattro	*	*	*	*	*	*	*	*	*	*	*	*	*	*	*	*	*	*	*	*	*	*	*	*	*	*	*	*	*
	16	A4 Quattro	*	*	*	*	*	*	*	*	*	*	*	*	*	*	*	*	*	*	*	*	*	*	*	*	*	*	*	*	*
	04	A4/S4	*	*	*	*	*	*	*	*	*	*	*	*	*	*	*	*	*	*	*	*	*	*	*	*	*	*	*	*	*
	10 - 12	A4/S4	*	*	*	*	*	*	*	*	*	*	*	*	*	*	*	*	*	*	*	*	*	*	*	*	*	*	*	*	*
	08 - 09	A5	*	*	*	*	*	*	*	*	*	*	*	*	*	*	*	*	*	*	*	*	*	*	*	*	*	*	*	*	*
	10	A5	*	*	*	*	*	*	*	*	*	*	*	*	*	*	*	*	*	*	*	*	*	*	*	*	*	*	*	*	*
	11	A5	*	*	*	*	*	*	*	*	*	*	*	*	*	*	*	*	*	*	*	*	*	*	*	*	*	*	*	*	*
	12	A5	*	*	*	*	*	*	*	*	*	*	*	*	*	*	*	*	*	*	*	*	*	*	*	*	*	*	*	*	*
	13 - 14	A5	*	*	*	*	*	*	*	*	*	*	*	*	*	*	*	*	*	*	*	*	*	*	*	*	*	*	*	*	*
	15	A5	*	*	*	*	*	*	*	*	*	*	*	*	*	*	*	*	*	*	*	*	*	*	*	*	*	*	*	*	*
	16	A5	*	*	*	*	*	*	*	*	*	*	*	*	*	*	*	*	*	*	*	*	*	*	*	*	*	*	*	*	*
	10 - 15	A5 CABRIOLET	*	*	*	*	*	*	*	*	*	*	*	*	*	*	*	*	*	*	*	*	*	*	*	*	*	*	*	*	*
	16	A5 CABRIOLET	*	*	*	*	*	*	*	*	*	*	*	*	*	*	*	*	*	*	*	*	*	*	*	*	*	*	*	*	*
	95	A6	*	*	*	*	*	*	*	*	*	*	*	*	*	*	*	*	*	*	*	*	*	*	*	*	*	*	*	*	*
	96 - 97	A6	*	*	*	*	*	*	*	*	*	*	*	*	*	*	*	*	*	*	*	*	*	*	*	*	*	*	*	*	*
	98 - 00	A6	*	*	*	*	*	*	*	*	*	*	*	*	*	*	*	*	*	*	*	*	*	*	*	*	*	*	*	*	*
	04	A6	*	*	*	*	*	*	*	*	*	*	*	*	*	*	*	*	*	*	*	*	*	*	*	*	*	*	*	*	*
	05 - 06	A6	*	*	*	*	*	*	*	*	*	*	*	*	*	*	*	*	*	*	*	*	*	*	*	*	*	*	*	*	*
	07	A6	*	*	*	*	*	*	*	*	*	*	*	*	*	*	*	*	*	*	*	*	*	*	*	*	*	*	*	*	*
	08 - 09	A6	*	*	*	*	*	*	*	*	*	*	*	*	*	*	*	*	*	*	*	*	*	*	*	*	*	*	*	*	*
	10	A6	*	*	*	*	*	*	*	*	*	*	*	*	*	*	*	*	*	*	*	*	*	*	*	*	*	*	*	*	*
	11	A6	*	*	*	*	*	*	*	*	*	*	*	*	*	*	*	*	*	*	*	*	*	*	*	*	*	*	*	*	*
	12	A6	*	*	*	*	*	*	*	*	*	*	*	*	*	*	*	*	*	*	*	*	*	*	*	*	*	*	*	*	*
	13	A6	*	*	*	*	*	*	*	*	*	*	*	*	*	*	*	*	*	*	*	*	*	*	*	*	*	*	*	*	*
14 - 15	A6	*	*	*	*	*	*	*	*	*	*	*	*	*	*	*	*	*	*	*	*	*	*	*	*	*	*	*	*	*	
16	A6	*	*	*	*	*	*	*	*	*	*	*	*	*	*	*	*	*	*	*	*	*	*	*	*	*	*	*	*	*	
01 - 02	A6/ALLROAD	*	*	*	*	*	*	*	*	*	*	*	*	*	*	*	*	*	*	*	*	*	*	*	*	*	*	*	*	*	
03	A6/ALLROAD	*	*	*	*	*	*	*	*	*	*	*	*	*	*	*	*	*	*	*	*	*	*	*	*	*	*	*	*	*	
04	A6/ALLROAD	*	*	*	*	*	*	*	*	*	*	*	*	*	*	*	*	*	*	*	*	*	*	*	*	*	*	*	*	*	
05	A6/ALLROAD	*	*	*	*	*	*	*	*	*	*	*	*	*	*	*	*	*	*	*	*	*	*	*	*	*	*	*	*	*	
06 - 09	A6/ALLROAD	*	*	*	*	*	*	*	*	*	*	*	*	*	*	*	*	*	*	*	*	*	*	*	*	*	*	*	*	*	
14	A6/A7/S6/S7	*	*	*	*	*	*	*	*	*	*	*	*	*	*	*	*	*	*	*	*	*	*	*	*	*	*	*	*	*	
12	A7	*	*	*	*	*	*	*	*	*	*	*	*	*	*	*	*	*	*	*	*	*	*	*	*	*	*	*	*	*	
13	A7	*	*	*	*	*	*	*	*	*	*	*	*	*	*	*	*	*	*	*	*	*	*	*	*	*	*	*	*	*	
14	A7	*	*	*	*	*	*	*	*	*	*	*	*	*	*	*	*	*	*	*	*	*	*	*	*	*	*	*	*	*	
15 - 16	A7	*	*	*	*	*	*	*	*	*	*	*	*	*	*	*	*	*	*	*	*	*	*	*	*	*	*	*	*	*	
97 - 00	A8	*	*	*	*	*	*	*	*	*	*	*	*	*	*	*	*	*	*	*	*	*	*	*	*	*	*	*	*	*	
01	A8	*	*	*	*	*	*	*	*	*	*	*	*	*	*	*	*	*	*	*	*	*	*	*	*	*	*	*	*	*	
02	A8	*	*	*	*	*	*	*	*	*	*	*	*	*	*	*	*	*	*	*	*	*	*	*	*	*	*	*	*	*	
03 - 04	A8	*	*	*	*	*	*	*	*	*	*	*	*	*	*	*	*	*	*	*	*	*	*	*	*	*	*	*	*	*	
05 - 07	A8	*	*	*	*	*	*	*	*	*	*	*	*	*	*	*	*	*	*	*	*	*	*	*	*	*	*	*	*	*	
08	A8	*	*	*	*	*	*	*	*	*	*	*	*	*	*	*	*	*	*	*	*	*	*	*	*	*	*	*	*	*	
09	A8	*	*	*	*	*	*	*	*	*	*	*	*	*	*	*	*	*	*	*	*	*	*	*	*	*	*	*	*	*	
10	A8	*	*	*	*	*	*	*	*	*	*	*	*	*	*	*	*	*	*	*	*	*	*	*	*	*	*	*	*	*	
11	A8	*	*	*	*	*	*	*	*	*	*	*	*	*	*	*	*	*	*	*	*	*	*	*	*	*	*	*	*	*	
12	A8	*	*	*	*	*	*	*	*	*	*	*	*	*	*	*	*	*	*	*	*	*	*	*	*	*	*	*	*	*	

# AUDI VEHICLE DIAGNOSTIC COVERAGE

## AUDI

New or significantly enhanced coverage

17.4

MAKE	YEARS	MODEL	ENGINE	TRANS	ABS	AIRBAG	4WD	AUDIO / NAVI / TELEMATICS	BACK-UP CAMERA	BATTERY MGMT	BATTERY REGULATION	BELT TENSIONER	BODY / COMFORT	BODY ELEC	BRAKE ELECTRONICS	CAN / DIAG DATA GATEWAY	CENTRAL ELECTRONICS	CHASSIS CONTROL	CLIMATE CONTROL	DIGITAL RADIO / RADIO	DISTANCE CONTROL	DOOR LOCK SYSTEM	DOOR MODULES	DRIVER IDENTIFICATION	ELEC TRAILER MODULE	ELECTRONIC LEVEL CONTROL	ELECTRONIC ROOF CONTROL	ELECTRONIC WIPER CONTROL	IMMOBILIZER	INFORMATION ELECTRONICS	
	13 - 15	A8	*																												
	16	A8	*	*		*	*	*	*		*	*	*	*	*	*	*		*	*	*	*	*	*	*	*	*	*	*	*	*
	07	A8/S8	*								*	*	*	*	*	*	*		*	*	*	*	*	*	*	*	*	*	*	*	
	13 - 14	A8/S8	*	*	*	*	*	*	*		*	*	*	*	*	*	*		*	*	*	*	*	*	*	*	*	*	*	*	
	13 - 15	ALLROAD	*																											*	
	16	ALLROAD	*	*		*	*	*	*		*	*	*	*	*	*	*		*	*	*	*	*	*	*	*	*	*	*	*	
	05	Allroad Quattro	*																											*	
	92 - 95	CABRIOLET	*	*	*	*	*	*	*		*	*	*	*	*	*	*		*	*	*	*	*	*	*	*	*	*	*	*	
	96 - 98	CABRIOLET	*	*	*	*	*	*	*		*	*	*	*	*	*	*		*	*	*	*	*	*	*	*	*	*	*	*	
	15	Q3	*																											*	
	16	Q3	*	*		*	*	*	*		*	*	*	*	*	*	*		*	*	*	*	*	*	*	*	*	*	*	*	
	05 - 08	Q5	*	*	*	*	*	*	*		*	*	*	*	*	*	*		*	*	*	*	*	*	*	*	*	*	*	*	
	09	Q5	*	*	*	*	*	*	*		*	*	*	*	*	*	*		*	*	*	*	*	*	*	*	*	*	*	*	
	10	Q5	*	*	*	*	*	*	*		*	*	*	*	*	*	*		*	*	*	*	*	*	*	*	*	*	*	*	
	11	Q5	*	*	*	*	*	*	*		*	*	*	*	*	*	*		*	*	*	*	*	*	*	*	*	*	*	*	
	12	Q5	*	*	*	*	*	*	*		*	*	*	*	*	*	*		*	*	*	*	*	*	*	*	*	*	*	*	
	13	Q5	*	*	*	*	*	*	*		*	*	*	*	*	*	*		*	*	*	*	*	*	*	*	*	*	*	*	
	14	Q5	*	*	*	*	*	*	*		*	*	*	*	*	*	*		*	*	*	*	*	*	*	*	*	*	*	*	
	15	Q5	*	*	*	*	*	*	*		*	*	*	*	*	*	*		*	*	*	*	*	*	*	*	*	*	*	*	
	16	Q5	*	*	*	*	*	*	*		*	*	*	*	*	*	*		*	*	*	*	*	*	*	*	*	*	*	*	
	14	Q5 HYBRID	*	*	*	*	*	*	*		*	*	*	*	*	*	*		*	*	*	*	*	*	*	*	*	*	*	*	
	15	Q5 HYBRID	*	*	*	*	*	*	*		*	*	*	*	*	*	*		*	*	*	*	*	*	*	*	*	*	*	*	
	07	Q7	*	*	*	*	*	*	*		*	*	*	*	*	*	*		*	*	*	*	*	*	*	*	*	*	*	*	
	08 - 10	Q7	*	*	*	*	*	*	*		*	*	*	*	*	*	*		*	*	*	*	*	*	*	*	*	*	*	*	
	11	Q7	*	*	*	*	*	*	*		*	*	*	*	*	*	*		*	*	*	*	*	*	*	*	*	*	*	*	
	12	Q7	*	*	*	*	*	*	*		*	*	*	*	*	*	*		*	*	*	*	*	*	*	*	*	*	*	*	
	13 - 14	Q7	*	*	*	*	*	*	*		*	*	*	*	*	*	*		*	*	*	*	*	*	*	*	*	*	*	*	
	15	Q7	*	*	*	*	*	*	*		*	*	*	*	*	*	*		*	*	*	*	*	*	*	*	*	*	*	*	
	11 - 15	Q7 S-Line	*																												
	08 - 11	R8	*																												
	12	R8	*	*	*	*	*	*	*		*	*	*	*	*	*	*		*	*	*	*	*	*	*	*	*	*	*	*	
	13	R8	*	*	*	*	*	*	*		*	*	*	*	*	*	*		*	*	*	*	*	*	*	*	*	*	*	*	
	14 - 15	R8	*	*	*	*	*	*	*		*	*	*	*	*	*	*		*	*	*	*	*	*	*	*	*	*	*	*	
	12	R8 GT	*	*	*	*	*	*	*		*	*	*	*	*	*	*		*	*	*	*	*	*	*	*	*	*	*	*	
	14	R8 Spider	*	*	*	*	*	*	*		*	*	*	*	*	*	*		*	*	*	*	*	*	*	*	*	*	*	*	
	13 - 14	RS5	*	*	*	*	*	*	*		*	*	*	*	*	*	*		*	*	*	*	*	*	*	*	*	*	*	*	
	15	RS5	*	*	*	*	*	*	*		*	*	*	*	*	*	*		*	*	*	*	*	*	*	*	*	*	*	*	
	13 - 15	RS5 Cabriolet	*	*	*	*	*	*	*		*	*	*	*	*	*	*		*	*	*	*	*	*	*	*	*	*	*	*	
	14	RS7	*	*	*	*	*	*	*		*	*	*	*	*	*	*		*	*	*	*	*	*	*	*	*	*	*	*	
	16	S3	*	*	*	*	*	*	*		*	*	*	*	*	*	*		*	*	*	*	*	*	*	*	*	*	*	*	
	94 - 99	S4	*	*	*	*	*	*	*		*	*	*	*	*	*	*		*	*	*	*	*	*	*	*	*	*	*	*	
	00	S4	*	*	*	*	*	*	*		*	*	*	*	*	*	*		*	*	*	*	*	*	*	*	*	*	*	*	
	01	S4	*	*	*	*	*	*	*		*	*	*	*	*	*	*		*	*	*	*	*	*	*	*	*	*	*	*	
	02	S4	*	*	*	*	*	*	*		*	*	*	*	*	*	*		*	*	*	*	*	*	*	*	*	*	*	*	
	03 - 04	S4	*	*	*	*	*	*	*		*	*	*	*	*	*	*		*	*	*	*	*	*	*	*	*	*	*	*	
	05 - 06	S4	*	*	*	*	*	*	*		*	*	*	*	*	*	*		*	*	*	*	*	*	*	*	*	*	*	*	
	07	S4	*	*	*	*	*	*	*		*	*	*	*	*	*	*		*	*	*	*	*	*	*	*	*	*	*	*	
	08 - 09	S4	*	*	*	*	*	*	*		*	*	*	*	*	*	*		*	*	*	*	*	*	*	*	*	*	*	*	
	10	S4	*	*	*	*	*	*	*		*	*	*	*	*	*	*		*	*	*	*	*	*	*	*	*	*	*	*	
	12	S4	*	*	*	*	*	*	*		*	*	*	*	*	*	*		*	*	*	*	*	*	*	*	*	*	*	*	
	13	S4	*	*	*	*	*	*	*		*	*	*	*	*	*	*		*	*	*	*	*	*	*	*	*	*	*	*	
	14 - 15	S4	*	*	*	*	*	*	*		*	*	*	*	*	*	*		*	*	*	*	*	*	*	*	*	*	*	*	
	16	S4	*	*	*	*	*	*	*		*	*	*	*	*	*	*		*	*	*	*	*	*	*	*	*	*	*	*	
	08 - 11	S5	*																											*	
	12	S5	*	*	*	*	*	*	*		*	*	*	*	*	*	*		*	*	*	*	*	*	*	*	*	*	*	*	
	13 - 14	S5	*	*	*	*	*	*	*		*	*	*	*	*	*	*		*	*	*	*	*	*	*	*	*	*	*	*	
	15	S5	*	*	*	*	*	*	*		*	*	*	*	*	*	*		*	*	*	*	*	*	*	*	*	*	*	*	
	16	S5	*	*	*	*	*	*	*		*	*	*	*	*	*	*		*	*	*	*	*	*	*	*	*	*	*	*	
	10 - 15	S5 CABRIOLET	*																											*	
	16	S5 CABRIOLET	*	*	*	*	*	*	*		*	*	*	*	*	*	*		*	*	*	*	*	*	*	*	*	*	*	*	
	95	S6	*	*	*	*	*	*	*		*	*	*	*	*	*	*		*	*	*	*	*	*	*	*	*	*	*	*	
	96 - 97	S6	*	*	*	*	*	*	*		*	*	*	*	*	*	*		*	*	*	*	*	*	*	*	*	*	*	*	
	10 - 11	S6	*																											*	
	13 - 15	S6	*																											*	
	16	S6	*	*	*	*	*	*	*		*	*	*	*	*	*	*		*	*	*	*	*	*	*	*	*	*	*	*	
	16	S6/RS7	*	*	*	*	*	*	*		*	*	*	*	*	*	*		*	*	*	*	*	*	*	*	*	*	*	*	
	13	S6/S7	*	*	*	*	*	*	*		*	*	*	*	*	*	*		*	*	*	*	*	*	*	*	*	*	*	*	
	15 - 16	S7/RS7	*																											*	
	13 - 14	S7	*																											*	
	01	S8	*	*	*	*	*	*	*		*	*	*	*	*	*	*		*	*	*	*	*	*	*	*	*	*	*	*	
	02	S8	*	*	*	*	*	*	*		*	*	*	*	*	*	*		*	*	*	*	*	*	*	*	*	*	*	*	
	03	S8	*	*	*	*	*	*	*		*	*	*	*	*	*	*		*	*	*	*	*	*	*	*	*	*	*	*	


# AUDI VEHICLE DIAGNOSTIC COVERAGE


## AUDI

New or significantly enhanced coverage

17.4

MAKE	YEARS	MODEL	ENGINE	TRANS	ABS	AIRBAG	4WD	AUDIO / NAVI / TELEMATICS	BACK-UP CAMERA	BATTERY MGMT	BATTERY REGULATION	BELT TENSIONER	BODY / COMFORT	BODY ELEC	BRAKE ELECTRONICS	CAN / DIAG DATA GATEWAY	CENTRAL ELECTRONICS	CHASSIS CONTROL	CLIMATE CONTROL	DIGITAL RADIO / RADIO	DISTANCE CONTROL	DOOR LOCK SYSTEM	DOOR MODULES	DRIVER IDENTIFICATION	ELEC TRAILER MODULE	ELECTRONIC LEVEL CONTROL	ELECTRONIC ROOF CONTROL	ELECTRONIC WIPER CONTROL	IMMOBILIZER	INFORMATION ELECTRONICS
	12	S8	*	*	*	*	*	*	*	*	*	*	*	*	*	*	*	*	*	*	*	*	*	*	*	*	*	*	*	*
	13 - 15	S8	*	*	*	*	*	*	*	*	*	*	*	*	*	*	*	*	*	*	*	*	*	*	*	*	*	*	*	*
	16	S8	*	*	*	*	*	*	*	*	*	*	*	*	*	*	*	*	*	*	*	*	*	*	*	*	*	*	*	*
	16	SQ5	*	*	*	*	*	*	*	*	*	*	*	*	*	*	*	*	*	*	*	*	*	*	*	*	*	*	*	*
	00	TT	*	*	*	*	*	*	*	*	*	*	*	*	*	*	*	*	*	*	*	*	*	*	*	*	*	*	*	*
	01	TT	*	*	*	*	*	*	*	*	*	*	*	*	*	*	*	*	*	*	*	*	*	*	*	*	*	*	*	*
	02 - 04	TT	*	*	*	*	*	*	*	*	*	*	*	*	*	*	*	*	*	*	*	*	*	*	*	*	*	*	*	*
	05	TT	*	*	*	*	*	*	*	*	*	*	*	*	*	*	*	*	*	*	*	*	*	*	*	*	*	*	*	*
	06 - 07	TT	*	*	*	*	*	*	*	*	*	*	*	*	*	*	*	*	*	*	*	*	*	*	*	*	*	*	*	*
	08	TT	*	*	*	*	*	*	*	*	*	*	*	*	*	*	*	*	*	*	*	*	*	*	*	*	*	*	*	*
	09	TT	*	*	*	*	*	*	*	*	*	*	*	*	*	*	*	*	*	*	*	*	*	*	*	*	*	*	*	*
	10	TT	*	*	*	*	*	*	*	*	*	*	*	*	*	*	*	*	*	*	*	*	*	*	*	*	*	*	*	*
	11	TT	*	*	*	*	*	*	*	*	*	*	*	*	*	*	*	*	*	*	*	*	*	*	*	*	*	*	*	*
	12	TT	*	*	*	*	*	*	*	*	*	*	*	*	*	*	*	*	*	*	*	*	*	*	*	*	*	*	*	*
	13	TT	*	*	*	*	*	*	*	*	*	*	*	*	*	*	*	*	*	*	*	*	*	*	*	*	*	*	*	*
	14	TT	*	*	*	*	*	*	*	*	*	*	*	*	*	*	*	*	*	*	*	*	*	*	*	*	*	*	*	*
	15	TT	*	*	*	*	*	*	*	*	*	*	*	*	*	*	*	*	*	*	*	*	*	*	*	*	*	*	*	*
	16	TT	*	*	*	*	*	*	*	*	*	*	*	*	*	*	*	*	*	*	*	*	*	*	*	*	*	*	*	*
	10	TTS	*	*	*	*	*	*	*	*	*	*	*	*	*	*	*	*	*	*	*	*	*	*	*	*	*	*	*	*
	92	V8	*	*	*	*	*	*	*	*	*	*	*	*	*	*	*	*	*	*	*	*	*	*	*	*	*	*	*	*

Return to home 

Return to makes 


# AUDI VEHICLE DIAGNOSTIC COVERAGE


## AUDI

New or significantly enhanced coverage

17.4

MAKE	YEARS	MODEL	INSTRUMENT	KEYLESS ENTRY	LANE ASSIST / POSITION SENSING	PARK ASSIST	SEAT & MIRROR	SERVICE INTERVAL RESET	SPEECH CONTROL	START AUTHORIZATION	STEERING ASSIST	STEERING WHEEL ELECTRONICS	SUSPENSION	TELEPHONE	TPMS	TRUNK / LIFTGATE	VEHICLE THEFT DETERRENT / START AUTH-KESSEY-ENTRY	WHEEL ALIGNMENT	XENON LIGHTS / LEVEL CONTROL / LIGHT CONTROL
AUDI	92	80	*							*					*		*		
	92 - 94	100/S4	*							*					*		*		
	06 - 07	A3	*			*				*					*		*	*	
	08	A3	*			*				*					*		*	*	
	09	A3	*			*				*		*			*		*	*	
	10	A3	*			*				*		*			*		*	*	
	11	A3	*			*				*		*			*		*	*	
	12	A3	*			*	*			*		*	*		*		*	*	*
	13	A3	*	*		*	*			*		*	*		*		*	*	*
	14	A3	*	*		*	*			*		*	*		*	*	*	*	*
	16	A3	*	*		*	*		*		*	*	*		*	*	*	*	*
	96 - 99	A4	*								*					*		*	
	00	A4	*								*					*		*	
	01	A4	*								*					*		*	
	02	A4	*								*					*		*	
	03 - 04	A4	*								*					*		*	
	05	A4	*				*				*					*		*	*
	06 - 07	A4	*				*				*					*		*	*
	08	A4	*			*	*				*					*		*	*
	09	A4	*			*	*				*		*			*		*	*
	10 - 12	A4	*	*		*	*	*			*		*			*	*	*	*
	15	A4	*				*				*		*			*	*	*	*
	16	A4	*			*	*	*	*		*		*			*	*	*	*
	13 - 14	A4/Allroad	*	*		*	*	*			*		*			*	*	*	*
	13 - 14	A4 Quattro/S4	*	*		*	*	*			*		*			*	*	*	*
	13 - 14	A4 Quattro	*								*		*			*	*	*	*
	15	A4 Quattro	*								*		*			*	*	*	*
	16	A4 Quattro	*			*	*	*	*		*		*			*	*	*	*
	04	A4/S4	*								*		*			*	*	*	*
	10 - 12	A4/S4	*								*		*			*	*	*	*
	08 - 09	A5	*			*	*				*		*			*	*	*	*
	10	A5	*			*	*				*		*			*	*	*	*
	11	A5	*			*	*				*		*			*	*	*	*
	12	A5	*	*		*	*	*			*		*			*	*	*	*
	13 - 14	A5	*	*		*	*	*			*		*			*	*	*	*
	15	A5	*			*	*				*		*			*	*	*	*
	16	A5	*			*	*	*	*		*		*			*	*	*	*
	10 - 15	A5 CABRIOLET	*			*	*	*	*		*		*			*	*	*	*
	16	A5 CABRIOLET	*			*	*	*	*		*		*			*	*	*	*
	95	A6	*								*					*		*	
	96 - 97	A6	*								*					*		*	
	98 - 00	A6	*								*					*		*	
	04	A6	*								*					*		*	
	05 - 06	A6	*			*	*				*		*			*		*	*
	07	A6	*			*	*				*		*			*		*	*
	08 - 09	A6	*	*		*	*	*			*		*			*	*	*	*
	10	A6	*	*		*	*	*			*		*			*	*	*	*
	11	A6	*	*		*	*	*			*		*			*	*	*	*
	12	A6	*	*		*	*	*			*		*			*	*	*	*
	13	A6	*	*		*	*	*			*		*			*	*	*	*
	14 - 15	A6	*	*		*	*	*			*		*			*	*	*	*
	16	A6	*			*	*	*	*		*		*			*	*	*	*
	01 - 02	A6/ALLROAD	*			*	*	*	*		*		*			*	*	*	*
	03	A6/ALLROAD	*			*	*	*	*		*		*			*	*	*	*
	04	A6/ALLROAD	*			*	*	*	*		*		*			*	*	*	*
	05	A6/ALLROAD	*			*	*	*	*		*		*			*	*	*	*
	06 - 09	A6/ALLROAD	*			*	*	*	*		*		*			*	*	*	*
	14	A6/A7/S6/S7	*	*		*	*	*	*		*		*			*	*	*	*
	12	A7	*	*		*	*	*	*		*		*			*	*	*	*
	13	A7	*	*		*	*	*	*		*		*			*	*	*	*
14	A7	*	*		*	*	*	*		*		*			*	*	*	*	
15 - 16	A7	*	*		*	*	*	*		*		*			*	*	*	*	
97 - 00	A8	*								*					*		*		
01	A8	*								*					*		*		
02	A8	*								*		*			*		*		
03 - 04	A8	*								*		*			*		*		
05 - 07	A8	*			*	*				*		*			*	*	*	*	
08	A8	*			*	*				*		*			*	*	*	*	
09	A8	*			*	*				*		*			*	*	*	*	
10	A8	*			*	*	*			*		*			*	*	*	*	
11	A8	*			*	*	*			*		*			*	*	*	*	
12	A8	*			*	*	*			*		*			*	*	*	*	

[Return to home](#) 

[Return to makes](#) 


# AUDI VEHICLE DIAGNOSTIC COVERAGE


## AUDI

New or significantly enhanced coverage

17.4

MAKE	YEARS	MODEL	INSTRUMENT	KEYLESS ENTRY	LANE ASSIST / POSITION SENSING	PARK ASSIST	SEAT & MIRROR	SERVICE INTERVAL RESET	SPEECH CONTROL	START AUTHORIZATION	STEERING ASSIST	STEERING WHEEL ELECTRONICS	SUSPENSION	TELEPHONE	TPMS	TRUNK / LIFTGATE	VEHICLE THEFT DETERRENT / START AUTH-KESSY-ENTRY	WHEEL ALIGNMENT	XENON LIGHTS / LEVEL CONTROL / LIGHT CONTROL
	13 - 15	A8	*		*	*	*	*	*		*	*	*		*	*	*	*	*
	16	A8	*		*	*	*	*	*		*	*	*		*	*	*	*	*
	07	A8/S8	*		*	*	*	*	*		*	*	*		*	*	*	*	*
	13 - 14	A8/S8	*	*		*	*					*			*		*	*	*
	13 - 15	ALLROAD	*									*					*	*	*
	16	ALLROAD	*		*	*	*	*	*		*	*	*		*	*	*	*	*
	05	Allroad Quattro	*		*	*	*	*	*		*	*	*		*	*	*	*	*
	92 - 95	CABRIOLET	*							*					*		*	*	*
	96 - 98	CABRIOLET	*							*					*		*	*	*
	15	Q3	*												*		*	*	*
	16	Q3	*			*	*	*			*	*			*		*	*	*
	05 - 08	Q5	*			*	*	*			*	*			*		*	*	*
	09	Q5	*		*							*			*		*	*	*
	10	Q5	*	*	*	*	*	*				*			*		*	*	*
	11	Q5	*	*	*	*	*	*				*			*		*	*	*
	12	Q5	*	*	*	*	*	*	*			*			*		*	*	*
	13	Q5	*	*	*	*	*	*	*			*			*		*	*	*
	14	Q5	*	*	*	*	*	*	*			*			*	*	*	*	*
	15	Q5	*	*	*	*	*	*	*	*		*			*	*	*	*	*
	16	Q5	*	*	*	*	*	*	*	*		*			*	*	*	*	*
	14	Q5 HYBRID	*	*	*	*	*	*	*	*		*			*	*	*	*	*
	15	Q5 HYBRID	*	*	*	*	*	*	*	*		*			*	*	*	*	*
	07	Q7	*	*	*	*	*	*	*	*		*			*	*	*	*	*
	08 - 10	Q7	*	*	*	*	*	*	*	*		*			*	*	*	*	*
	11	Q7	*	*	*	*	*	*	*	*		*			*	*	*	*	*
	12	Q7	*	*	*	*	*	*	*	*		*			*	*	*	*	*
	13 - 14	Q7	*	*	*	*	*	*	*	*		*			*	*	*	*	*
	15	Q7	*	*	*	*	*	*	*	*		*			*	*	*	*	*
	11 - 15	Q7 S-Line	*	*	*	*	*	*	*	*		*			*	*	*	*	*
	08 - 11	R8	*			*	*	*	*	*		*		*	*	*	*	*	*
	12	R8	*			*	*	*	*	*		*		*	*	*	*	*	*
	13	R8	*	*		*	*	*	*	*		*		*	*	*	*	*	*
	14 - 15	R8	*			*	*	*	*	*		*		*	*	*	*	*	*
	12	R8 GT	*			*	*	*	*	*		*		*	*	*	*	*	*
	14	R8 Spider	*			*	*	*	*	*		*		*	*	*	*	*	*
	13 - 14	RS5	*			*	*	*	*	*		*		*	*	*	*	*	*
	15	RS5	*			*	*	*	*	*		*		*	*	*	*	*	*
	13 - 15	RS5 Cabriolet	*			*	*	*	*	*		*		*	*	*	*	*	*
	14	RS7	*			*	*	*	*	*		*		*	*	*	*	*	*
	16	S3	*		*	*	*	*	*	*		*		*	*	*	*	*	*
	94 - 99	S4	*							*					*		*	*	*
	00	S4	*							*					*		*	*	*
	01	S4	*							*					*		*	*	*
	02	S4	*							*					*		*	*	*
	03 - 04	S4	*							*					*		*	*	*
	05 - 06	S4	*		*	*	*	*	*	*		*		*	*	*	*	*	*
	07	S4	*		*	*	*	*	*	*		*		*	*	*	*	*	*
	08 - 09	S4	*		*	*	*	*	*	*		*		*	*	*	*	*	*
	10	S4	*		*	*	*	*	*	*		*		*	*	*	*	*	*
	12	S4	*		*	*	*	*	*	*		*		*	*	*	*	*	*
	13	S4	*	*	*	*	*	*	*	*		*		*	*	*	*	*	*
	14 - 15	S4	*		*	*	*	*	*	*		*		*	*	*	*	*	*
	16	S4	*		*	*	*	*	*	*		*		*	*	*	*	*	*
	08 - 11	S5	*		*	*	*	*	*	*		*		*	*	*	*	*	*
	12	S5	*	*	*	*	*	*	*	*		*		*	*	*	*	*	*
	13 - 14	S5	*	*	*	*	*	*	*	*		*		*	*	*	*	*	*
	15	S5	*		*	*	*	*	*	*		*		*	*	*	*	*	*
	16	S5	*		*	*	*	*	*	*		*		*	*	*	*	*	*
	10 - 15	S5 CABRIOLET	*		*	*	*	*	*	*		*		*	*	*	*	*	*
	16	S5 CABRIOLET	*		*	*	*	*	*	*		*		*	*	*	*	*	*
	95	S6	*		*	*	*	*	*	*		*		*	*	*	*	*	*
	96 - 97	S6	*		*	*	*	*	*	*		*		*	*	*	*	*	*
	10 - 11	S6	*		*	*	*	*	*	*		*		*	*	*	*	*	*
	13 - 15	S6	*		*	*	*	*	*	*		*		*	*	*	*	*	*
	16	S6	*		*	*	*	*	*	*		*		*	*	*	*	*	*
	16	S6/RS7	*		*	*	*	*	*	*		*		*	*	*	*	*	*
	13	S6/S7	*	*	*	*	*	*	*	*		*		*	*	*	*	*	*
	15 - 16	S7/RS7	*		*	*	*	*	*	*		*		*	*	*	*	*	*
	13 - 14	S7	*		*	*	*	*	*	*		*		*	*	*	*	*	*
	01	S8	*							*				*	*	*	*	*	*
	02	S8	*							*				*	*	*	*	*	*
	03	S8	*							*				*	*	*	*	*	*

Return to home 

Return to makes 

# AUDI VEHICLE DIAGNOSTIC COVERAGE

## AUDI

New or significantly enhanced coverage

17.4

MAKE	YEARS	MODEL	INSTRUMENT	KEYLESS ENTRY	LANE ASSIST / POSITION SENSING	PARK ASSIST	SEAT & MIRROR	SERVICE INTERVAL RESET	SPEECH CONTROL	START AUTHORIZATION	STEERING ASSIST	STEERING WHEEL ELECTRONICS	SUSPENSION	TELEPHONE	TPMS	TRUNK / LIFTGATE	VEHICLE THEFT DETERRENT / START AUTH-KESSEY-ENTRY	WHEEL ALIGNMENT	XENON LIGHTS / LEVEL CONTROL / LIGHT CONTROL
	12	S8	*			*	*			*		*	*		*		*	*	*
	13 - 15	S8	*	*		*	*	*	*	*		*	*		*		*	*	*
	16	S8	*		*	*	*	*	*	*	*	*	*		*	*	*	*	*
	16	SQ5	*		*	*	*	*	*	*	*	*	*		*	*	*	*	*
	00	TT	*			*						*			*		*	*	*
	01	TT	*			*			*	*		*			*		*	*	*
	02 - 04	TT	*			*			*	*		*			*		*	*	*
	05	TT	*		*	*			*	*		*			*		*	*	*
	06 - 07	TT	*		*	*			*	*		*	*		*		*	*	*
	08	TT	*		*	*			*	*		*	*		*		*	*	*
	09	TT	*		*	*			*	*		*	*		*		*	*	*
	10	TT	*		*	*			*	*		*	*		*		*	*	*
	11	TT	*		*	*			*	*		*	*		*		*	*	*
	12	TT	*		*	*			*	*		*	*		*		*	*	*
	13	TT	*		*	*			*	*		*	*		*		*	*	*
	14	TT	*		*	*			*	*		*	*		*		*	*	*
	15	TT	*	*	*	*	*	*	*	*		*	*		*	*	*	*	*
	16	TT	*		*	*	*	*	*	*	*	*	*		*	*	*	*	*
	10	TTS	*		*	*	*	*	*	*	*	*	*		*	*	*	*	*
	92	V8	*			*				*		*	*		*		*	*	*

Return to home 

Return to makes 